



*DC COMPONENTS CO., LTD.*

RECTIFIER SPECIALISTS

DL4148  
THRU  
DL4448

**TECHNICAL SPECIFICATIONS OF SURFACE MOUNT SWITCHING DIODES**

VOLTAGE - 50 to 100 Volts

CURRENT - 0.15 to 0.2 Ampere

**FEATURES**

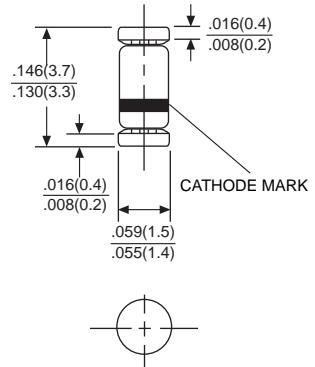
- \* Silicon epitaxial planar diodes
- \* Low power loss, high efficiency
- \* Low leakage
- \* Low forward voltage
- \* High speed switching
- \* High current capability

**MECHANICAL DATA**

- \* Case: Glass sealed case
- \* Terminals: Solder plated, solderable per MIL-STD-750, Method 2026 guaranteed
- \* Polarity: Color band denotes cathode end
- \* Mounting position: Any
- \* Weight: 0.05 grams Approx.



Mini Melf(DL-35)



Dimensions in inches and (millimeters)

**MAXIMUM RATINGS AND ELECTRICAL CHARACTERISTICS**

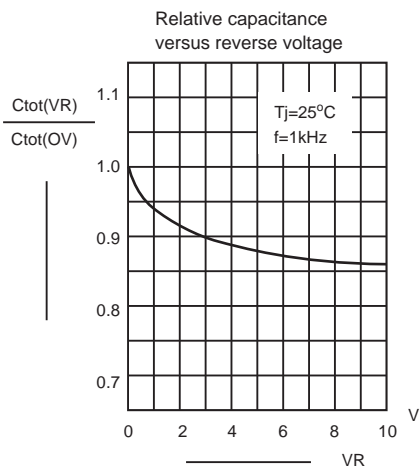
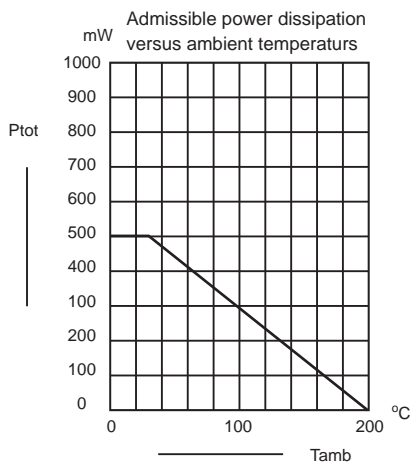
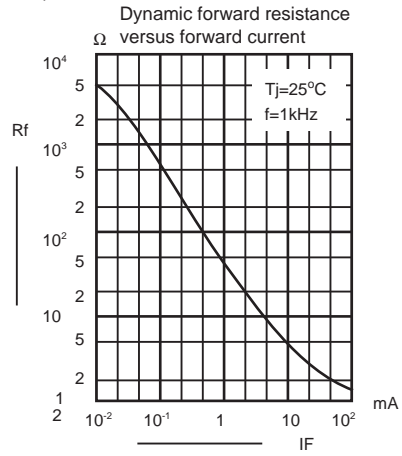
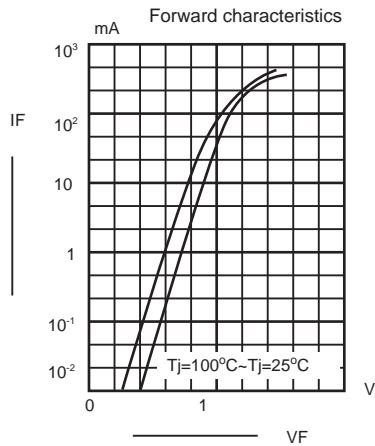
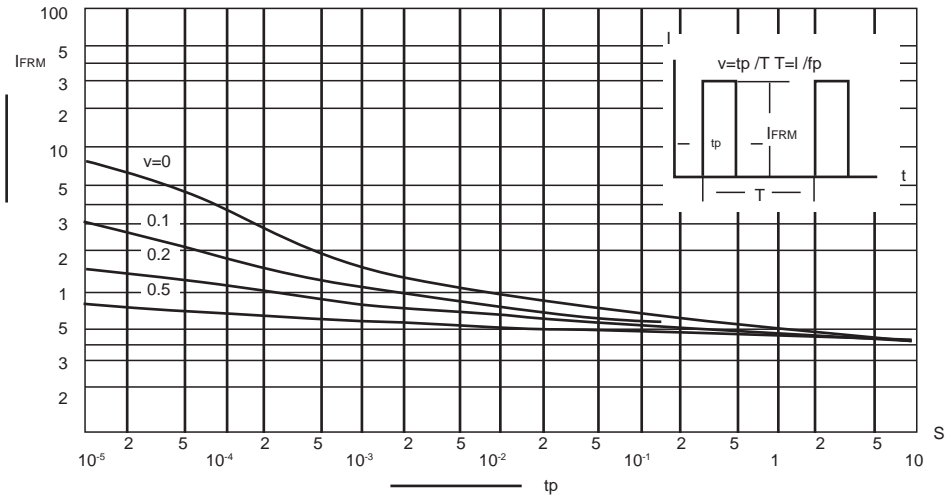
Ratings at 25 °C ambient temperature unless otherwise specified.  
Single phase, half wave, 60 Hz, resistive or inductive load.  
For capacitive load, derate current by 20%.

	SYMBOL	DL4148	DL4150	DL4151	DL4448	UNITS
Maximum Recurrent Peak Reverse Voltage	V <sub>R</sub> RM	100	50	75	100	V
Maximum Average Forward Current	I <sub>F</sub> AV	150	200	150	150	mA
Maximum Power Dissipation Tamb=25°C	P <sub>tot</sub>	500	500	500	500	mW
Maximum Forward Voltage	V <sub>F</sub> @I <sub>F</sub>	1.0/10	1.0/200	1.0/50	1.0/100	V/mA
Maximum Reverse Current	I <sub>R</sub> @V <sub>R</sub>	5000/75	100/50	50/50	5000/75	nA/V
Maximum Reverse Recovery Time	t <sub>rr</sub>	4.0	4.0	2.0	4.0	nS
Repetitive Peak Forward Current	I <sub>FRM</sub>	500				mA
Peak Forward Surge Current, tp = 1µS	I <sub>FSM</sub>	0.5				A
Forward Continuous Current	I <sub>F</sub>	300				mA
Typical Junction Capacitance	C <sub>J</sub>	4.0				pF
Operating and Storage Temperature Range	T <sub>J</sub> ,T <sub>STG</sub>	-65 to +200				°C

# RATING AND CHARACTERISTIC CURVES (DL4148 THRU DL4448)

REF: DL4148

A Admissible repetitive peak forward current versus pulse duration



## Disclaimer

Any Customer or user of this document or products described herein in such applications shall assume all risks of such use and will agree to hold *DC COMPONENTS* harmless against all damages.

*DC COMPONENTS* disclaims any and all liability arising out of the application or use of any product, including consequential or incidental damages. Statement regarding the suitability of products for certain types of applications are based on *DC COMPONENTS*'s knowledge of typical requirements that are often placed on *DC COMPONENTS* products in generic applications. Such statements are not binding statements about the suitability of products for a particular application. It is the customer's responsibility to validate that a particular product with the properties described in the product specification is suitable for use in a particular application.

*DC COMPONENTS* reserve the right to make modifications, enhancements, improvements, corrections or other changes without further notice to this document and any product described herein, and disclaim any and all liability for any errors, inaccuracies or incompleteness contained in any datasheet or in any other disclosure relating to any product. Parameters provided in datasheets and specifications may vary in different applications and performance may vary over time. All operating parameters, including typical parameters, must be validated for each customer application by the customer's technical experts. Product specifications do not expand or otherwise modify *DC COMPONENTS*'s terms and conditions of purchase, including but not limited to the warranty expressed therein.

Unless otherwise in writing, *DC COMPONENTS* products are intended for use as general electronic components in standard applications ( eg: Consumer electronic, Computer equipment, Office equipment, etc.), and not recommended for use in a high specific application where a failure or malfunction of the device could result in human injury or death ( eg: Aerospace equipment, Submarine cables, Combustion equipment, Safety devices, Life support systems, etc.)

Customers using or selling *DC COMPONENTS* products not expressly indicated for use in such applications do so at their own risk. If customer intended to use *DC COMPONENTS* standard quality grade devices for applications not envisioned by *DC COMPONENTS*, please contact our sales representatives in advance.



*DC COMPONENTS CO., LTD.*