



深圳市晶峰达电子科技有限公司

东莞市琪芯电子有限公司

电话: 13798528768, 0755-29206918, FAX: 81703081
邮箱: info@jfd-ic.com, QQ: 402431824 阿里旺旺: szjfdz
网址: www.jfd-ic.com MSN: aleafuyzf@hotmail.com

键盘 IC

GENERAL DESCRIPTION

The **DL7942** a single chip keyboard encoder developed for IBM PC AT, IBM PS2 and compatible machine keyboard. The device detects the key press and release activity, sends the scan code to system, and accepts the command from system. A high performance, low cost keyboard can be achieved by using the DL7942 with the minimal external components.

FEATURES

- Support scan code set 1, 2 and 3.
- Support PC AT and PS/2 keyboard.
- 104/107 keys with with multi media or other special application keyboard encoder.
- Support WINDOWS95, 98, 2000 keys.
- IBM PC AT or compatible machine keyboard
- IBM PS/2 model 30, 50, 60, 80 or compatible machine keyboard.
- Phantom key detects.
- Built-in RC oscillator with external resistor.
- Internal pull-up resistor for inputs.
- Tri-state outputs.
- Low power CMOS device technology.

APPLICATION

PIN DESCRIPTION

PIN NO	Pin Name	Direction	Function description
1	GND	POWER	Negative power supply pin
2	OSCO	O	Clock output
3	DATA	I/O	Data line of serial port
4	CLK	I/O	Clock line of serial port,
24, 5, 6, 11~15, 22, 23, 21, 19, 18, 17, 16, 20, 25, 26	C0~C17	O	Keyboard matrix scanning output pins
27~34	R0~R7	I	Keyboard matrix scanning input pins
7, 8, 9, 10	NC	-	No connection
35	SCRL	O	Scroll Lock indicator
36	NUM	O	Num Lock indicator
37	CAPS	O	CAPS lock indicator
38	NC	TEST	--
39	VDD	POWER	Positive power supply pin
40	OSCI	I	External oscillator resistor connection pin

FUNCTION DESCRIPTIONS

The DL7942's main function is to detect key press and release activity and to transmit the corresponding scan code, as well as make and break codes to the system. The device also accepts commands from the system. The communication between the keyboard and the system is realized via a serial port consists of CLOCK and DATA pins.



Power-on-reset and self-test

The power-on-reset (POR) occurs first when power is applied to the keyboard. The duration of POR is 150ms~2s. After POR, the self-test BAT (Basic Assurance Test) happens, it takes 300ms~500ms.

The following activities take place in BAT:

- 1) Turns on LED indicators at the beginning.
- 2) Test.
- 3) Turns off LED indicators at the end
- 4) Send the result to the system.

A completion code AA is send to the system if BAT is successful. an error code is if BAT fails. BAT takes 300ms-500ms the completion codes are send 450ms-2.5s after POR, and 300ms~500ms after RESET command is acknowledged.

Keyboard buffer

An FIFO is used to buffer the received scan code.

- 1) The buffer is 16-byte
- 2) Respond codes, i.e FA and repeated codes isn't be buffered.
Additional keystroke is discarded.

Command description

Command from the system

Reset—FF(hex)

- Send ACK to system
- Checks clock and data limes-Reset in the high state for at least 500ms or receives another command.
- Default to scan code set 2.

Resend—FE(hex)

- Sends the previous code again. If the previous code is RESEND, the last code before RESEND will be send .

Set Key Type-FB, FC, FD (hex)

- Keyboard responds with ACK
- Clears output buffer
- Receivers key ID byte
- Receivers ACK
- Sets key ID type (affect only scan code set 3 operation).
FB: Typematic
FC: Make/Break
FD: Make
- Returns to previous scanning rate.

Set All Keys-F7, F8, F9, FA(hex)

- Sends ACK to the system
- Clears output buffer.



- Sets all key type to the type specified by the command (affect only scan code set 3 operation).
 - F7: Typematic
 - F8: Make /Break
 - F9: Make
 - FA: Typematic /Make/Break
- Returns to previous scanning rate.

Set Default - F6(hex)

- Sends an ACK to system
- Resets all conditions to power-on state
- Clears the output buffer
- Set the default key type(scan code set 3 only).
- Set the default typematic rate/delay.

Default Disable-F5(hex)

- Sends an ACK to the system.
- Resets all condition to power-on state.
- Clears the output buffer.
- Sets the default key type (scan code set 3 only).
- Set the default typematic rate/delay.
- Clear last typematic key.
- Stops scanning and wait for commands

Enable-F4(hex)

- Sends and ACK to the system
- Clears the output buffer.
- Clears the last typematic key.
- Start scanning

Set Typematic Rate/Delay -F3(hex)

- Sends an ACK to the system.
- Receivers rate/delay value byte
- Sends and ACK to the system.
- Set rate/delay.
- Returns to previous scanning state.

Note:

1. Repeat period=(8+A)×(2B)×0.00417s
 - A. Binary value of bits 2, 1, and 0.
 - B. Binary value of bits 4 and 3.
2. Delay=(C+1)×250ms



深圳市晶峰达电子科技有限公司

东莞市琪芯电子有限公司

电话:13798528768, 0755-29206918, FAX:81703081
 邮箱:info@jfd-ic.com, QQ:402431824 阿里旺旺:szjfdz
 网址:www.jfd-ic.com MSN:aleafuyzf@hotmail.com

键盘 IC

A. Binary value of bits 6 and 5.Bit 7 is always 0

B4~b0	Typematic rate	B4~b0	Typematic rate
00000	30.0	10000	7.5
00001	26.7	10001	6.7
00010	24.0	10010	6.0
00011	21.8	10011	5.5
00100	20.0	10100	5.0
00101	18.5	10101	4.6
00110	17.1	10110	4.3
00111	16.0	10111	4.0
01000	15.0	11000	3.7
01001	13.3	11001	3.3
01010	12.0	11010	3.0
01011	10.9	11011	2.7
01100	10.0	11100	2.5
01101	9.2	11101	2.3
01110	8.6	11110	2.1
01111	8.0	11111	2.0

3.Default rate=10.9 chars/sec+20%

Default delay =500ms±20%

Read ID-f2 (hex)

- Sends an ACK to the system
- Discontinues scanning.
- Sends two ID bytes. The second byte will be sent within 500 us after first byte.
- Resumes scanning.

Select Alternate Scan Codes-F0(hex)

- Sends an ACK to the system.
- Clears the output buffer.
- Sets the default typematic rate/delay.
- Clears last typematic key.
- Receives option byte.
- Sends an ACK to the system.
- Option byte=
 - 01: scan code set 1
 - 02: scan code set 2
 - 03: scan code set 3
- Returns to previous scanning rate.



深圳市晶峰达电子科技有限公司
东莞市琪芯电子有限公司

电话: 13798528768, 0755-29206918, FAX: 81703081
邮箱: info@jfd-ic.com, QQ: 402431824 阿里旺旺: szjfdz
网址: www.jfd-ic.com MSN: aleafuyzf@hotmail.com

键盘 IC

Invalid commands-EF, F1(hex)

- Returns a RESEND command.
- Returns to previous scanning state

.Echo-EE (hex)

- Sends an EE (hex) to the system.
- Return to previous scanning state.

Set status indicators-ED (hex)

- Sends an ACK to the system.
- Receives option byte.
- Sends an ACK to the system.
- Updates status Indicators.
- Returns to previous scanning state.

Command to the system

Acknowledge- FA(hex)

If the keyboard receives a valid command from the system, an ACK Will be send back to the system, except that the command received is RESEND or ECHO.

BAT Completion Code-AA (hex)

This command is sent to system after successful completion of keyboard BAT.

Buffer overrun 00, FF (hex)

If keyboard buffer overflows, The last byte in the buffer will be replace by 00 or FF.

Scan code set 1-FF,

Scan code sets 2 and 3-00.

Resend -FE(hex)

This command is send to the system after the keyboard receives an invalid code or any incorrect parity.

Echo-EE (hex)

This command is send to the system after the keyboard receives an invalid code or any incorrect parity.

Echo-EE(hex)

This command is send to the system after the keyboard receives an ECHO command.

Keyboards ID -83AB (hex)

The 2-byte ID is send to the system after receives READ ID command. The low byte is sent fist, then high byte is sent.



深圳市晶峰达电子科技有限公司

东莞市琪芯电子有限公司

电话: 13798528768, 0755-29206918, FAX: 81703081
 邮箱: info@jfd-ic.com, QQ: 402431824 阿里旺旺: szjfdz
 网址: www.jfd-ic.com MSN: aleafuyzf@hotmail.com

键盘 IC

Data Communication via Serial Port

Data output

The keyboard first checks the CLK and DATA lines. If both of them are high, that means data transmission from keyboard to the system is permitted, then keyboard starts to clock data out. Data will be valid before the trailing edge and after the leading edge. The keyboard checks the clock line at least every 60us. If the clock line is lowered before the leading edge of the 10th clock, the keyboard should stop sending, and set both data line and clock line to high.

Data input

The system checks the CLK line first. If the keyboard is not sending data or it is sending data but has not reached the 10th clock, the system can force the clock line low for more than 60us and prepares to send data.

The keyboard checks clock line status at intervals of no more than 5ms. If a system-request-to-send (RTS) is detected, the keyboard clocks 11 bit in. After the 10th bit, the keyboard checks the data line. If the data line is high, the keyboard pulls it low and clocks one more bit to signal the system that data has been received.

If data is low after the 10th bit, a frame error occurs. When a frame error occurs, the keyboard should continue to count until data line goes high, then pulls it low and sends a RESEND command to the system.

Keyboard Scan Code Table

The keyboard supports 3 scan code sets. When a key is pressed down, its make scan code is sent to the system. When the key is released, its break code is sent. If two or more keys are held down, only the last key pressed repeats at the typematic rate. Typematic operation stops when the last pressed key is released

Scan code set 1

Key	Make code	Break code	Key	Make code	Break code
~(˘)	29	A9	X	2D	AD
1	02	82	C	2E	AE
2	03	83	V	2F	AF
3	04	84	B	30	B0
4	05	85	N	31	B1
5	06	86	M	32	B2
6	07	87	,(<)	33	B3
7	08	88	.(>)	34	B4
8	09	89	/(&?)	35	B5
9	0A	8A	SHIFT_R	36	B6
0	0B	8B	CTRL_L	ID	9D
-(-)	0C	8C	ALT_L	38	B8
=(+)	0D	8D	SPACE	39	B9
BACKSPACE	0E	8E	ALT_R	E038	E0B8
TAB	0F	8F	CTRL_R	E01D	E09D
Q	10	90	NUM	45	C5
W	11	91	(7)	47	C7



深圳市晶峰达电子科技有限公司

东莞市琪芯电子有限公司

电话: 13798528768, 0755-29206918, FAX: 81703081
 邮箱: info@jfd-ic.com, QQ: 402431824 阿里旺旺: szjfdz
 网址: www.jfd-ic.com MSN: aleafuyzf@hotmail.com

键盘 IC

E	12	92	(4)	4B	CB
Key	Make code	Break code	Key	Make code	Break code
R	13	93	(1)	4F	CF
T	14	94	(8)	48	C8
Y	15	95	(5)	4C	CC
U	16	96	(2)	50	D0
I	17	97	(0)	52	D2
O	18	98	(*)	37	B7
P	19	99	(9)	49	C9
[()	1A	9A	(6)	4D	CD
] ()	1B	9B	(3)	51	D1
\ () (IO1key)	2B	AB	(DEL)	53	D3

Keyboard only					
CAPS	3A	BA	(-)	4A	CA
A	1E	9E	(+)	4E	CE
S	1F	9F	(ENTER)	E01C	E09C
D	20	A0	ESC	01	81
F	21	A1	F1	3B	BB
G	22	A2	F2	3C	BC
H	23	A3	F3	3D	BD
J	24	A4	F4	3E	BE
K	25	A5	F5	3F	BF
L	26	A6	F6	40	C0
; (:)	27	A7	F7	41	C1
' (")	28	A8	F8	42	C2
K42(102 key keyboard only)	2B	AB	F9	43	C3
ENTER	1C	9C	F10	44	C4
SHIFT_L	2A	AA	F11	57	D7
K45(102 key keyboard only)	56	D6	F12	58	D8
Z	2C	AC	SCROLL	46	C6



深圳市晶峰达电子科技有限公司

东莞市琪芯电子有限公司

电话: 13798528768, 0755-29206918, FAX: 81703081
 邮箱: info@jfd-ic.com, QQ: 402431824 阿里旺旺: szjfdz
 网址: www.jfd-ic.com MSN: aleafuyzf@hotmail.com

键盘 IC

KEY	Base Case, or shift+Nun Lock Make/Break	Shift Case* Make/Break	Nun Lock Make/Break
INS	E0 52/E0 D2	E0 AA E0 52/ E0 D2 E0 2A	E0 2A E0 52/ E0 D2 E0 AA
DEL	E0 53/E0 D3	E0 AA E0 53/ E0 D3 E0 2A	E0 2A E0 53/ E0 D3 E0 AA
LEFT	E0 4B/E0 CB	E0 AA E0 4B/ E0 CB E0 2A	E0 2A E0 4B/ E0 CB E0 AA
HOME	E0 47/E0 C7	E0 AA E0 47/ E0 C7 E0 2A	E0 2A E0 47/ E0 C7 E0 AA
END	E0 4F/E0 CF	E0 AA E0 4F/ E0 CF E0 2A	E0 2A E0 4F/ E0 CF E0 AA
UP	E0 48/E0 C8	E0 AA E0 48/ E0 C8 E0 2A	E0 2A E0 48/ E0 C8 E0 AA
DOWN	E0 50/E0 D0	E0 AA E0 50/ E0 D0 E0 2A	E0 2A E0 50/ E0 D0 E0 AA
PAGE UP	E0 49/E0 C9	E0 AA E0 49/ E0 C9 E0 2A	E0 2A E0 49/ E0 C9 E0 AA
PAGE DOWN	E0 51/E0 D1	E0 AA E0 51/ E0 D1 E0 2A	E0 2A E0 51/ E0 D1 E0 AA
RIGHT	E0 4D/E0 CD	E0 AA E0 4D/ E0 CD E0 2A	E0 2A E0 4D/ E0 CD E0 AA

Key (/)	Scan Code Make/Break E0 35/E0 B5	Shift Case Make/Break* E0 AA E0 35/E0 B5 E0 2A
---------	-------------------------------------	---

Key PRINT	Scan Code Make/Break E0 2A E0 37 /E0 B7 E0 AA	Ctrl Case, Shift Case Make/Break E0 37/E0 B7	A It Case Make/Break 54/D4
--------------	--	--	----------------------------------

Key Pause (not Typematic)	Make Code EI ID 45 EI 9D C5	Ctrl Key Pressed E0 46 E0 C6
------------------------------	--------------------------------	---------------------------------

Note *:If the left Shift key is held down, the AA/2A Shift make and break is sent with the other scan codes. If the right Shift key is help down, B6/36 is sent. If both Shift keys are down, both sets of codes are sent with the other scan code.



深圳市晶峰达电子科技有限公司

东莞市琪芯电子有限公司

电话:13798528768, 0755-29206918, FAX:81703081
 邮箱:info@jfd-ic.com, QQ:402431824 阿里旺旺:szjfdz
 网址:www.jfd-ic.com MSN:aleafuyzf@hotmail.com

键盘 IC

Scan code set 2

Key	Make code	Break code	Key	Make code	Break code
`(~)	OE	F00E	X	22	F022
1	16	F016	C	21	F021
2	1E	F01E	V	2A	F02A
3	26	F026	B	32	F032
4	25	F025	N	31	F031
5	2E	F02E	M	3A	F03A
6	36	F036	,(<)	41	F041
7	3D	F03D	.(>)	49	F049
8	3E	F03E	/(?)	4A	F04A
9	46	F046	SHIFT_R	59	F059
0	45	F045	CTRL_L	14	F014
-(-)	4EFO	4E	ALT_L	11	F011
=(+)	55FO	55	SPACE	29	F029
BACKSPACE	66	F066	ALT_R	E011	E0F011
TAB	OD	F00D	CTRL_R	E014	E0F014
Q	15	F015	NUM	77	F077
W	1D	F01D	(7)	6C	F06C
E	24	F024	(4)	6B	F06B
R	2D	F02D	(1)	69	F069
T	2C	F02C	(8)	75	F075
Y	35	F035	(5)	73	F073
U	3C	F03C	(2)	72	F072
I	43	F043	(0)	70	F070
O	44	F044	(*)	7C	F07C
P	4D	F04D	(9)	7D	F07D
[({)	54	F054	(6)	74	F074
]})	5B	F05B	(3)	7A	F07A
\()(IO1key Keyboard only)	5D	F05D	(DEL)	71	F071
CAPS	58	F058	(-)	7B	F07B
A	1C	F01C	(+)	79	F079
S	1B	F01B	(ENTER)	E05A	E0F05A
D	23	F023	ESC	76	F076



深圳市晶峰达电子科技有限公司

东莞市琪芯电子有限公司

电话: 13798528768, 0755-29206918, FAX: 81703081
 邮箱: info@jfd-ic.com, QQ: 402431824 阿里旺旺: szjfdz
 网址: www.jfd-ic.com MSN: aleafuyzf@hotmail.com

键盘 IC

F	2B	F02B	F1	05	F005
G	34	F034	F2	06	F006
H	33	F033	F3	04	F004
J	3B	F03B	F4	0C	F00C
K	42	F042	F5	03	F003
L	4B	F04B	F6	0B	F00B
;(:	4C	F04C	F7	83	F083
'(")	52	F052	F8	0A	F00A
K42 (102 key keyboard only)	5D	F05D	F9	01	F001
ENTER	5A	F05A	F10	09	F009
SHIFFT_L	12	F012	F11	78	F078
K45 (102 key keyboard only)	61	F061	F12	07	F007
Z	1A	F01A	SCROLL	7E	F07E

Key	Base Case, or shift+Nun Lock Make/Break	Shift case* Make/break	Num Lock Make/Break
INS	E0 70/E0 F0 70	E0 F0 12 E0 70/ E0 F0 70 E0 12	E0 12 E0 70/ E0 F0 70 E0 F0 12
DEL	E0 71/E0 F0 71	E0 F0 12 E0 71/ E0 F0 71 E0 12	E0 12 E0 71/ E0 F0 71 E0 F0 12
LEFT	E0 6B/E0 F0 6B	E0 F0 12 E0 6B/ E0 F0 6B E0 12	E0 12 E0 6B/ E0 F0 6B E0 F0 12
HOME	E0 6C/E0 F0 6C	E0 F0 12 E0 6C/ E0 F0 6C E0 12	E0 12 E0 6C/ E0 F0 6C E0 F0 12
END	E0 69/ E0 F0 69	E0 F0 12 E0 69/ E0 F0 69 E0 12	E0 12 E0 69/ E0 F0 69 E0 F0 12
UP	E0 75/ E0 F0 75	E0 F0 12 E0 75/ E0 F0 75 E0 12	E0 12 E0 75/ E0 F0 75 E0 F0 12
DOWN	E0 72/ E0 F0 72	E0 F0 12 E0 72/ E0 F0 72 E0 12	E0 12 E0 72/ E0 F0 72 E0 F0 12
PAGE UP	E0 7D/ E0 F0 7D	E0 F0 12 E0 7D/ E0 F0 7D E0 12	E0 12 E0 7D/ E0 F0 7D E0 F0 12
PAGE DOWN	E0 7A/ E0 F0 7A	E0 F0 12 E0 7A/ E0 F0 7A E0 12	E0 12 E0 7A/ E0 F0 7A E0 F0 12
RIGHT	E0 74/ E0 F0 74	E0 F0 12 E0 74/ E0 F0 74 E0 12	E0 12 E0 74/ E0 F0 74 E0 F0 12



深圳市晶峰达电子科技有限公司

东莞市琪芯电子有限公司

电话: 13798528768, 0755-29206918, FAX: 81703081
 邮箱: info@jfd-ic.com, QQ: 402431824 阿里旺旺: szjfdz
 网址: www.jfd-ic.com MSN: aleafuyzf@hotmail.com

键盘 IC

Key	Scan Code Make/Break	Shift Case Make/Break
(/)	EO 4A/EO FO 4A	EO FO 12 EO 4A/EO FO 4A EO 12

Key	Scan Code Make/Break	Ctrl Case, Shift Case Make/Break	Alt Case Make/Break
PRINT	EO 12 EO 7C /EO FO 7C EO FO 12	EO 7C/EO FO 7C	84/FO 84

Key	Make Code	Ctrl Key Pressed
PUSE (Not typematic)	E1 14 77 E1 FO 14 FO 77	EO 7E EO FO 7E

Note *: If the left Shift key is held down, the AA/2A Shift make and break is sent with the other scan codes. If the right Shift key is held down, B6/36 is sent. If both Shift keys are down, both sets of codes are sent with the other scan code.

Scan code set 3:

Key	Make code	Break code	Default key state
~()	0E	F00E	Typematic
1	16	F016	Typematic
2	1E	F01E	Typematic
3	26	F026	Typematic
4	25	F025	Typematic
5	2E	F02E	Typematic
6	36	F036	Typematic
7	3D	F03D	Typematic
8	3E	F03E	Typematic
9	46	F046	Typematic
0	45	F045	Typematic
-()	4E	F04E	Typematic
=(+)	55	F055	Typematic
BACKSPACE	66	F066	Typematic
TAB	0D	F00D	Typematic
Q	15	F015	Typematic
W	1D	F01D	Typematic
E	24	F024	Typematic
R	2D	F02D	Typematic
T	2C	F02C	Typematic
Y	35	F035	Typematic
U	3C	F03C	Typematic
I	43	F043	Typematic
O	44	F044	Typematic



深圳市晶峰达电子科技有限公司

东莞市琪芯电子有限公司

电话: 13798528768, 0755-29206918, FAX: 81703081
 邮箱: info@jfd-ic.com, QQ: 402431824 阿里旺旺: szjfdz
 网址: www.jfd-ic.com MSN: aleafuyzf@hotmail.com

键盘 IC

P	4D	F04D	Typematic
Key	Make code	Break code	Default key state
[({)	54	F054	Typematic
]})	5B	F05B	Typematic
\()(101key Keyboard only)	5D	F05D	Typematic
CAPS	14	F014	Make/Break
A	1C	F01C	Typematic
S	1B	F01B	Typematic
D	23	F023	Typematic
F	2B	F02B	Typematic
G	34	F034	Typematic
H	33	F033	Typematic
J	3B	F03B	Typematic
K	42	F042	Typematic

L	4B	F04B	Typematic
:(:)	4C	F04C	Typematic
(")	52	F052	Typematic
K42(102 key keyboard only)	53	F053	Typematic
ENTER	5A	F05A	Typematic
SHIFT_L	12	F012	Make/Break
K45((102 key keyboard only)	13	F013	Typematic
Z	1A	F01A	Typematic
X	22	F022	Typematic
C	21	F021	Typematic
V	2A	F02A	Typematic
B	32	F032	Typematic
N	31	F031	Typematic
M	3A	F03A	Typematic
,(<)	41	F041	Typematic
.(>)	49	F049	Typematic
/ (?)	4A	F04A	Typematic
SHIFT_R	59	F059	Make/Break
CTRL_L	11	F011	Make/Break
ALT_L	19	F019	Make/Break
SPACE	29	F029	Typematic
ALT_R	39	F039	Make only



深圳市晶峰达电子科技有限公司

东莞市琪芯电子有限公司

电话:13798528768, 0755-29206918, FAX:81703081
 邮箱:info@jfd-ic.com, QQ:402431824 阿里旺旺:szjfdz
 网址:www.jfd-ic.com MSN:aleafuyzf@hotmail.com

键盘 IC

接下表

接上表

CTRL_R	58	F058	Make only
INS	67	F067	Make only
DEL	64	F064	Typematic
LEFT	61	F061	Typematic
HOME	6E	F06E	Make only
END	65	F065	Make only
UP	63	F063	Typematic
DOWN	60	F060	Typematic
PAGEUP	6F	F06F	Make only
PAGEDOWN	6D	F06D	Make only
RIGHT	6A	F06A	Typematic
NUM	76	F076	Make only
(7)	6C	F06C	Make only
(4)	6B	F06B	Make only
(1)	69	F069	Make only
(/)	77	F077	Make only
(8)	75	F075	Make only
(5)	73	F073	Make only
(2)	72	F072	Make only
(0)	70	F070	Make only
(*)	7E	F07E	Make only
(9)	7D	F07D	Make only
(6)	74	F074	Make only
(3)	7A	F07A	Make only
(DEL)	71	F071	Make only
(-)	84	F084	Make only
(+)	7C	F07C	Typematic
(ENTER)	79	F079	Make only
ESC	08	F008	Make only
F1	07	F007	Make only
F2	0F	F00F	Make only
F3	17	F017	Make only
F4	1F	F01F	Make only
F5	27	F027	Make only
F6	2F	F02F	Make only
F7	37	F037	Make only
F8	3F	F03F	Make only



深圳市晶峰达电子科技有限公司

东莞市琪芯电子有限公司

电话: 13798528768, 0755-29206918, FAX: 81703081
 邮箱: info@jfd-ic.com, QQ: 402431824 阿里旺旺: szjfdz
 网址: www.jfd-ic.com MSN: aleafuyzf@hotmail.com

键盘 IC

F9	47	F047	Make only
----	----	------	-----------

接上表

接下表

F10	4F	F04F	Make only
F11	56	F056	Make only
F12	5E	F05E	Make only
PRINT	57	F057	Make only
SCROLL	5F	F05F	Make only
RAUSE	62	F062	Make only

New key codes for scan set 1:

NEW KEY	Make	Break
LWIN	E05B	E0DB
RWIN	E05C	E0DC
APP	E05D	E0DD
N-CHG(131)	7B	FB
CHG(132)	79	F9
ROMA(133)	70	F0
K14	7D	FD
K56	73	F3
K107	7E	FE
KL	F1	X
KR	F0	X
POWER	E05E	E0DE
SLEEP	E05F	E0DF
WAKE UP	E063	E0E3

NEW KEY CODE FOR SCAN SET 2:

NEW KEY	MAKE	BREAK
LWIN	E0 1F	E0 F0 1F
RWIN	E0 27	E0 F0 27
APP	E0 2F	E0 F0 2F
N-CHG(131)	67	F0 67
CHG(132)	64	F0 64
ROMA(133)	13	F0 13
K14	6A	F0 6A
K56	51	F0 51
K107	6D	F0 6D
KL	F1	X
KR	F2	X



深圳市晶峰达电子科技有限公司

东莞市琪芯电子有限公司

电话: 13798528768, 0755-29206918, FAX: 81703081
 邮箱: info@jfd-ic.com, QQ: 402431824 阿里旺旺: szjfdz
 网址: www.jfd-ic.com MSN: aleafuyzf@hotmail.com

键盘 IC

POWER	E0	37	E0	F0	37
SLEEP	E0	3F	E0	F0	3F
WAKE UP	E0	5E	E0	F0	5E

NEW KEY FOR SCAN SET 3:

NEW KEY	MAKE	BREAK		
LWIN	8B	F0	8B	MAKE/BREAK
RWIN	8C	F0	8C	MAKE/BREAK
APP	8D	F0	8D	MAKE/BREAK
N-CHG(131)	85	F0	85	MAKE
CHG(132)	86	F0	86	MAKE
ROMA(133)	87	F0	87	MAKE
K14	5D	F0	5D	TYPEMATIC
K56	51	F0	51	TYPEMATIC
K107	7B	F0	7B	TYPEMATIC
KL	F1		X	
KR	F2		X	
POWER	X		X	
SLEEP	X		X	
WAKE UP	X		X	

WINDOWS 2000 MULTI-MEDIA KEY CODE

		SET1		SET2	
		Make	BREAK	MAKE	BREAK
K130	www Back	E06A	E0EA	E038	E0F038
K131	www Forward	E069	E0E9	E030	E0F030
K132	www Stop	E068	E0E8	E028	E0F028
K133	www Refresh	E067	E0E7	E020	E0F020
K134	www Search	E065	E0E5	E010	E0F010
K135	www Favorites	E066	E0E6	E018	E0F018
K136	www Web/Home	E032	E0B2	E03A	E0F03A
K137	Mail	E06C	E0EC	E048	E0F048
K138	Mute	E020	E0A0	E023	E0F023
K139	Volume-	E02E	E0AE	E021	E0F021
K140	Volume+	E030	E0B0	E032	E0F032
K141	Play/Pause	E022	E0A2	E034	E0F034
K142	Stop	E024	E0A4	E03B	E0F03B
K143	Pre/Track	E010	E090	E015	E0F015
K144	Next/track	E019	E099	E04D	E0F04D
K145	Media Select	E06D	E0ED	E050	E0F050
K146	My computer	E06B	E0EB	E040	E0F040



深圳市晶峰达电子科技有限公司

东莞市琪芯电子有限公司

电话: 13798528768, 0755-29206918, FAX: 81703081
 邮箱: info@jfd-ic.com, QQ: 402431824 阿里旺旺: szjfdz
 网址: www.jfd-ic.com MSN: aleafuyzf@hotmail.com

键盘 IC

K147	Calculator	E021	E0A1	E02B	E0F02B
------	------------	------	------	------	--------

TURBO FUNCTION

Fn+	F1	2.1hz	F6	30hz
	F2	4.2hz	F7	46hz
	F3	7.2hz	F11	Key lock
	F4	16.3hz		
	F5	21hz		

INTERNAL-MULTIKEY FUNCTION:

	Multi-Meida Function		Internal Function		O.S Function	
Fn+ (M/Mode)	Pad_2	Volume-	Pad_Enter	Web/home	Pad_0	My computer
	Pad_3	Play/pause	Pad_+	Mail	Pad_1	Calculator
	Pad_4	Pre track	Pad_+	Favorites		
	Pad_5	Media	Pad_	Search		
	Pad_6	Next Track	Right arrow	Forward	E	Eurkey
	Pad_7	Mute	Left arrow	Back		
	Pad_8	Volume+	Down arrow	Stop		
	Pad_9	Stop	Up arrow	Refresh		

ABSOLUTE MAXIMUM RATINGS

Parameter	sym	Ratings
Supply voltage	V _{DD}	-0.5~+6v
Input voltage	V _{IN}	-0.3~+6v
Output voltage	V _{OUT}	-0.3~+6v
Operating temperature	T _{OP}	0°C~70°C
Storage temperature	T _S	-50°C~150°C

DC ELECTRICAL CHARACTERISTICS(VDD=5V, Temperature=27°C)

Parameter	Sym.	Min.	Typ.	Max.	Unit	Condition
Operating voltage	V _{DD}	4.5	5	5.5	V	
Operating supply current	I _{DD}	-	-	4	mA	Fosc=1.8MHz
Input leakage	I _{INH}	-	-	±2	uA	V _{IN} =V _{CC}
Input high voltage	V _{IH}	2.0	-	-	V	
Input low voltage	V _{IL}	-	-	0.8	V	
Output low voltage	V _{OL1}	-	-	0.4	V	I _{O11} =3mA
Output low voltage for LEDS	V _{OL2}	-	-	3.2	V	I _{O12} =10mA
Output low voltage for DATA CLK	V _{OL3}	-	-	0.4	V	I _{O13} =5mA



深圳市晶峰达电子科技有限公司
东莞市琪芯电子有限公司

电话: 13798528768, 0755-29206918, FAX: 81703081
邮箱: info@jfd-ic.com, QQ: 402431824 阿里旺旺: szjfdz
网址: www.jfd-ic.com MSN: aleafuyzf@hotmail.com

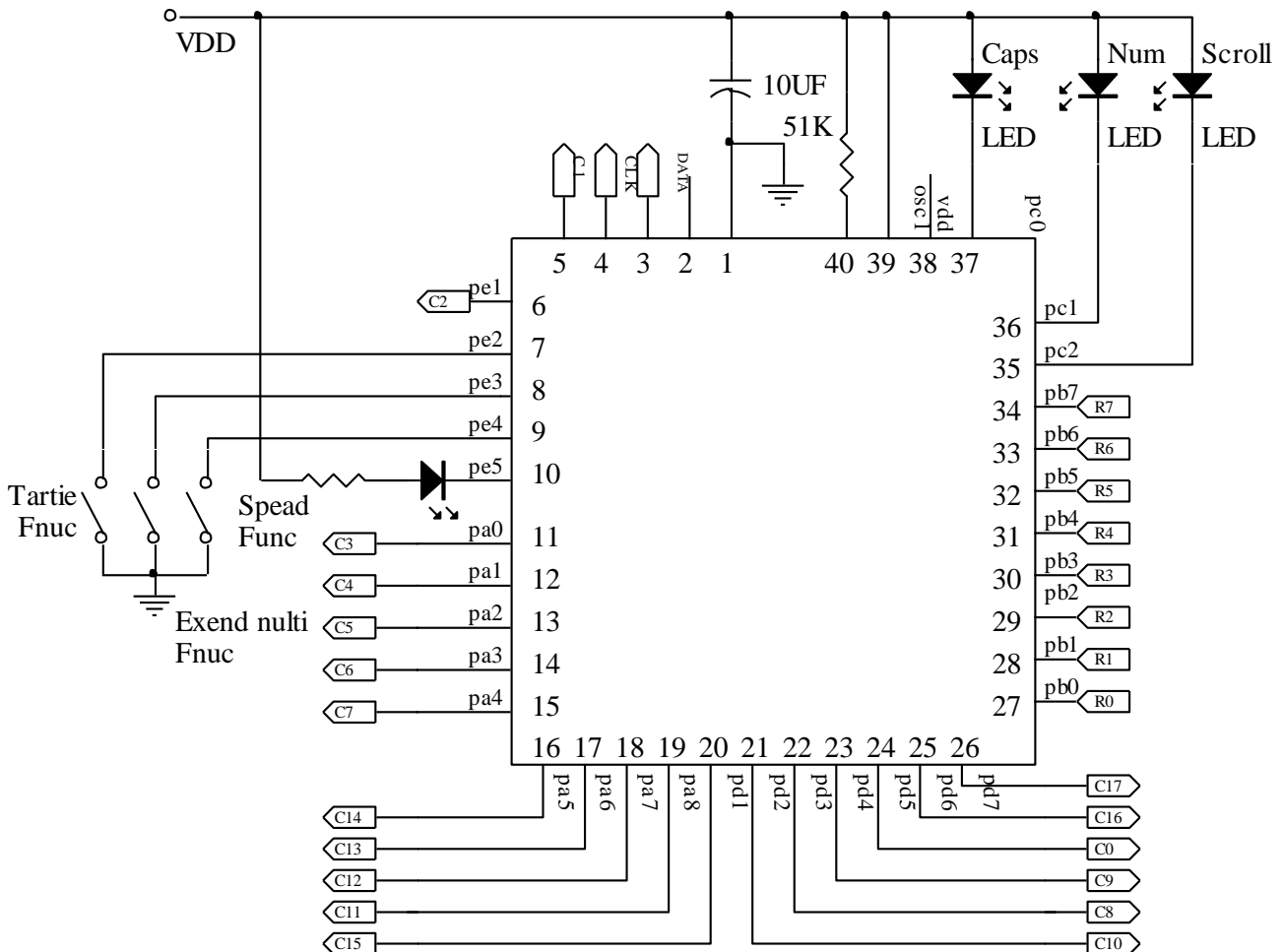
键盘 IC

Internal Pull-high Resistance (PB0-PB7, PE2-PE4)	R _{PH1}	7.5	-	20	KΩ	
Internal Pull-high resistance for DATA,CLK	R _{PH2}	2.5	5	7.5	KΩ	

AC ELECTRICAL CHARACTERISTICS

Parameter	Sym.	Min.	Typ.	Max.	Unit
Time from DATA transition to the falling edge of CLK	T1	5	-	25	uS
Time from the rising edge of CLK to DATA transition	T2	5	-	T4-5	uS
Duration of CLK inactive	T3	30	-40	50	uS
Duration of CLK active	T4	30	-40	50	uS
Time from the falling edge of clock 11 to auxiliary device inhibit to ensure the auxiliary device does not start another transmission	T5	-	-	50	uS
Time from inactive to active CLK transition used when auxiliary device samples DATA	T6	5	-	25	uS
System clock	Fosc	-	1.8	-	MHz

APPLICATION CIRCUIT





深圳市晶峰达电子科技有限公司

东莞市琪芯电子有限公司

电话: 13798528768, 0755-29206918, FAX: 81703081
 邮箱: info@jfd-ic.com, QQ: 402431824 阿里旺旺: szjfdz
 网址: www.jfd-ic.com MSN: aleafuyzf@hotmail.com

键盘 IC

	R0	R1	R2	R3	R4	R5	R6	R7
C0	Pause	Power	ε	Sleep	Ctrl-R	Wake up	Ctrl-R	R5
	126				064		058	116
C1	Q	Tab	A	Esc	Z	N-CHG	^(~)	1(!)
	017	016	031	110	046	131	001	002
C2	W	Cap	S	K45	X	CHG	F1	2(@)
	018	030	032	045	047	132	112	003
C3	E	F3	D	F4	C	ROMA	F2	3(#)
	019	114	033	115	048	133	113	004
C4	R	T	F	G	V	B	5(%)	4(\$)
	020	021	034	035	049	050	006	005
C5	U	Y	J	H	M	N	6(^)	7(&)
	023	022	037	036	052	051	007	008
C6	I]({)	K	F6	,(<)	K56	+(@=)	9(())
	024	028	038	117	053	056	013	010
C7	O	F7	L		.(>)	APP	F8	8(*)
	025	118	039		054	APP	119	009
C8	P	[({)	;(:	'(")	K42	/(?)	_(-)	0())
	026	027	040	041	042	055	012	011
C9	SCROLL		Fn	ALT-L	M/Mode	ALT-R		Print
	125			060		062	124	
C10	K14	Back	\()	F11	Enter	F12	F9	F10
	014	015	029	122	043	123	120	121
C11	7	4	I	Space	Num	↓	Del	Power
	(K)091	(K)092	(K)093	061	090	084	076	
C12	8	5	2	0	/	→	Ins	Sleep
	(K)096	(K)097	(K)098	(K)099	(K)095	089	075	
C13	9	6	3	¥	*	-	Page up	Page down
	(K)101	(K)102	(K)103	(K)104	(K)100	105	085	086
C14	+	(K)107	Enter	↑	Play/pause	←	Home	END
	(K)106		(K)108	083		079	080	081
C15	Wake up	Shift-l	Shift-R	Volumn-	Volumn+	NextTrack	PrevTrack	Media
		044	057					
C16	Mail	Win-l	www forward	www stop	www Back	www refresh	Mute	www search
C17	K150	www Favorite	Win-R	MyComputer	stop	Calcuator	Web/home	K151
	(KC-L)							(KC-R)

NOTE: ALL DATA AND SPECIFICATIONS ARE SUBJECT TO CHANGE WITHOUT NOTICE.



深圳市晶峰达电子科技有限公司

东莞市琪芯电子有限公司

电话:13798528768, 0755-29206918, FAX:81703081
邮箱:info@jfd-ic.com, QQ:402431824 阿里旺旺:szjfdz
网址:www.jfd-ic.com MSN:aleafuyzf@hotmail.com

键盘 IC

概述:

DL7942 是标准 PS/2 键盘控制芯片。它可以完成扫描键盘，发送键码，与电脑通信并控制指示灯等到全部功能，是使键盘达到高性能，低成本，最少外围元器件的最佳选择方案。

特点:

支持 Scan code set 1, 2, 3。

支持 PC AT and PS/2 键盘。

支持 104/107 键，并支持多媒体及其它特殊功能键。

支持 WINDOWS95/98, 2000 及 NT 等操作系统。

管脚概述:

管脚号	管脚名	I/O	功能描述
1	GND	POWER	电源“-”极
2	OSCO	O	振荡输出
3	DATA	I/O	串口通信数据线
4	CLK	I/O	串口通信时钟线
24, 5, 6, 11~15, 22, 23, 21, 19, 18, 17, 16, 20, 25, 26	C0~C17	O	键盘扫描输出脚
27~34	R0~R7	I	键盘扫描输入脚
7, 8, 9, 10	NC		不用
35,	SCRL	O	Scroll Lock 指示灯控制脚
36	NUM	O	Num Lock 指示灯控制脚
37	CAPS	O	Caps Lock 指示灯控制脚
38	NC	TEST	--
39	VDD	POWER	电源“+”极
40	OSCI	I	振荡输入脚（连外部振荡电阻）

极限工作标称值

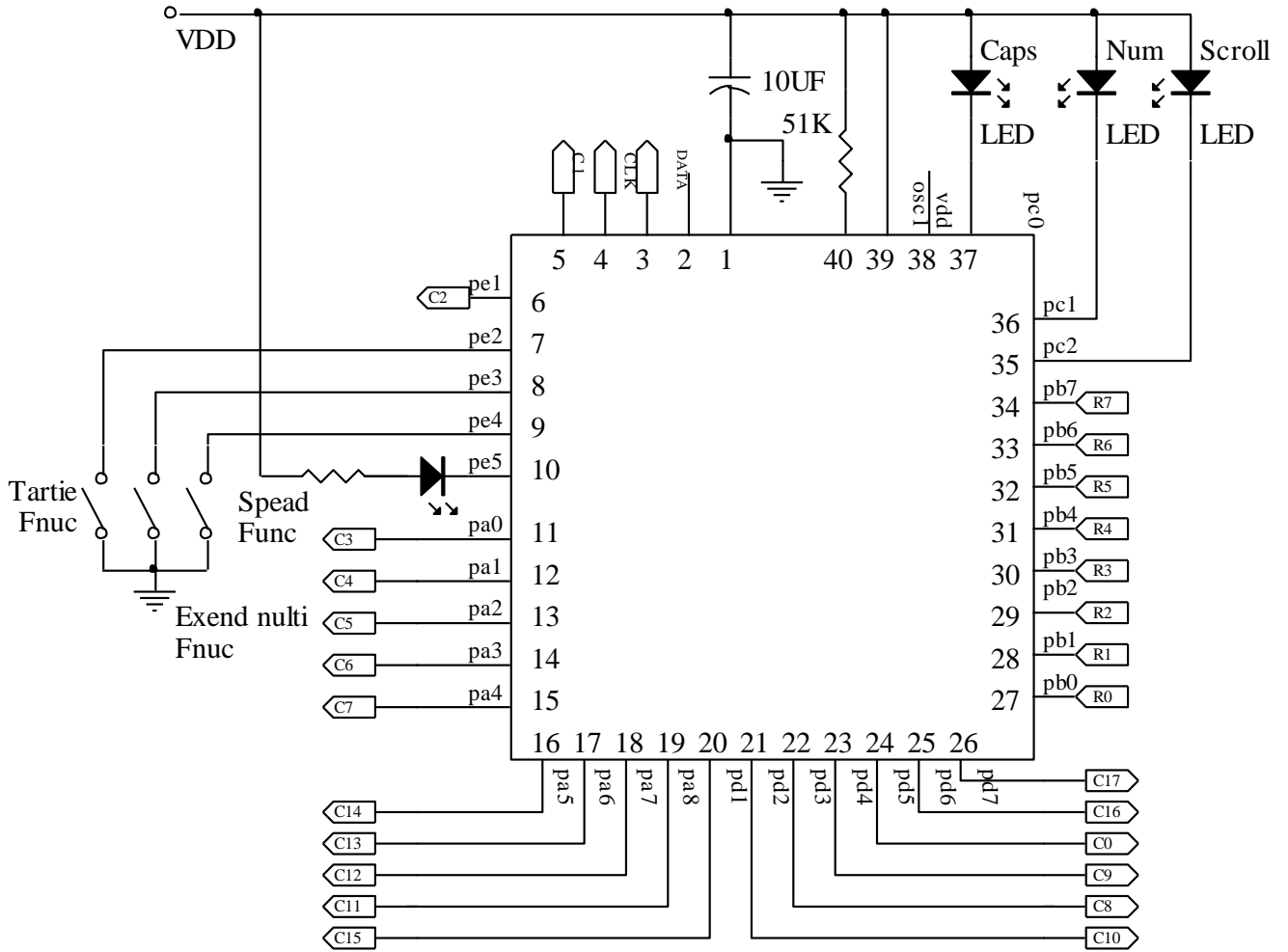
工作温度————— 0~70 摄氏度

存储温度————— -50~150

电源电压————— 4.5V~5.5V

输入电压————— -0.3V~+6V

应用线路图





深圳市晶峰达电子科技有限公司

东莞市琪芯电子有限公司

电话: 13798528768, 0755-29206918, FAX: 81703081
 邮箱: info@jfd-ic.com, QQ: 402431824 阿里旺旺: szjfdz
 网址: www.jfd-ic.com MSN: aleafuyzf@hotmail.com

键盘 IC

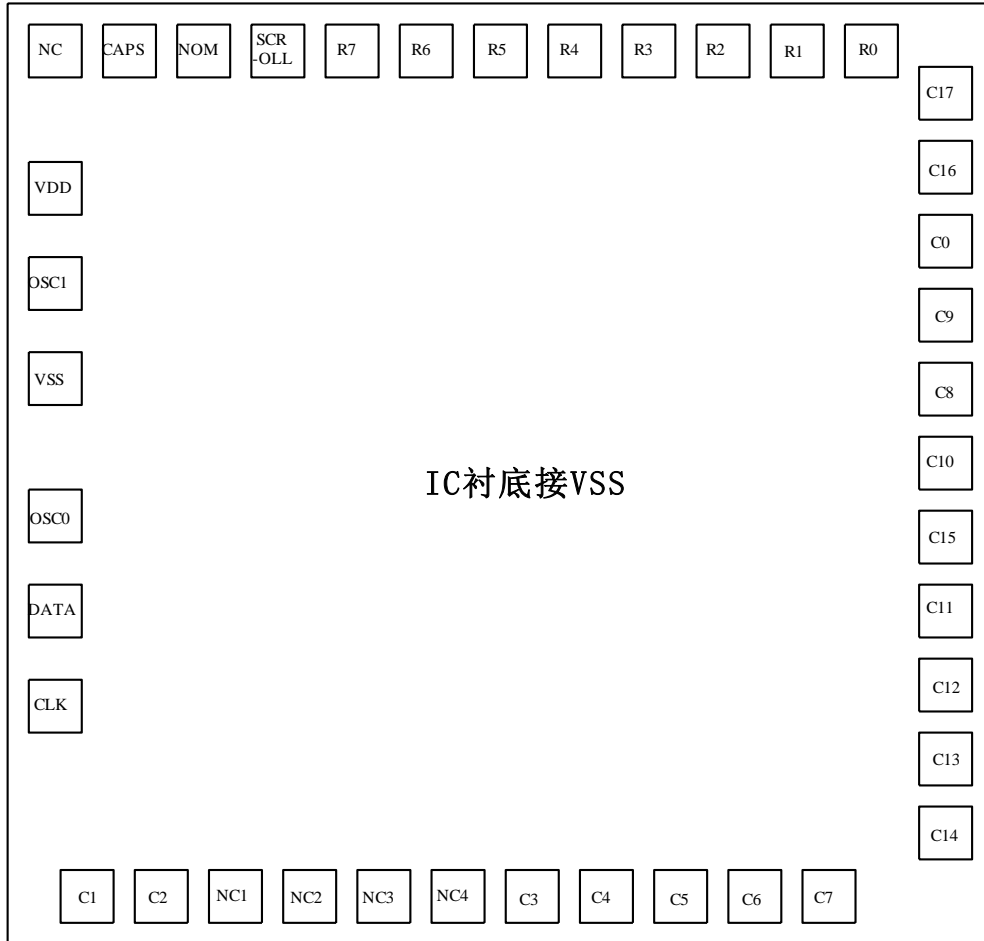
键盘矩阵图

	R0	R1	R2	R3	R4	R5	R6	R7
C0	Pause	Power	ε	Sleep	Ctrl-R	Wake up	Ctrl-R	R5
	126				064		058	116
C1	Q	Tab	A	Esc	Z	N-CHG	'(~)	1(!)
	017	016	031	110	046	131	001	002
C2	W	Cap	S	K45	X	CHG	F1	2(@)
	018	030	032	045	047	132	112	003
C3	E	F3	D	F4	C	ROMA	F2	3(#)
	019	114	033	115	048	133	113	004
C4	R	T	F	G	V	B	5(%)	4(\$)
	020	021	034	035	049	050	006	005
C5	U	Y	J	H	M	N	6(^)	7(&)
	023	022	037	036	052	051	007	008
C6	I]({)	K	F6	.(<)	K56	+ (=)	9(())
	024	028	038	117	053	056	013	010
C7	O	F7	L		.(>)	APP	F8	8(*)
	025	118	039		054	APP	119	009
C8	P	[(\)]	;(,)	'(")	K42	/ (?)	_ (-)	0(())
	026	027	040	041	042	055	012	011
C9	SCROLL		Fn	ALT-L	M/Mode	Alt-r		Print
	125			060		062	124	
C10	K14	Back	\()	F11	Enter	F12	F9	F10
	014	015	029	122	043	123	120	121
C11	7	4	I	Space	Num	↓	Del	Power
	(K)091	(k)092	(k)093	061	090	084	076	
C12	8	5	2	0	/	→	Ins	Sleep
	(K)096	(k)097	(k)098	(k)099	(k)095	089	075	
C13	9	6	3	¥	*	-	Page up	Page down
	(K)101	(k)102	(k)103	(k)104	(k)100	105	085	086
C14	+	(k)107	Enter	↑	Play/pause	←	Home	End
	(K)106		(k)108	083		079	080	081
C15	Wake up	Shift-L	Shift-R	Volumn-	Volumn+	NextTrack	PrevTrack	Media
		044	057					
C16	Mail	Win-L	www forward	www stop	www Back	www refresh	Mute	www search
	K150	www Favorite	Win-R	MyComputer	stop	Calcuator	Web/home	K151 (KC-R)
(KC-L)								

NOTE: ALL DATA AND SPECIFICATIONS ARE SUBJECT TO CHANGE WITHOUT NOTICE.



PAD Configuration



IC 尺寸: 1.57mm×1.71mm