


Subminiature Circuit Protector

Axial Lead Overcurrent Protection

DO-35



Catalog Symbol: DO-35
Voltage Rating: 32V ac/dc
Interrupting Rating: 50 Amp AC, Power Factor = 1.0
 50 Amp DC, Battery Source

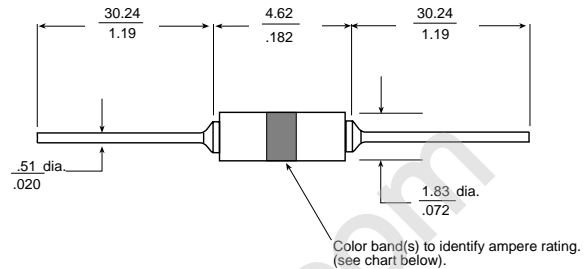
Physical Size:
 EIA/JEDEC Publication 95; Outline DO-35; Axial Leads
Agency Approvals:
 U.L. Recognized, Std. 248-14, File E19180, Guide JDYX2
 CSA Component Acceptance, File 53787, Class 1422-30

- General Information:**
- Economical overcurrent protection.
 - Compatible with wave soldering.
 - Unaffected by rigorous board washing operations.
 - Excellent environmental integrity.
 - One time positive disconnect.

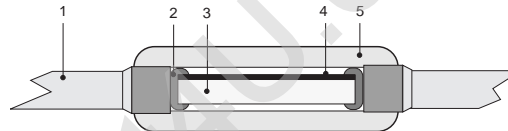
Interruption Time:
 10 Sec. max. @ 250% rated current
 1 mSec. typ. @ 500% rated current

Environmental Specifications:
 Operating Temperature Range:
 -55°C to + 125°C, with proper derating.
 Thermal Shock:
 MIL-STD-202, Method 107, Test Condition B (-65°C to 125°C).
 Vibration:
 MIL-STD-202, Method 204, Test Condition C
 (55 to 2000 Hz, 10G).
Solderability:
 Withstands 60 seconds above 200°C, 260°C maximum.
Moisture Resistance:
 MIL-STD-202, Method 106, 10 day cycle.

Dimensions: mm (±0.13)
 inches (±0.005)



Construction:



1. Lead assembly, tin-lead dipped.
2. End termination.
3. Ceramic substrate.
4. Metal film fuse element.
5. Glass tube.

Packaging and Ordering Information:

Tape and Reel: In compliance with EIA-296-E or EIA-468-A.

	DO-35	(See Table)
	Product Symbol	Rated Current

Package Code
Blank = 10 pieces, bulk packed
BK = 500 pieces, bulk packed
TR = 2,500 pieces, tape/reel, 52.4mm tape to tape spacing per EIA-296-E
TR1 = 5,000 pieces, tape/reel, 52.4mm tape to tape spacing per EIA-296-E
TR2 = 2,500 pieces tape/reel, radial configuration, 5.08mm lead to lead spacing per EIA-468-A.
 Contact Bussmann if other package quantities are required.

Electrical Characteristics

Part Number (xx = Package Code)	Current Rating (Amperes)	Color Code Color # of Bands	Typ. Resistance @ ≤ 10% Rated Current (Ohms)	Typical Voltage Drop @ Rated Current (Volts)
xx/DO-35-250mA	.25	Green 1	4.5	1.4
xx/DO-35-375mA	.375	Green 2	3.0	1.35
xx/DO-35-400mA	.400	NA 0	3.0	1.2
xx/DO-35-500mA	.5	Blue 1	1.4	0.84
xx/DO-35-750mA	.75	Orange 2	0.55	0.50
xx/DO-35-1A	1	Brown 1	0.32	0.39
xx/DO-35-1.5A	1.5	Brown 2	0.15	0.27
xx/DO-35-2A	2	Black 1	0.10	0.26
xx/DO-35-2.5A	2.5	Black 2	0.072	0.23
xx/DO-35-3A	3	Yellow 1	0.05	0.20
xx/DO-35-3.5A	3.5	Yellow 2	0.04	0.19

- General Notes:
 1. Device designed to carry rated current for four hours minimum. An operating current of 80% or less of rated current is recommended, with further derating required at elevated ambient temperatures.
 2. All measurements made at 23 ± 3°C ambient temperature with the device mounted on a suitable circuit board trace.