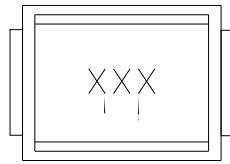


SMD INDUCTOR DR349-3 SERIES
Features

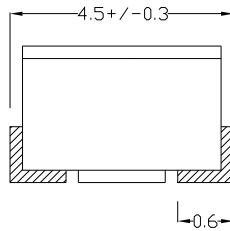
- Low Profile Surface Mount Design
- Higher Rated Current
- Inductance Range from 1 μ H to 330 μ H
- Operating Temp. -40°C to +105°C
- Tinned Leads with Leaded Solder is Available (note 4)


ELECTRICAL SPECIFICATIONS AT 25°C

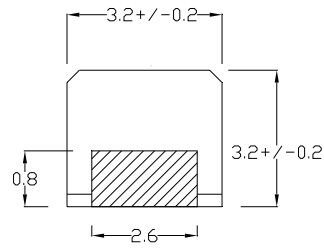
PART NO.	INDUCTANCE (μ H)		DCR (Ω) MAX.	MAX. RATED CURRENT (mA)
DR349-3-102	1.0 \pm 10%	@7.96MHz	0.11	1050
DR349-3-122	1.2 \pm 10%	@7.96MHz	0.12	1000
DR349-3-152	1.5 \pm 10%	@7.96MHz	0.15	950
DR349-3-182	1.8 \pm 10%	@7.96MHz	0.16	900
DR349-3-222	2.2 \pm 10%	@7.96MHz	0.18	850
DR349-3-272	2.7 \pm 10%	@7.96MHz	0.20	800
DR349-3-332	3.3 \pm 10%	@7.96MHz	0.22	750
DR349-3-392	3.9 \pm 10%	@7.96MHz	0.24	700
DR349-3-472	4.7 \pm 10%	@7.96MHz	0.27	650
DR349-3-562	5.6 \pm 10%	@7.96MHz	0.30	650
DR349-3-682	6.8 \pm 10%	@7.96MHz	0.35	600
DR349-3-822	8.2 \pm 10%	@7.96MHz	0.4	600
DR349-3-103	10 \pm 10%	@2.52MHz	0.5	550
DR349-3-123	12 \pm 10%	@2.52MHz	0.6	500
DR349-3-153	15 \pm 10%	@2.52MHz	0.7	450
DR349-3-183	18 \pm 10%	@2.52MHz	0.8	400
DR349-3-223	22 \pm 10%	@2.52MHz	0.9	370
DR349-3-273	27 \pm 10%	@2.52MHz	1.2	330
DR349-3-333	33 \pm 10%	@2.52MHz	1.4	300
DR349-3-393	39 \pm 10%	@2.52MHz	1.6	280
DR349-3-473	47 \pm 10%	@2.52MHz	1.9	260
DR349-3-563	56 \pm 10%	@2.52MHz	2.2	240
DR349-3-683	68 \pm 10%	@2.52MHz	2.6	220
DR349-3-823	82 \pm 10%	@2.52MHz	3.5	200
DR349-3-104	100 \pm 10%	@0.796MHz	4.0	180
DR349-3-124	120 \pm 10%	@0.796MHz	4.5	160
DR349-3-154	150 \pm 10%	@0.796MHz	6.5	140
DR349-3-184	180 \pm 10%	@0.796MHz	7.5	120
DR349-3-224	220 \pm 10%	@0.796MHz	9.0	120
DR349-3-274	270 \pm 10%	@0.796MHz	11	100
DR349-3-334	330 \pm 10%	@0.796MHz	13	90

MECHANICAL OUTLINES

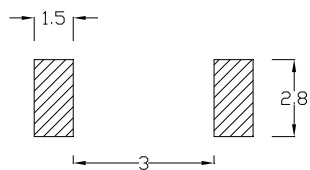
TOP VIEW



FRONT VIEW



SIDE VIEW



PCB SOLDER PAD LAYOUT (REF.)

NOTES:

1. All dimensions are shown in millimeters "mm".
2. General tolerance ± 0.1 mm unless otherwise specified.
3. Tape and reel quantity, 2000 pcs/reel
4. For non-RoHS parts replace DR prefix with 42- (e.g. DR349-3 becomes 42-349-3).
5. Terminal finish is compliant to RoHS requirements. Solder in accordance with J-STD-020D.