

1200V/40A

SiC Schottky Barrier Diode

Characteristic

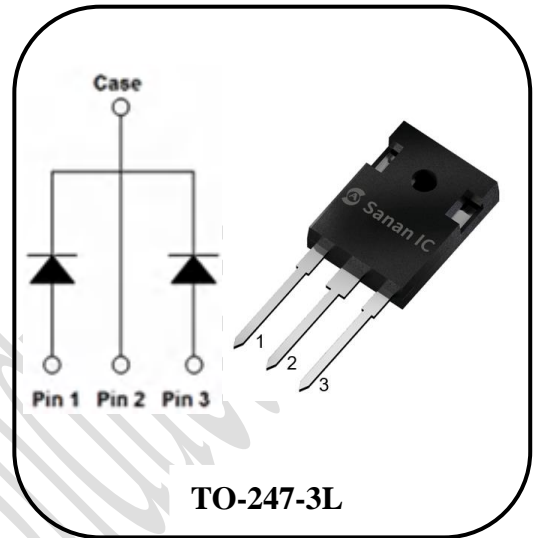
- Zero Reverse Recovery Current
- Positive temperature coefficient
- Temperature-independent performance
- High-speed switching
- Low switching loss
- Low heat dissipation requirements

Application

- Switching power supply
- Power factor correction
- Motor drive, traction
- Charging pile

Product Description

$V_{RRM}$	1200	V
$I_F(135^\circ\text{C})$	22*	A
$Q_C$	102*	nC



Device	Package	Marking
SDS120J040G2	TO-247-3L	DS120040G2

Absolute Maximum Ratings

Parameter	Symbol	Value	Unit	Test Conditions
Reverse voltage (Repetitive peak)	$V_{RRM}$	1200	V	$T_C=25^\circ\text{C}$
Reverse Voltage (Surge peak)	$V_{RSM}$	1200		$T_C=25^\circ\text{C}$
Reverse voltage (DC)	$V_{DC}$	1200		$T_C=25^\circ\text{C}$
Continuous forward current (Per Leg/Device)	$I_F$	49/98	A	$T_C=25^\circ\text{C}$
		22/45		$T_C=135^\circ\text{C}$
		20/40		$T_C=142^\circ\text{C}$
Surge non-repetitive forward current	$I_{FSM}$	180*	A	$T_C=25^\circ\text{C}, t_p=10\text{ms}, \text{half Sine Pulse}$
Repetitive Peak Forward Surge Current	$I_{FRM}$	112*	A	$T_C=25^\circ\text{C}, t_p=10\text{ms}, \text{half Sine Wave } D=0.1$
Total power dissipation	$P_{TOT}$	176*	W	$T_C=25^\circ\text{C}$
$i^2t$ value	$\int i^2 dt$	171*	$\text{A}^2\text{s}$	$T_C=25^\circ\text{C}, t_p=10\text{ms}$
Operating temperature	$T_j$	-55~175	$^\circ\text{C}$	
storage temperature	$T_{stg}$	-55~175	$^\circ\text{C}$	
Mounting Torque	M	1	Nm	M3 Screw

### Thermal Characteristics

Parameter	Symbol	Values			Unit	Test Condition
		Min.	Typ.	Max.		
Thermal resistance	$R_{th(j-c)}$	/	0.85*/0.42**	/	°C/W	

\*\* Per device \* Per leg

### Electrical Characteristics(Per Leg) $T_j=25^\circ\text{C}$

Parameter	Symbol	Values			Unit	Test Condition
		Min.	Typ.	Max.		
DC blocking voltage	$V_{DC}$	1200	/	/	V	$I_R=100\ \mu\text{A}$
Forward voltage	$V_F$	/	1.45	1.80	V	$I_F=20\text{A}, T_j=25^\circ\text{C}$
		/	2.20	2.70		$I_F=20\text{A}, T_j=175^\circ\text{C}$
Reverse current	$I_R$	/	2	50	$\mu\text{A}$	$V_R=1200\text{V}, T_j=25^\circ\text{C}$
		/	15	300		$V_R=1200\text{V}, T_j=175^\circ\text{C}$
Total capacitance	C	/	1453	/	pF	$V_R=0\text{V}, f=1\text{MHz}$
		/	95	/		$V_R=400\text{V}, f=1\text{MHz}$
		/	72	/		$V_R=800\text{V}, f=1\text{MHz}$
Total capacitive charge	$Q_C$	/	102	/	nC	$V_R=800\text{V}$
Capacitance Stored Energy	$E_C$	/	29	/	$\mu\text{J}$	$V_R=800\text{V}$

### Typical Electrical Characteristics Curves

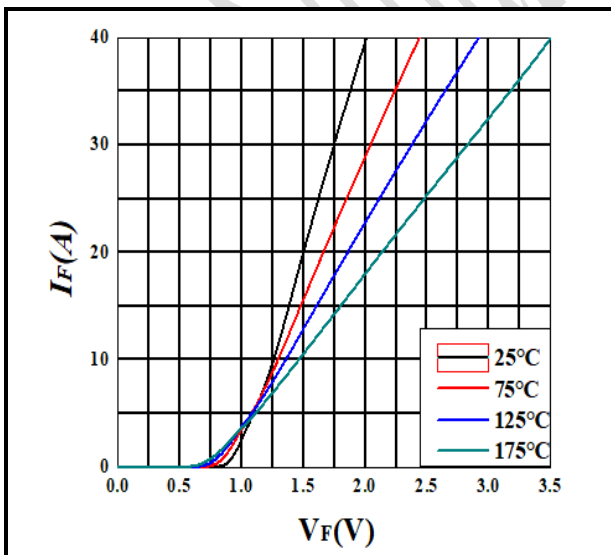


Figure 1. Forward Characteristics

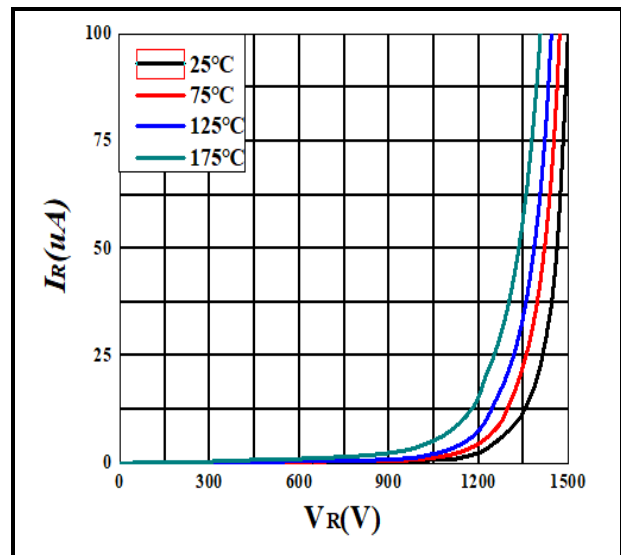


Figure 2. Reverse Characteristics

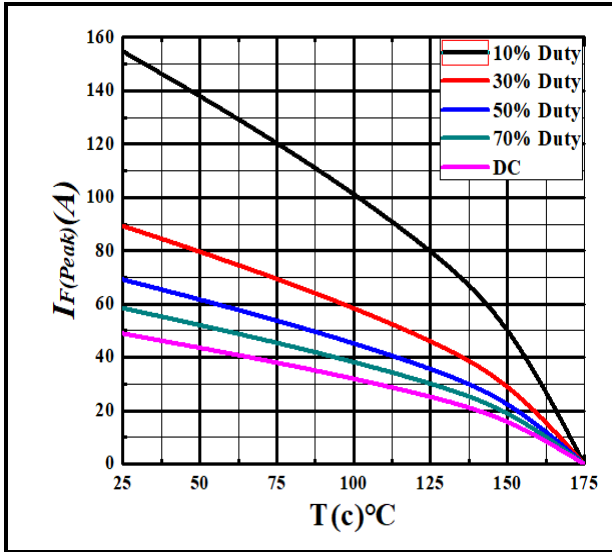


Figure 3. Current Derating

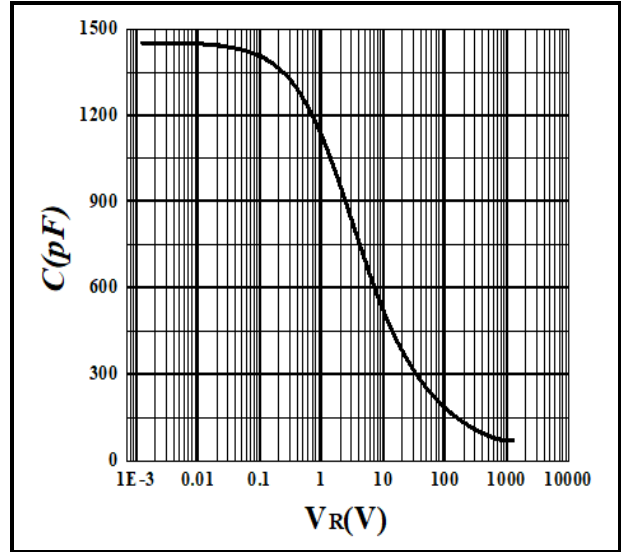


Figure 4. Capacitance vs. Reverse Voltage

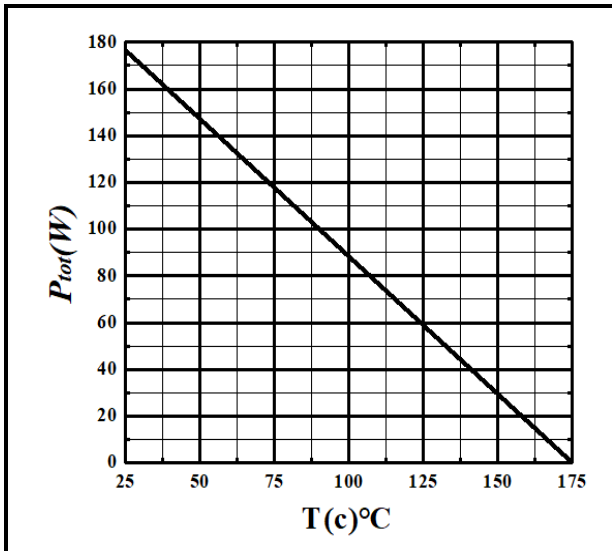


Figure 5. Power Derating

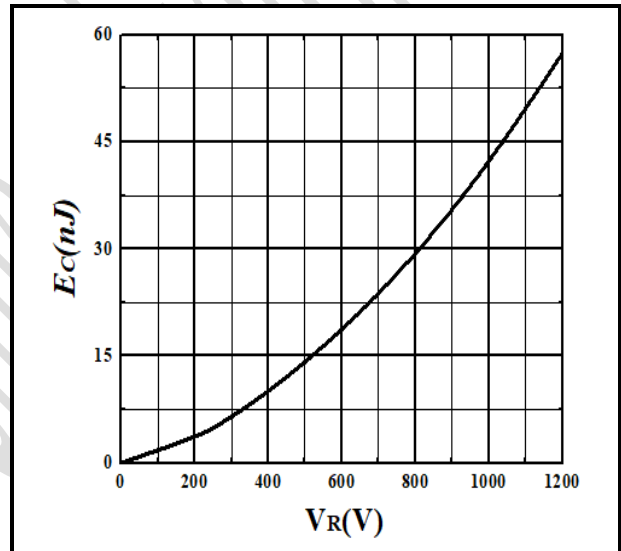


Figure 6. Capacitance Stored Energy

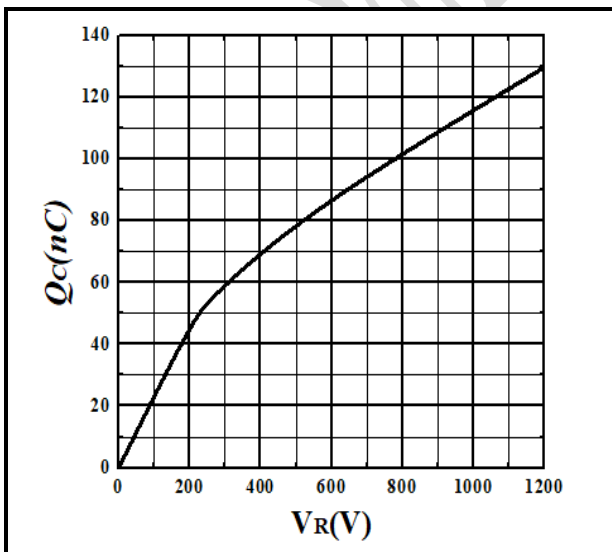
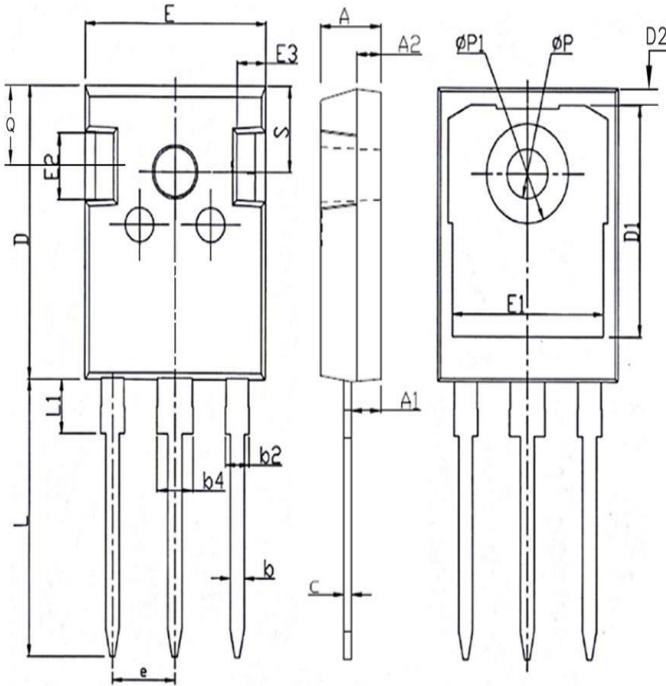


Figure 7. Total Capacitance Charge vs. Reverse Voltage

## Package



SYMBOL	mm		
	MIN	NOM	MAX
A	4.8	5	5.2
A1	2.21	2.41	2.61
A2	1.85	2	2.15
b	1.11	1.21	1.36
b2	1.91	2.01	2.21
b4	2.91	3.01	3.21
c	0.51	0.6	0.75
D	20.7	21	21.3
D1	16.25	16.55	16.85
D2	1	1.2	1.35
E	15.5	15.8	16.1
E1	13	13.3	13.6
E2	4.8	5	5.2
E3	2.3	2.5	2.7
e	5.44 BSC		
L	19.62	19.92	20.22
L1	-	-	4.3
øP	3.4	3.6	3.8
øP1	-	-	7.3
Q	5.4	5.8	6.2
S	6.20 BSC		

## Ordering information

Part Number	SDS120J040G2-ISATH
Package	TO-247-3L
Unit Quantity	300 EA
Packing Type	Tube
RoHS	Yes