

DFNWB0.6x0.3-2L-B Plastic-Encapsulate Diodes

DS521-30EAA02 SCHOTTKY BARRIER DIODE

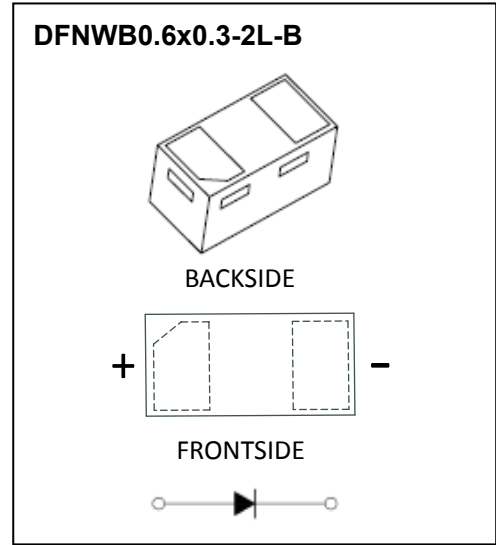
FEATURE

- Small surface mounting type
- Low reverse current and low forward voltage
- High reliability

APPLICATION

- High speed switching for detection
- For portable equipment:(i.e. Mobile phone,MP3, MD,CD-ROM, DVD-ROM, Note book PC, etc.)

MARKING



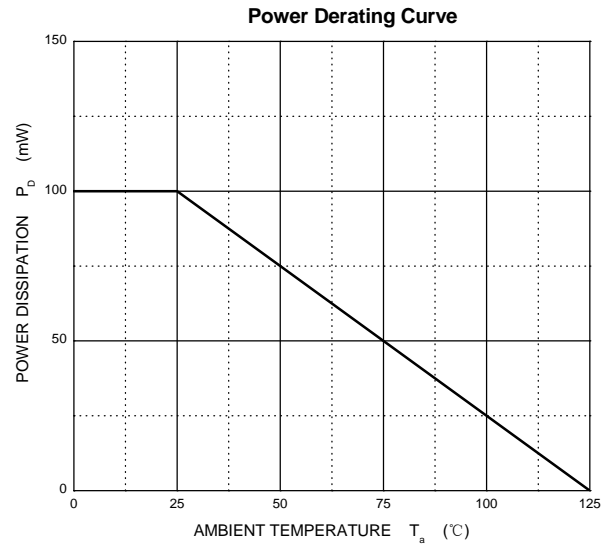
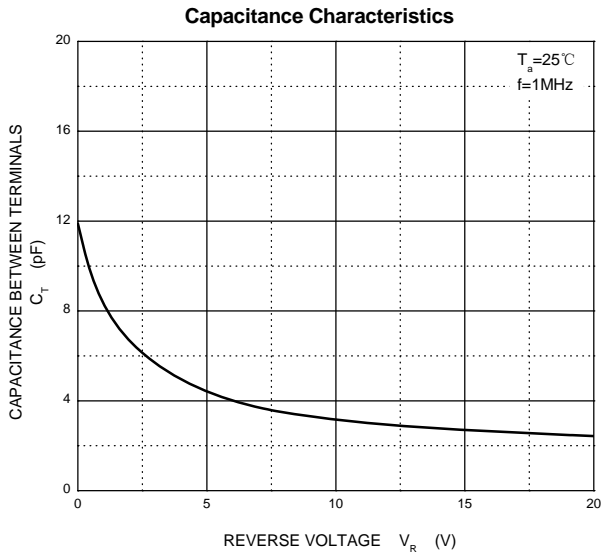
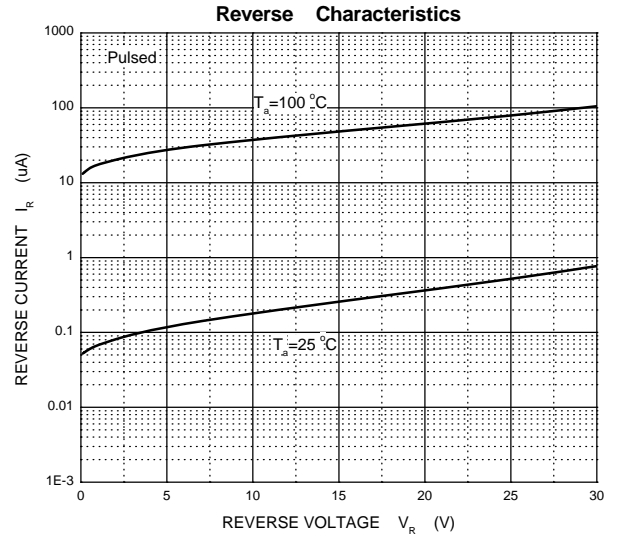
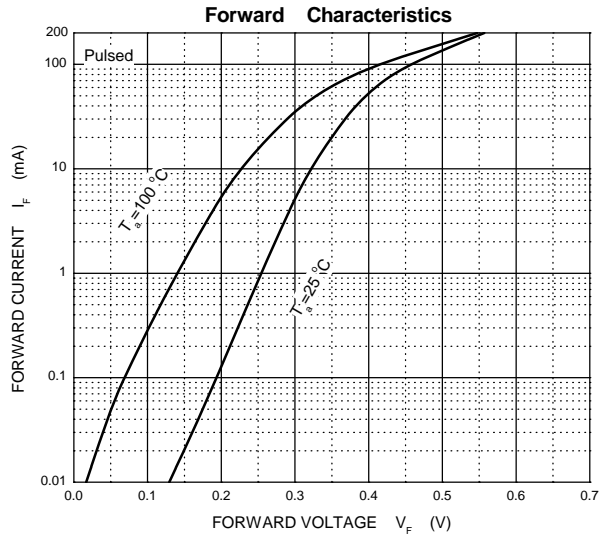
MAXIMUM RATINGS ($T_a=25^{\circ}\text{C}$ unless otherwise noted)

Symbol	Parameter	Limit	Unit
V_{RRM}	Repetitive Peak Reverse Voltage	30	V
V_{RWM}	Working Peak Reverse Voltage		
$V_{R(RMS)}$	RMS Reverse Voltage	21	V
I_O	Average Rectified Output Current	100	mA
I_{FSM}	Non-Repetitive Peak Forward Surge Current@ t=8.3ms	0.5	A
P_d	Power Dissipation	100	mW
$R_{\theta JA}$	Thermal Resistance from Junction to Ambient	1000	$^{\circ}\text{C}/\text{W}$
T_J	Junction temperature	125	$^{\circ}\text{C}$
T_{stg}	Storage Temperature	-55 ~ +150	$^{\circ}\text{C}$

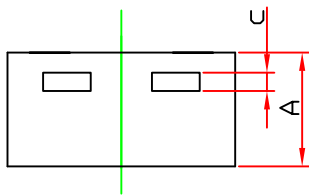
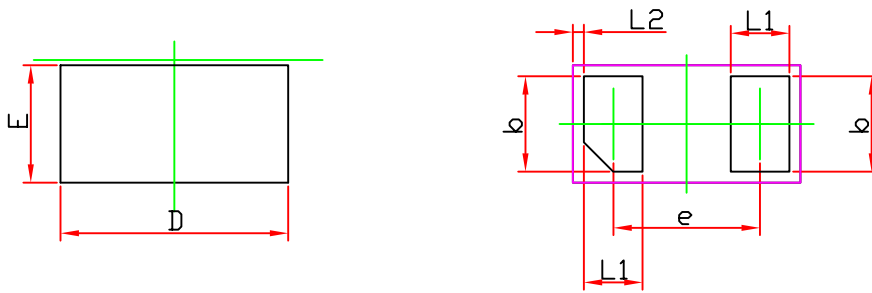
ELECTRICAL CHARACTERISTICS ($T_a = 25^{\circ}\text{C}$ unless otherwise specified)

Parameter	Symbol	Test Condition	Min	Typ	Max	Unit
Reverse breakdown voltage	$V_{(BR)}$	$I_R=50\mu\text{A}$	30			V
Reverse current	I_R	$V_R=10\text{V}$			10	μA
		$V_R=30\text{V}$			50	μA
Forward voltage	V_F	$I_F=10\text{mA}$			0.38	V
		$I_F=100\text{mA}$			0.60	V

Typical Characteristics

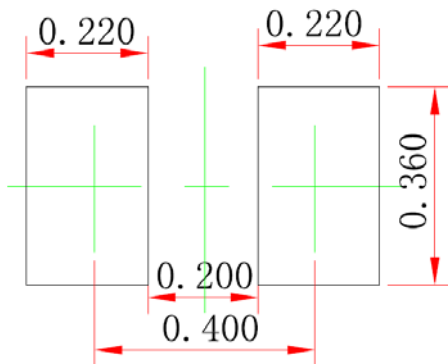


DFNWB0.6×0.3-2L-B Package Outline Dimensions



Symbol	Dimensions In Millimeters		Dimensions In Inches	
	Min.	Max.	Min.	Max.
A	0.275	0.340	0.011	0.013
D	0.570	0.670	0.022	0.026
E	0.270	0.370	0.011	0.015
b	0.225	0.295	0.009	0.012
c	0.050 REF.		0.002 REF.	
e	0.365	0.435	0.014	0.017
L1	0.125	0.195	0.005	0.008
L2	0.030 REF.		0.001 REF.	

DFNWB0.6×0.3-2L-B Suggested Pad Layout



Note:

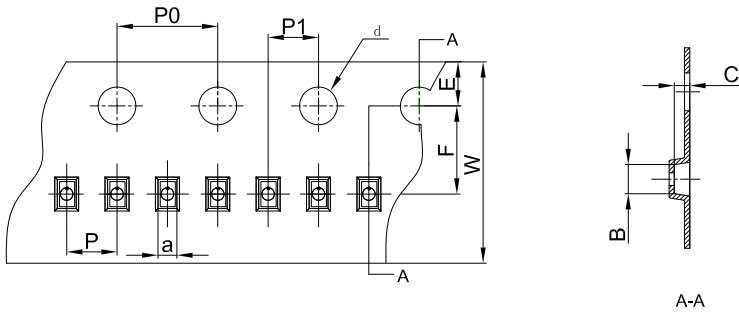
1. Controlling dimension: in millimeters.
2. General tolerance: ± 0.050 mm.
3. The pad layout is for reference purposes only.

NOTICE

JCET reserve the right to make modifications, enhancements, improvements, corrections or other changes without further notice to any product herein. JCET does not assume any liability arising out of the application or use of any product described herein.

DFNWB0.6X0.3-2L Tape and Reel

DFNWB0.6x0.3-2L Embossed Carrier Tape



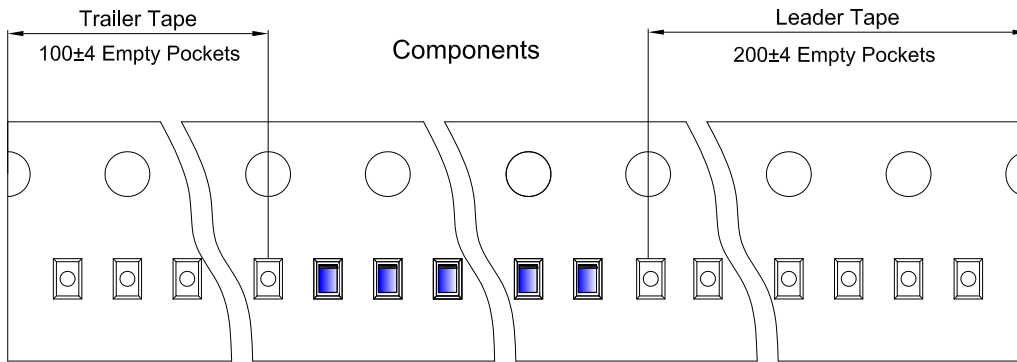
Packaging Description:

DFNWB0.6x0.3-2L parts are shipped in tape. The carrier tape is made from a dissipative (carbon filled) polycarbonate resin. The cover tape is a multilayer film (Heat Activated Adhesive in nature) primarily composed of polyester film, adhesive layer, sealant, and anti-static sprayed agent. These reeled parts in standard option are shipped with 10,000 units per 7" or 17.8cm diameter reel. The reels are clear in color and is made of polystyrene plastic (anti-static coated).

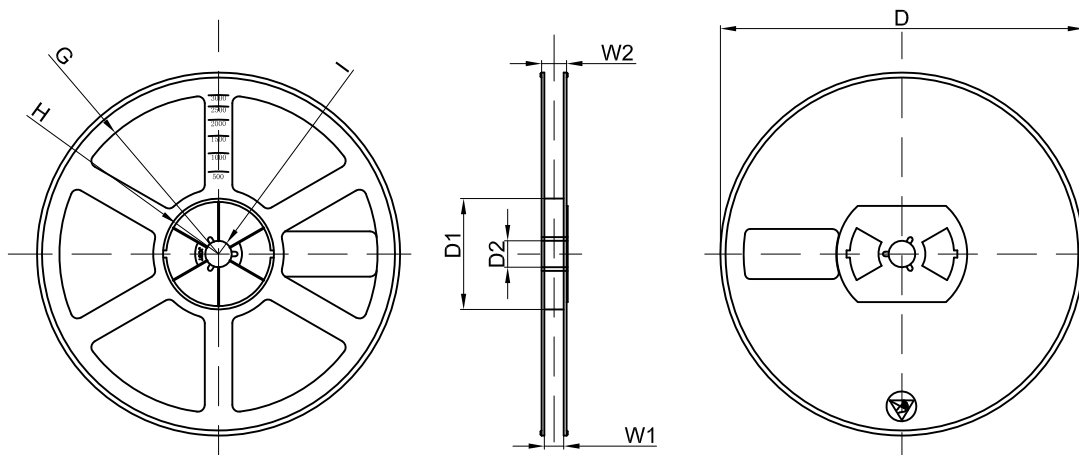
Note: If it is the product of the same polarity, the cathode line should be removed.

Dimensions are in millimeter										
Pkg type	a	B	C	d	E	F	P0	P	P1	W
DFNWB0.6x0.3-2L	0.41	0.70	0.38	Ø1.50	1.75	3.50	4.00	2.00	2.00	8.00

DFNWB0.6x0.3-2L Tape Leader and Trailer



DFNWB0.6x0.3-2L Reel



Dimensions are in millimeter								
Reel Option	D	D1	D2	G	H	I	W1	W2
7" Dia	Ø178.00	54.40	13.00	R78.00	R25.60	R6.50	9.50	12.30

REEL	Reel Size	Box	Box Size(mm)	Carton	Carton Size(mm)	G.W.(kg)
10,000 pcs	7 inch	150,000 pcs	203×203×195	600,000 pcs	438×438×220	