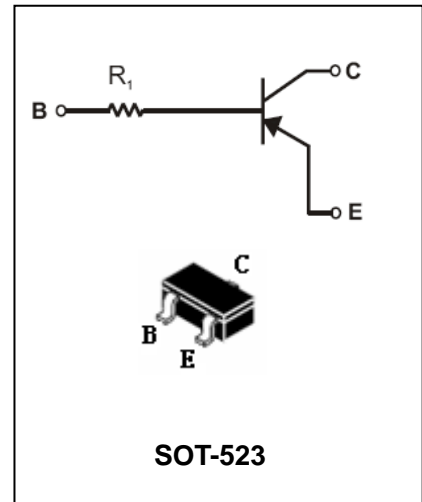


Digital Transistor

DTAXXTE

FEATURES

- Epitaxial planar die construction.
- Complementary NPN types available(DTC).
- Built-in biasing resistors, R_1 only.
- Also available in lead free version.



APPLICATIONS

- The PNP style digital transistor.

ORDERING INFORMATION

Type No.	Marking	Package Code
DTA114TE	94	SOT-523
DTA143TE	93	SOT-523
DTA144TE	96	SOT-523

MAXIMUM RATING @ $T_a=25^{\circ}\text{C}$ unless otherwise specified

Symbol	Parameter	Value	Units
V_{CBO}	Collector-Base Voltage	-50	V
V_{CEO}	Collector-Emitter Voltage	-50	V
V_{EBO}	Emitter-Base Voltage	-5	V
$I_C(\text{Max.})$	Collector Current	-100	mA
P_D	Power Dissipation	150	mW
$R_{\theta JA}$	Thermal Resistance, Junction to Ambient Air	625	$^{\circ}\text{C}/\text{W}$
T_j, T_{stg}	Operating and Storage and Temperature Range	-55 to +150	$^{\circ}\text{C}$

Digital Transistor

DTAXXTE

ELECTRICAL CHARACTERISTICS @ Ta=25°C unless otherwise specified

Parameter	Symbol	Test conditions	MIN	TYP	MAX	UNIT
Collector-Base breakdown Voltage	BV_{CBO}	$I_C = -50\mu A$	-50	-	-	V
Collector-Emitter breakdown Voltage	BV_{CEO}	$I_C = -1mA$	-50	-	-	V
Emitter-Base breakdown Voltage	BV_{EBO}	$I_E = -50\mu A$	-5	-	-	V
Collector cutoff Current	I_{CBO}	$V_{CB} = -50V$	-	-	-0.5	μA
Emitter cutoff Current	I_{EBO}	$V_{EB} = -4V$	-	-	-0.5	μA
Collector-Emitter saturation voltage DTA114TE DTA143TE DTA144TE	$V_{CE(sat)}$	$I_C/I_B = -10mA/-1mA$ $I_C/I_B = -5mA/-0.25mA$ $I_C/I_B = -5mA/-0.5mA$	-	-	-0.3	V
DC Current Gain	h_{FE}	$I_C = -1mA, V_{CE} = -5V$	100	250	600	
Input Resistor DTA143TE DTA114TE DTA144TE	R_1		7 3.29 32.9	10 4.7 47	13 6.11 61.1	$k\Omega$
Input Resistor(R_1)Tolerance	ΔR_1	-	-30		+30	%
Gain-Bandwidth Product	f_T	$V_{CE} = -10V, I_E = -5mA,$ $f = 100MHz$	-	250	-	MHz

TYPICAL CHARACTERISTICS @ Ta=25°C unless otherwise specified

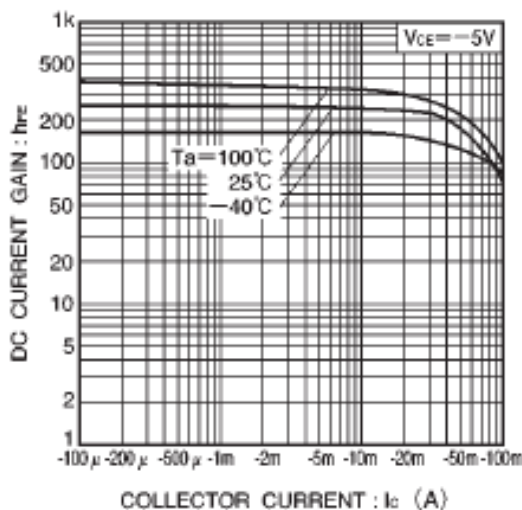


Fig.1 DC current gain vs. collector current

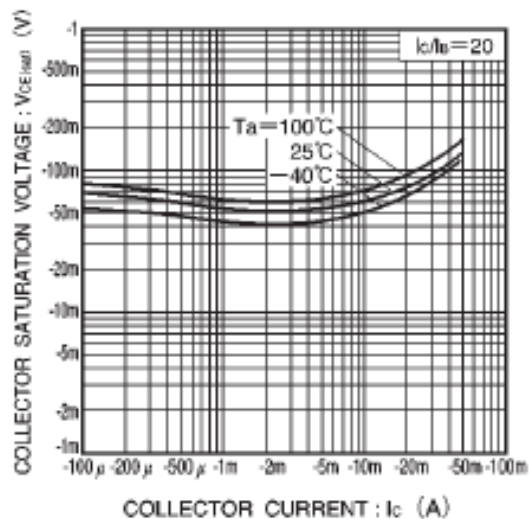


Fig.2 Collector-emitter saturation voltage vs. collector current

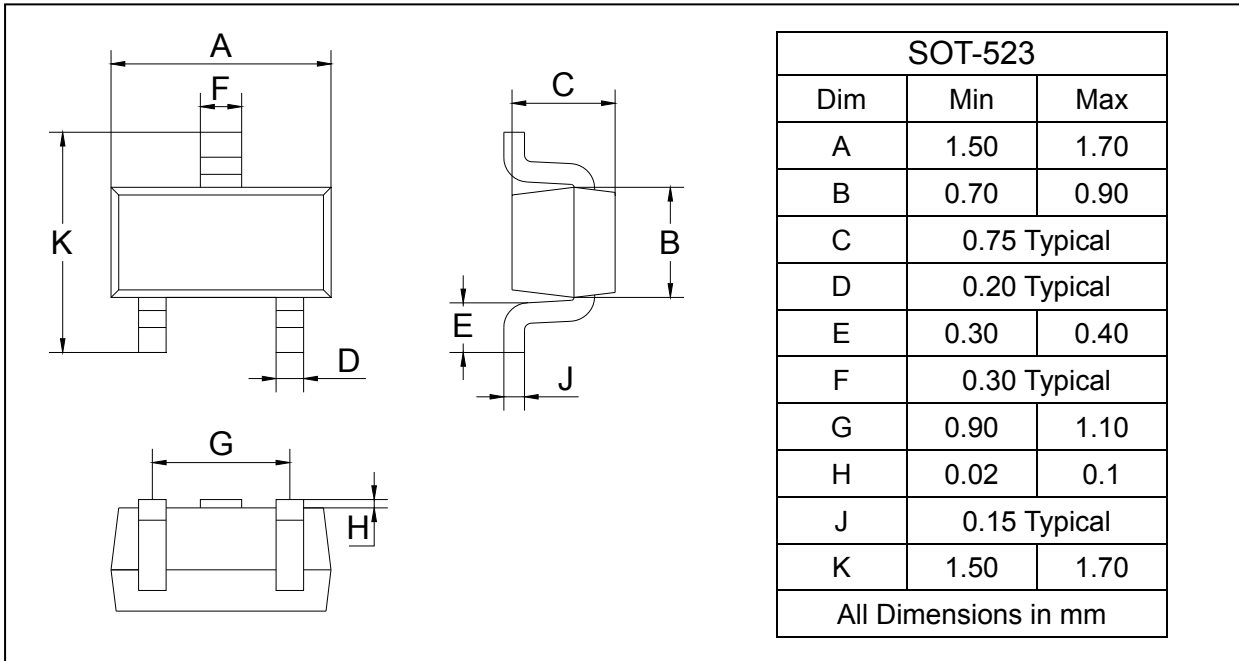
Digital Transistor

DTAXXTE

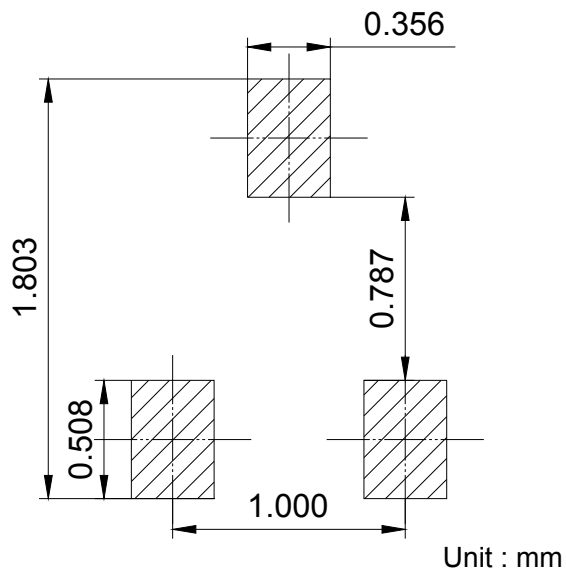
PACKAGE OUTLINE

Plastic surface mounted package

SOT-523



SOLDERING FOOTPRINT



PACKAGE INFORMATION

Device	Package	Shipping
DTA114TE/143TE/144TE	SOT-523	3000/Tape&Reel