



# DZ23C2V4 SERIES

## DUAL SURFACE MOUNT ZENER DIODES

**VOLTAGE** 2.4 to 75 Volts    **POWER** 300 mWatts

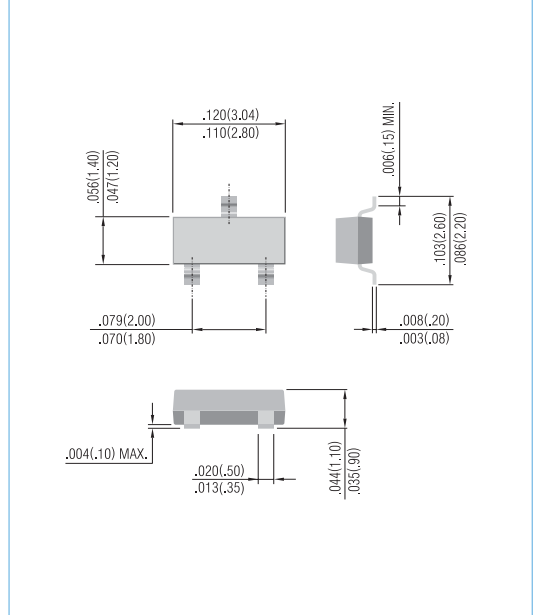
**SOT-23**    Unit: inch ( mm )

### FEATURES

- Dual Zeners in Common Cathode Configuration
- 300mW Power Dissipation Rating
- Zener Voltages from 2.4~75V
- Ideally Suited for Automatic Insertion
- Common Anode Style Available See AZ Series
- In compliance with EU RoHS 2002/95/EC directives

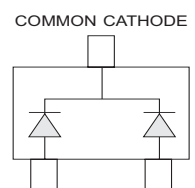
### MECHANICAL DATA

- Case: SOT-23, Molded Plastic
- Terminals: Solderable per MIL-STD-750, Method 2026
- Polarity: See Diagram
- Approx. Weight: 0.008 grams
- Mounting Position: Any



### MAXIMUM RATINGS AND ELECTRICAL CHARACTERISTICS

Parameter	Symbol	Value	Units
Power Dissipation (Note 1)	P <sub>D</sub>	300	mW
Thermal Resistance, Junction to Ambient Air (Note 1)	R <sub>θJA</sub>	420	°C/W
Operating and Storage Temperature Range	T <sub>J</sub> , T <sub>STG</sub>	-65 to +150	°C



#### NOTES:

- Mounted on 5.0mm<sup>2</sup>(.013mm thick) land areas.
- Measured on 8.3ms, single half sine-wave or equivalent square wave, duty cycle = 4 pulses per minute maximum.

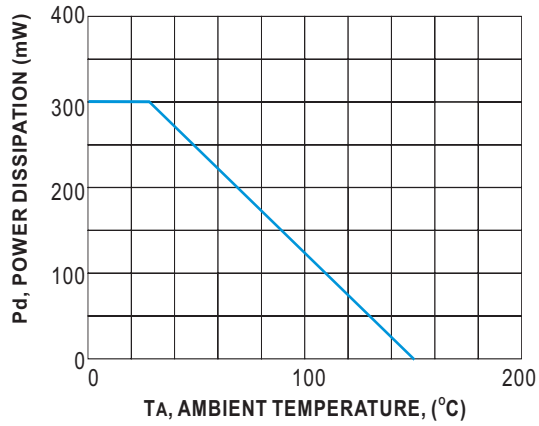


## DZ23C2V4 SERIES

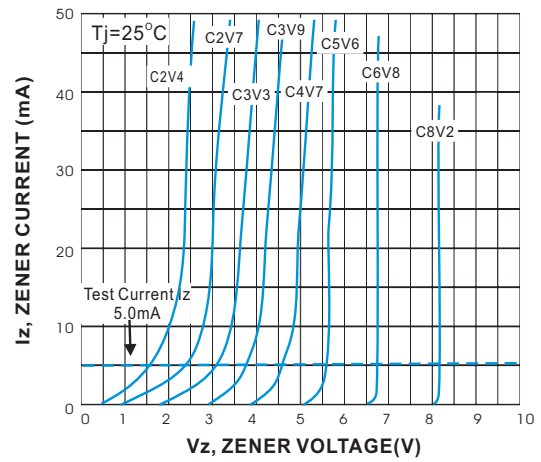
Part Number	Nominal Zener Voltage			Max. Zener Impedance				Max Reverse Leakage Current		Marking Code	Package
	V <sub>Z</sub> @ I <sub>ZT</sub>			Z <sub>VT</sub> @ I <sub>ZT</sub>		Z <sub>VK</sub> @ I <sub>ZK</sub>		I <sub>R</sub> @ V <sub>R</sub>			
	Nom. V	Min. V	Max. V	Ω	mA	Ω	mA	μA	V		
DZ23C2V4	2.4	2.28	2.52	85	5.0	600	1.00	100.0	1.0	V0	SOT-23
DZ23C2V7	2.7	2.57	2.84	83	5.0	600	1.00	75	1.0	V1	SOT-23
DZ23C3V0	3.0	2.85	3.15	95	5.0	600	1.00	50	1.0	V2	SOT-23
DZ23C3V3	3.3	3.14	3.47	95	5.0	600	1.00	25	1.0	V3	SOT-23
DZ23C3V6	3.6	3.42	3.78	95	5.0	600	1.00	15	1.0	V4	SOT-23
DZ23C3V9	3.9	3.71	4.10	95	5.0	600	1.00	10	1.0	V5	SOT-23
DZ23C4V3	4.3	4.09	4.52	95	5.0	600	1.00	5.0	1.0	V6	SOT-23
DZ23C4V7	4.7	4.47	4.94	78	5.0	500	1.00	5.0	2.0	V7	SOT-23
DZ23C5V1	5.1	4.85	5.36	60	5.0	480	1.00	0.1	0.8	V8	SOT-23
DZ23C5V6	5.6	5.32	5.88	40	5.0	400	1.00	0.1	1.0	V9	SOT-23
DZ23C6V2	6.2	5.89	6.51	10	5.0	150	1.00	0.1	2.0	V10	SOT-23
DZ23C6V8	6.8	6.46	7.14	8	5.0	80	1.00	0.1	3.0	V11	SOT-23
DZ23C7V5	7.5	7.13	7.88	7	5.0	80	1.00	0.1	5.0	V12	SOT-23
DZ23C8V2	8.2	7.79	8.61	7	5.0	80	1.00	0.1	6.0	V13	SOT-23
DZ23C9V1	9.1	8.65	9.56	10	5.0	100	1.00	0.1	7.0	V14	SOT-23
DZ23C10	10	9.50	10.50	15	5.0	150	1.00	0.1	7.5	V15	SOT-23
DZ23C11	11	10.45	11.55	20	5.0	150	1.00	0.1	8.5	V16	SOT-23
DZ23C12	12	11.40	12.60	20	5.0	150	1.00	0.1	9.0	V17	SOT-23
DZ23C13	13	12.35	13.65	25	5.0	170	1.00	0.1	10.0	V18	SOT-23
DZ23C14	14	13.30	14.70	25	5.0	170	1.00	0.1	10.5	VA	SOT-23
DZ23C15	15	14.25	15.75	30	5.0	200	1.00	0.1	11.0	V19	SOT-23
DZ23C16	16	15.20	16.80	40	5.0	200	1.00	0.1	12.0	V20	SOT-23
DZ23C17	17	16.15	17.85	40	5.0	200	1.00	0.1	13.0	VB	SOT-23
DZ23C18	18	17.10	18.90	50	5.0	225	1.00	0.1	14.0	V21	SOT-23
DZ23C20	20	19.00	21.00	50	5.0	225	1.00	0.1	15.0	V22	SOT-23
DZ23C22	22	20.90	23.10	55	5.0	250	1.00	0.1	17.0	V23	SOT-23
DZ23C24	24	22.80	25.20	80	5.0	250	1.00	0.1	18.0	V24	SOT-23
DZ23C27	27	25.65	28.35	80	5.0	300	1.00	0.1	20.0	V25	SOT-23
DZ23C28	28	26.60	29.40	80	5.0	300	1.00	0.1	22.0	VC	SOT-23
DZ23C30	30	28.50	31.50	80	5.0	300	1.00	0.1	22.5	V26	SOT-23
DZ23C33	33	31.35	34.65	80	5.0	325	1.00	0.1	25.0	V27	SOT-23
DZ23C36	36	34.20	37.80	90	5.0	350	1.00	0.1	27.0	V28	SOT-23
DZ23C39	39	37.05	40.95	90	5.0	350	1.00	0.1	29.0	V29	SOT-23
DZ23C43	43	40.85	45.15	100	5.0	700	1.00	0.1	32.0	V30	SOT-23
DZ23C47	47	44.65	49.35	100	5.0	750	1.00	0.1	35.0	V31	SOT-23
DZ23C51	51	48.45	53.55	100	5.0	750	1.00	0.1	38.0	V32	SOT-23
DZ23C56	56	53.20	58.80	135	2.5	1000	1.00	0.1	42.0	V33	SOT-23
DZ23C62	62	58.90	65.10	150	2.5	1000	1.00	0.1	46.0	V34	SOT-23
DZ23C68	68	64.60	71.40	200	2.5	1000	1.00	0.1	51.0	V35	SOT-23
DZ23C75	75	71.25	78.75	250	2.5	1000	1.00	0.1	56.0	V36	SOT-23



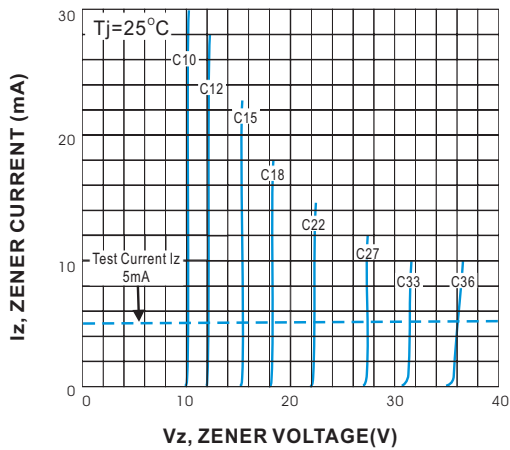
# DZ23C2V4 SERIES



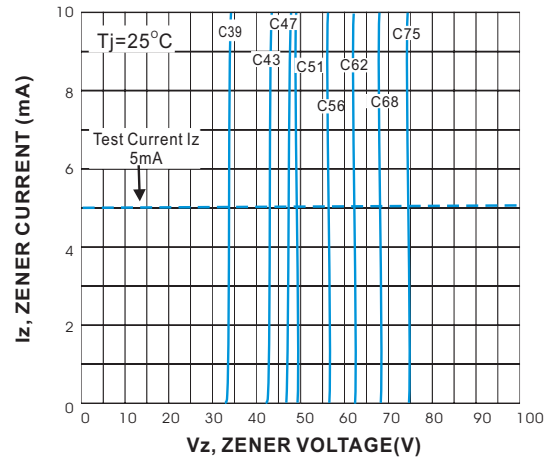
**Fig.1 POWER DERATING CURVE**



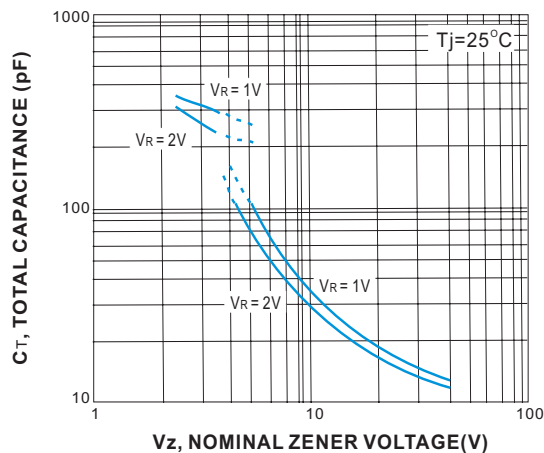
**Fig.2 ZENER BREAKDOWN CHARACTERISTICS**



**Fig.3 ZENER BREAKDOWN CHARACTERISTICS**



**Fig.4 ZENER BREAKDOWN CHARACTERISTICS**

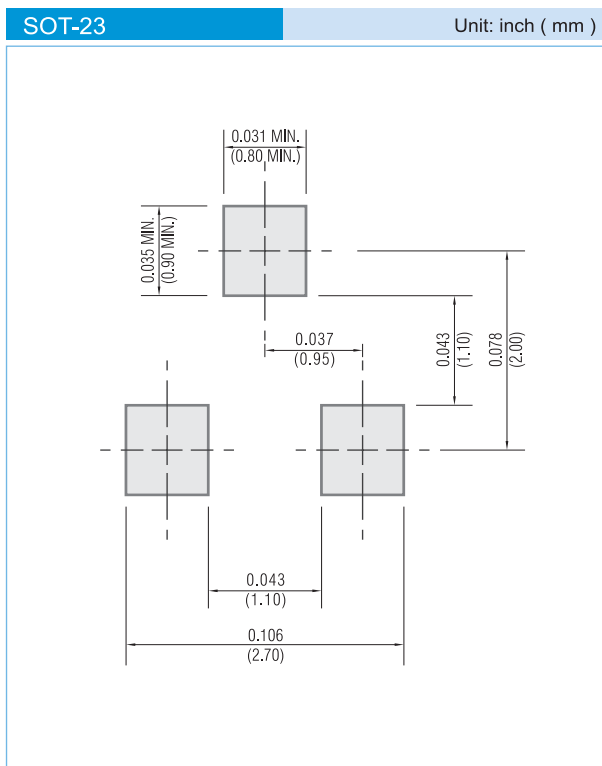


**Fig.5 TOTAL CAPACITANCE VS NOMINAL ZENER VOLTAGE**



# DZ23C2V4 SERIES

## MOUNTING PAD LAYOUT



## ORDER INFORMATION

- Packing information
  - T/R - 12K per 13" plastic Reel
  - T/R - 3K per 7" plastic Reel

## LEGAL STATEMENT

### Copyright PanJit International, Inc 2007

The information presented in this document is believed to be accurate and reliable. The specifications and information herein are subject to change without notice. Pan Jit makes no warranty, representation or guarantee regarding the suitability of its products for any particular purpose. Pan Jit products are not authorized for use in life support devices or systems. Pan Jit does not convey any license under its patent rights or rights of others.