


EB13D7 Series



www.DataSheet4U.com®
ECLIPTEK CORPORATION

- RoHS Compliant (Pb-Free)
- Low Jitter
- Ceramic SMD package
- 3.3V supply voltage
- LVHCMOS
- Stability to ± 50 ppm
- Standby Function
- Available in tube or tape and reel



NOTES

ELECTRICAL SPECIFICATIONS

Frequency Range	150.000MHz, 155.520MHz, 156.250MHz, 159.380MHz, 187.500MHz, 212.500MHz, and 250.000MHz
Operating Temperature Range	0°C to 70°C
Storage Temperature Range	-55°C to 125°C
Supply Voltage (V_{DD})	3.3V _{DC} ± 0.3 Vdc
Input Current	85mA Maximum
Frequency Tolerance / Stability	Inclusive of all conditions: Calibration Tolerance at 25°C, Frequency Stability over the Operating Temperature Range, Supply Voltage Change, Output Load Change, First Year Aging at 25°C, Shock, and Vibration ± 50 ppm Maximum
Output Voltage Logic High (V_{OH})	90% of V _{DD} Min. I _{OH} = -8mA
Output Voltage Logic Low (V_{OL})	10% of V _{DD} Max. I _{OL} = +8mA
Rise / Fall Time	20% to 80% of Waveform 400 pSec Typical; 1nSec Maximum
Duty Cycle	at 50% of Waveform 50 ± 5 (%)
Load Drive Capability	15pF HCMOS Load Maximum
Tri-State Input Voltage	No Connection (Internal Pull-Up Resistor) V _{IH} : $\geq 70\%$ of V _{DD} V _{IL} : $\leq 30\%$ of V _{DD} Enables Output Enables Output Disables Output: High Impedance
Standby Current	Disabled Output: High Impedance 600 μ A Maximum
Start Up Time	10mSec Maximum
RMS Phase Jitter	F _J = 12kHz to 20MHz 1pSec Maximum

MANUFACTURER	CATEGORY	SERIES	PACKAGE	VOLTAGE	CLASS	REV. DATE
ECLIPTEK CORP.	OSCILLATOR	EB13D7	CERAMIC	3.3V	OS4L	07/06

PART NUMBERING GUIDE

EB13D7 D 2 H - 150.000M TR

FREQUENCY TOLERANCE / STABILITY
D=±50ppm Maximum over 0°C to +70°C

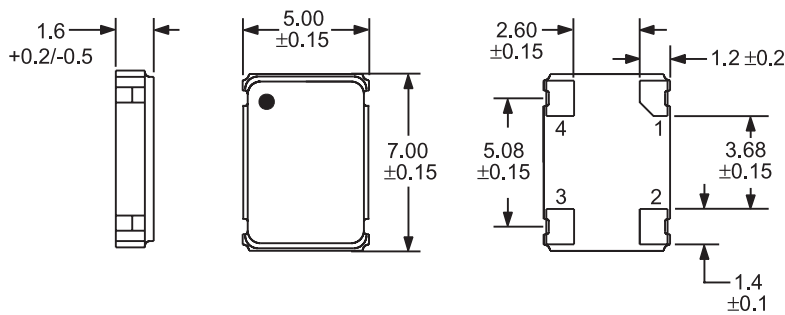
PACKAGING OPTIONS
Blank=Bulk, TR=Tape and Reel (Standard)

FREQUENCY

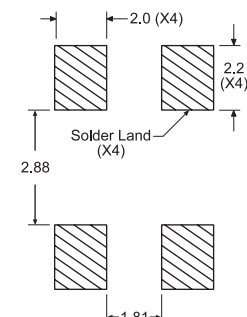
DUTY CYCLE
2=50 ±5(%)

OUTPUT CONTROL FUNCTION
H=Tri-State

MECHANICAL DIMENSIONS ALL DIMENSIONS IN MILLIMETERS



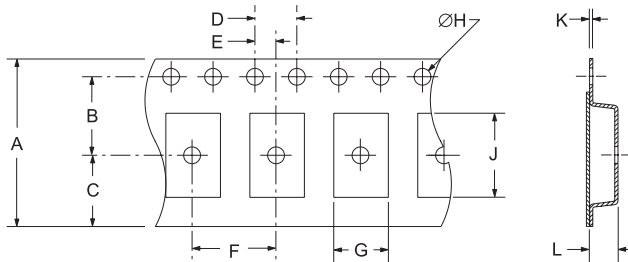
SUGGESTED SOLDER PAD LAYOUT ALL DIMENSIONS IN MILLIMETERS



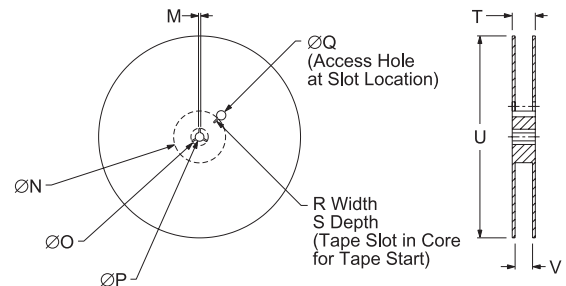
Tolerances = ±0.1

Pin 1: Tri-State
Pin 2: Case Ground
Pin 3: Output
Pin 4: Supply Voltage

TAPE AND REEL DIMENSIONS ALL DIMENSIONS IN MILLIMETERS



TAPE	A	B	C	D	E
	16+3-1	7.5±1	6.75±1	4 ±1	2±1
F	G	H	J	K	L
8±1	B0*	1.5 +1-0	A0*	.3 ±.05	K0*



REEL	M	N	O	P	Q
	1.5 MIN	50 MIN	20.2 MIN	13±.2	40 MIN
R	S	T	U	V	QTY/REEL
2.5 MIN	10 MIN	22.4 MAX	360 MAX	16.4+2-0	1,000

*Compliant to EIA 481A

ENVIRONMENTAL/MECHANICAL SPECIFICATIONS

Characteristic	Specification
Fine Leak Test	MIL-STD-883, Method 1014, Condition A
Gross Leak Test	MIL-STD-883, Method 1014, Condition C
Mechanical Shock	MIL-STD-202, Method 213, Condition C
Vibration	MIL-STD-883, Method 2007, Condition A
Solderability	MIL-STD-883, Method 2002
Temperature Cycling	MIL-STD-883, Method 1010
Resistance to Soldering Heat	MIL-STD-202, Method 210
Resistance to Solvents	MIL-STD-202, Method 215

MARKING SPECIFICATIONS

Line 1: ECLIPTEK

Line 2: XX.XXX M
Frequency in MHz (5 Digits Maximum + Decimal)

Line 3: XX Y ZZ
Week of Year
Last Digit of Year
Ecliptek Manufacturing Identifier

MANUFACTURER	CATEGORY	SERIES	PACKAGE	VOLTAGE	CLASS	REV. DATE
ECLIPTEK CORP.	OSCILLATOR	EB13D7	CERAMIC	3.3V	OS4L	07/06