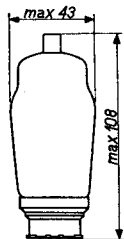
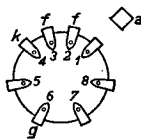
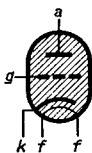


Helium-filled TRIODE
 TRIODE à remplissage de hélium
 TRIODE mit Heliumfüllung

Heating : indirect
 Chauffage: indirect
 Heizung : indirekt

$V_f = 6,3 \text{ V}$
 $I_f = 1,3 \text{ A}$

Dimensions in mm
 Dimensions en mm
 Abmessungen in mm



Base, culot, Sockel: P

Capacitances
 Capacités
 Kapazitäten

$C_g = 6,7 \text{ pF}$
 $C_a = 4,2 \text{ pF}$
 $C_{ag} = 2,3 \text{ pF}$
 $C_{gf} = 1,5 \text{ pF}$

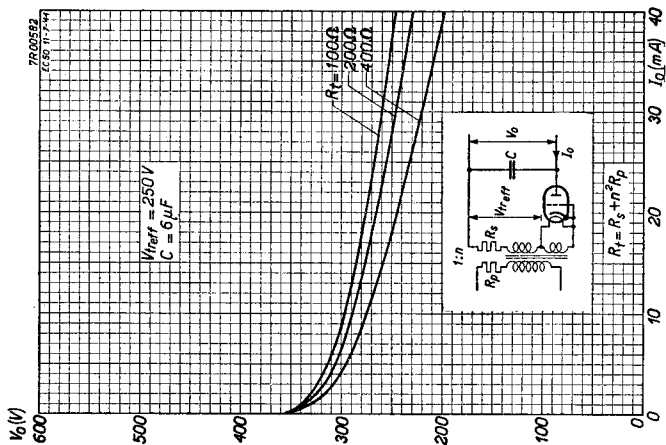
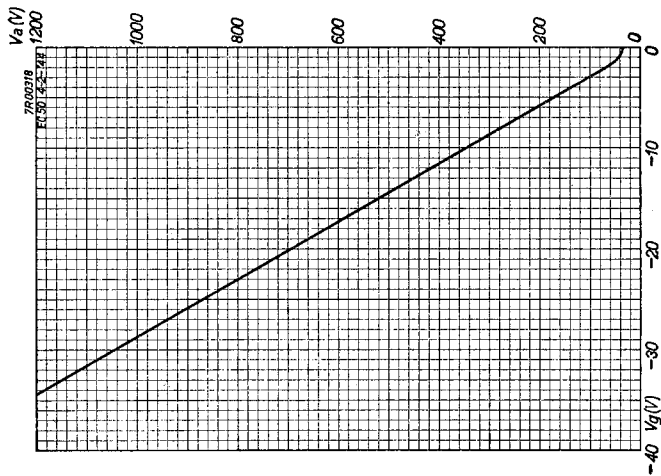
Typical characteristics
 Caractéristiques types
 Kenndaten

$V_{arc} = 33 \text{ V}$
 $V_a/V_g = 35^1)$

Limiting values
 Caractéristiques limites
 Grenzdaten

$V_{ap} = \text{max. } 1000 \text{ V}$
 $V_{agp} = \text{max. } 1500 \text{ V}$
 $I_{ap} = \text{max. } 750 \text{ mA}$
 $I_a = \text{max. } 10 \text{ mA}$
 $R_g/V_{gp} = \text{min. } 750 \text{ } \Omega/\text{V}$
 $R_g = \text{max. } 0,75 \text{ M}\Omega$
 $V_{kf} = \text{max. } 100 \text{ V}$
 $\text{Freq.} = \text{max. } 150 \text{ kc/s}$

¹⁾ At striking point; à l'allumage; bei Zündung

EC 50**PHILIPS**

A

PHILIPS



*Electronic
Tube*

HANDBOOK

page	EF50 sheet	date
1	1	1953.11.11
2	2	1953.11.11
3	FP	1999.06.20