

**ECA 25W Attenuators**

**Features:**

- 25W average power
- 1kW peak power (5μs)
- 50Ω characteristic impedance
- Temperature: -55°C ~ +125°C
- Available connectors: N, BNC, SMA, TNC, 7/16

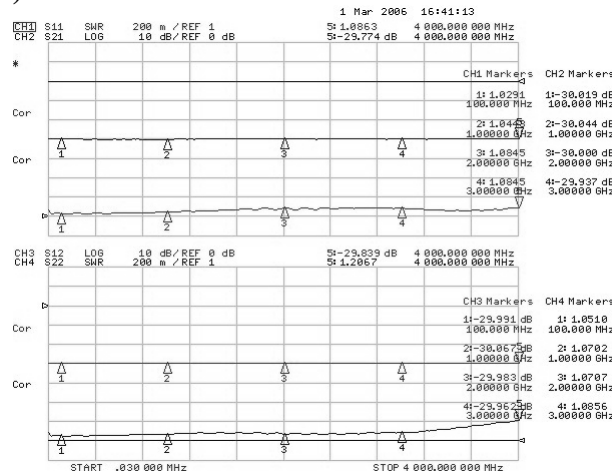


**Specifications:**

Part Number	Frequency (GHz)	Attenuation Value (dB)						VSWR (max.)	Connector
		1 – 9	10	20	30	40	50		
ECA25-xx-01	DC – 1.0	± 0.40	± 0.40	± 0.40	± 0.50	± 0.50	± 0.75	1.10 : 1	N
ECA25-xx-02	DC – 2.0	± 0.40	± 0.40	± 0.50	± 0.50	± 0.75	± 1.00	1.15 : 1	
ECA25-xx-03	DC – 3.0	± 0.40	± 0.50	± 0.60	± 0.60	± 1.00	± 1.20	1.20 : 1	
ECA25-xx-04	DC – 4.0	± 0.50	± 0.60	± 0.75	± 0.75	± 1.00	± 1.50	1.25 : 1	

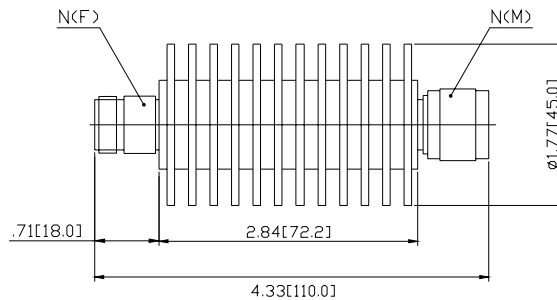
NOTE: xx = attenuation value in dB

**Performance (VSWR):**



**Outline Drawings:**

**N TYPE MODEL**

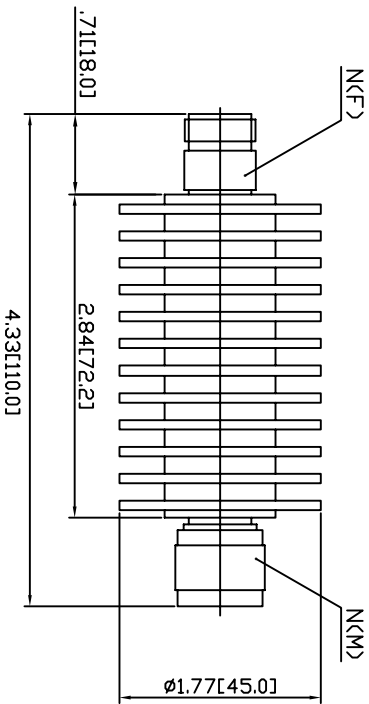


Dimensions are in inches [mm]  
 Tolerance ± 1%

Specifications subject to change without notice

**SPECIFICATIONS:**

AVERAGE POWER: 25W  
 PEAK POWER: 1kW for 5 μS  
 FREQUENCY RANGE & VSWR:  
 DC-4GHz AT 1.25:1 MAX  
 ATTENUATION ACCURACY  
 1-9dB ± 0.50dB  
 10dB ± 0.60dB  
 20dB ± 0.75dB  
 30dB ± 0.75dB  
 40dB ± 1.00dB  
 50dB ± 1.50dB  
 CHARACTERISTIC IMPEDANCE: 50 OHMS  
 OPERATING TEMPERATURE: -55°C TD +125°C  
 CONNECTOR: N MALE TD N FEMALE  
 WEIGHT: APPROX. 220g



THIS DRAWING CONTAINS CONFIDENTIAL INFORMATION PROPRIETARY TO EPX MICROWAVE INC. IT MUST NOT BE REPRODUCED OR DISCLOSED TO OTHERS OR USED IN ANY OTHER WAY IN WHOLE OR PART EXCEPT AS AUTHORIZED IN WRITING BY EPX MICROWAVE INC.

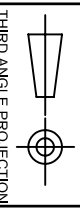
**EPX Microwave Inc.**  
 1338 El Camino Real, San Carlos, CA 94070  
 Tel: 650-6922198 Fax: 650-6927938 www.epxmicrowave.com

UNLESS OTHERWISE SPECIFIED:  
 ALL DIMENSIONS ARE IN INCHES (mm)

TITLE: 25W ATTENUATOR, N MALE - N FEMALE

MODEL: ECA25 SERIES, N TYPE

MATERIAL: FINISH:



THIRD ANGLE PROJECTION

DO NOT SCALE DRAWING

DWG NO. A070007

REV. 0