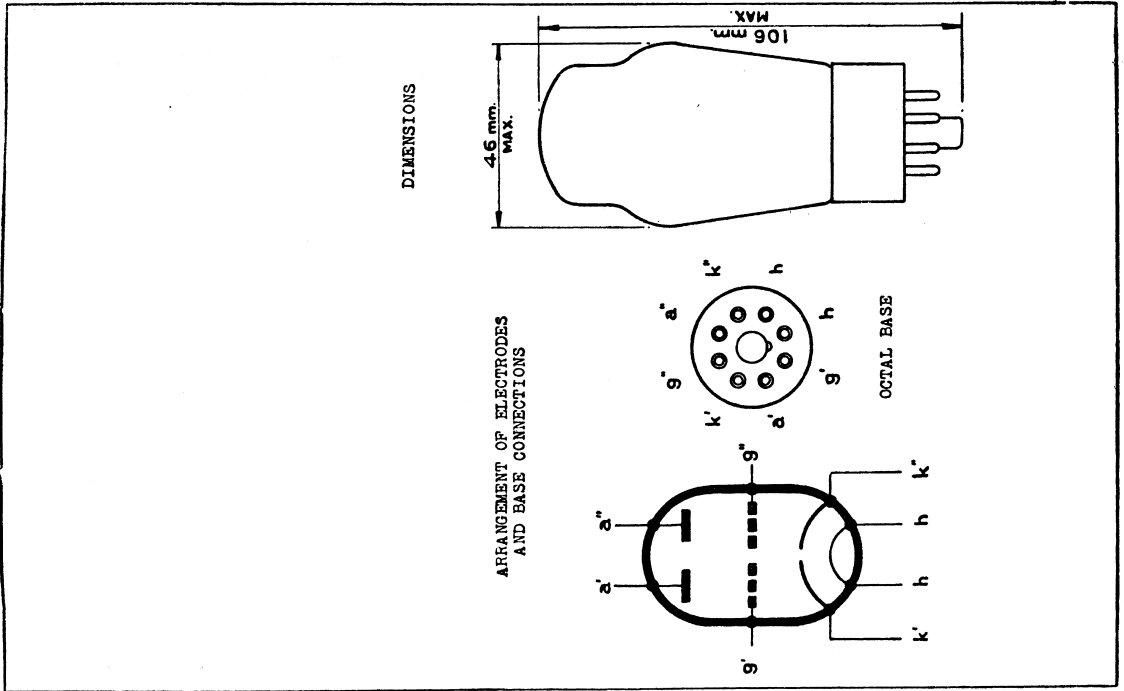
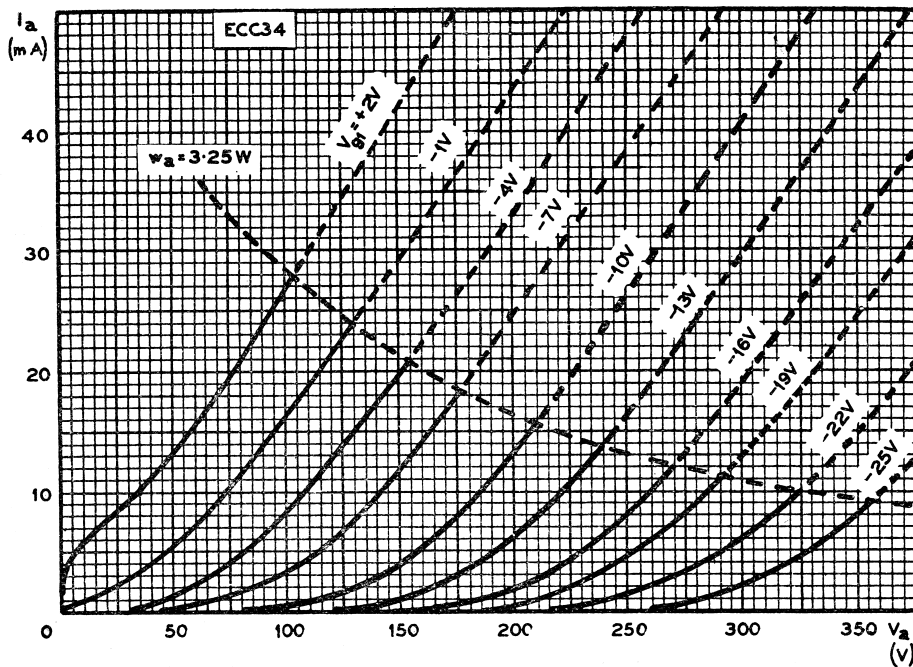
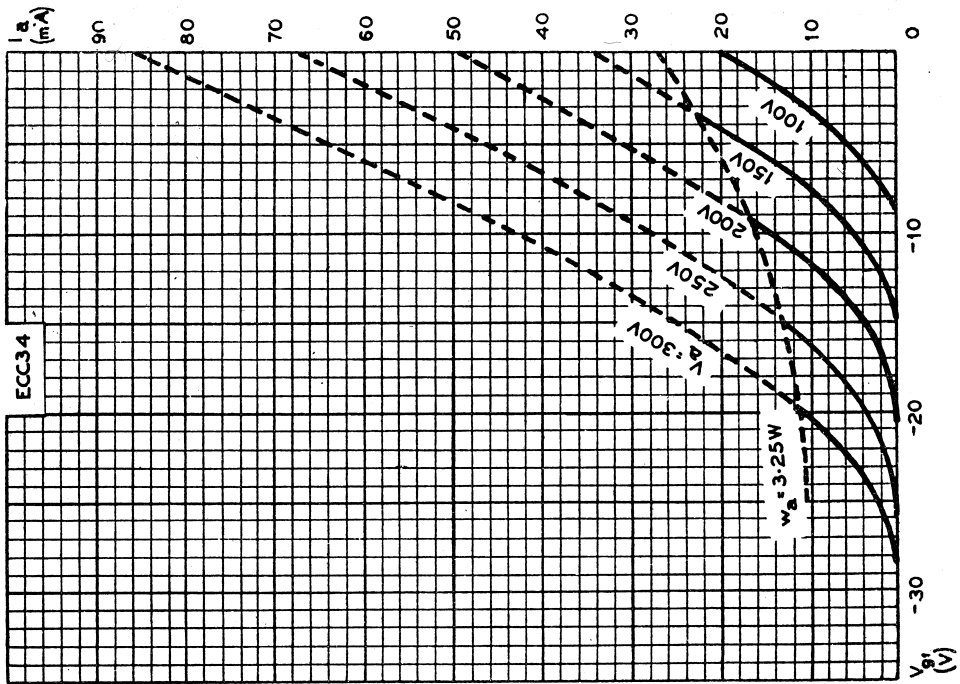


ECC34 TWIN TRIODE (Separate Cathodes)



HEATER	V_h I_h	6.3 V 0.95 A
CAPACITANCES	C_{a-a} Each Section C_{a-g} C_{g-k} C_{g-k}	0.48 μ F 4.0 μ F 3.5 μ F 1.6 μ F
TYPICAL OPERATING CONDITIONS	V_a I_a V_g S_m r_a μ	250 V 10 mA -16 V 2.2 mA/V 5,200 ohms 11.5
LIMITING VALUES	V_a (b) max. V_a max. W_a max. I_k max. V_h -k max. R_{h-k} max. R_{g1} max.	550 V 300 V 3.25 W 50 mA 50 V 20,000 ohms 2.0 M.ohms

ECC34
(Continued)



PHILIPS RADIO and TELEVISION MANUAL

Compiled by
E. G. BEARD, S.M.I.R.E., (Aust.)



PHILIPS ELECTRICAL INDUSTRIES OF AUSTRALIA PTY. LTD.
SYDNEY, AUSTRALIA

SECOND EDITION — JANUARY, 1952

ALL RIGHTS RESERVED