

The ultra-miniature ECX-34R is a very compact SMD Tuning Fork Crystal with a Max. ESR of 50K  $\Omega$ . The 3.2 x 1.5 x 0.9 mm ceramic package is ideal for today's SMD manufacturing environment.

[Request a Sample](#)

## OPERATING CONDITIONS / ELECTRICAL CHARACTERISTICS



- Low Profile
- 50K Max. ESR
- 3.2 x 1.5 mm Footprint
- Extended Temp. Range
- RoHS Compliant

PARAMETERS	CONDITIONS	ECX-31B			UNITS
		MIN	TYP	MAX	
Frequency	Fo		32.768		KHz
Frequency Tolerance	@ +25°C			$\pm 20 *$	ppm
Temperature Coefficient		-0.028	-0.034	-0.040	ppm/ $^{\circ}\text{C}^2$
Shunt Capacitance	Co		1.05		pF
Load Capacitance	Specify in P/N		12.5		pF
Drive Level	DL		0.1	1.0	$\mu\text{W}$
Equivalent Series Resistance	R1			50K	$\Omega$
Insulation Resistance	@ 100V DC	500M			$\Omega$
Turnover Temperature		+20	+25	+30	$^{\circ}\text{C}$
Operating Temperature	Topr	-40		+85	$^{\circ}\text{C}$
Storage Temperature	Tstg	-55		+125	$^{\circ}\text{C}$
Aging (First Year)	@ +25°C $\pm 3^{\circ}\text{C}$			$\pm 3$	ppm

## DIMENSIONS (mm)

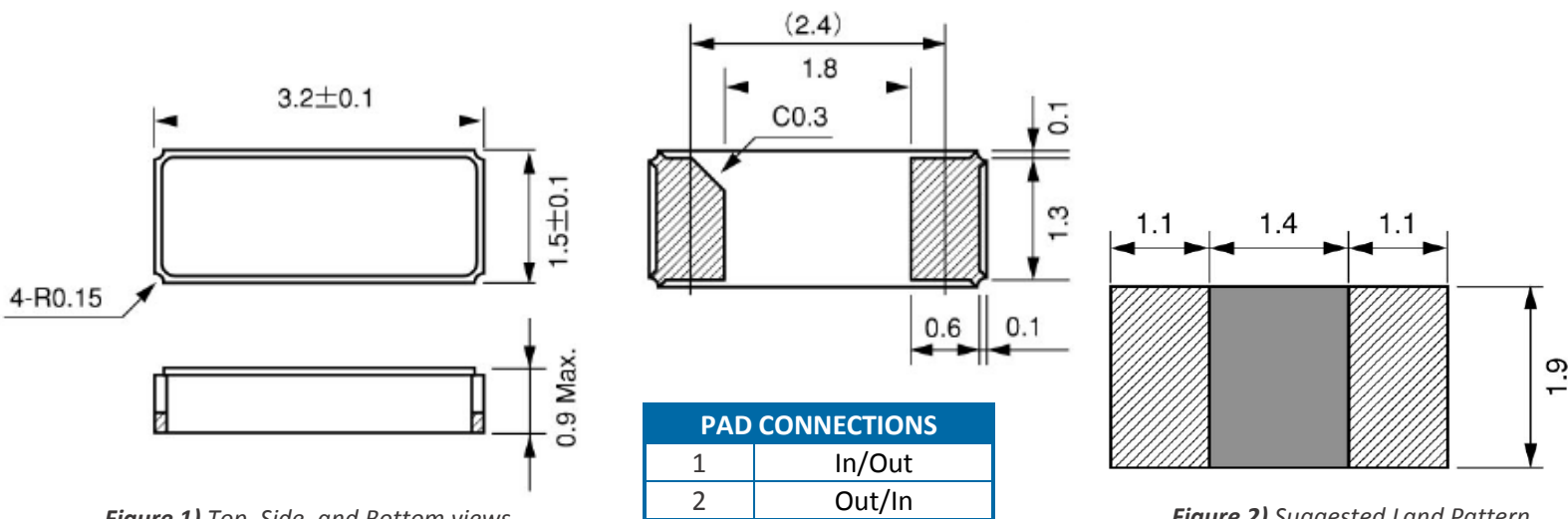


Figure 1) Top, Side, and Bottom views

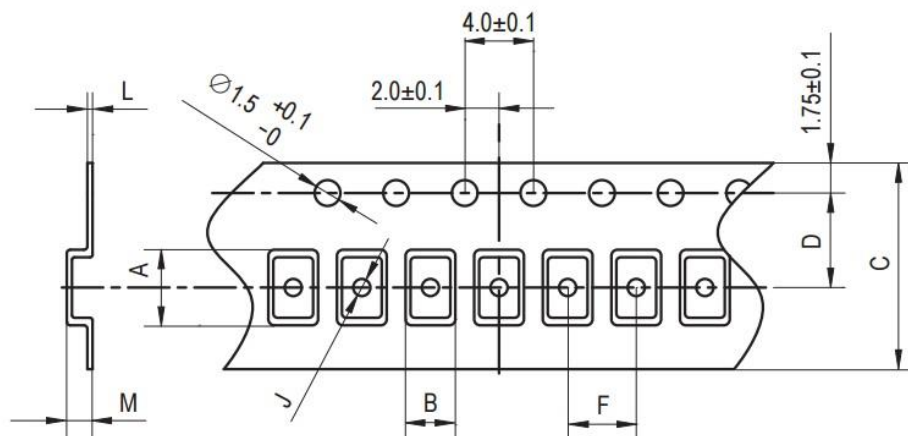
Figure 2) Suggested Land Pattern

## PART NUMBERING GUIDE: Example ECS-.327-12.5-34R-TR

ECS - FREQUENCY ABBREVIATION	LOAD CAPACITANCE	PACKAGE	CUSTOM OPTIONS Tolerance	PACKAGING
ECS	12.5 = 12.5 pF 9 = 9 pF 7 = 7 pF	-34R = ECX-34R	Blank = $\pm 20$ ppm * C = $\pm 10$ ppm	TR = Tape & Reel 3K/Reel

\*Contact ECS for availability

**POCKET TAPE DIMENSIONS (mm)**



A	B	C	D	F	J	L	M	Reel Dia.	Qty/Reel
3.4	1.7	12.0	5.5	4.0	1.0	0.3	1.2	180	3000pcs

**SOLDER PROFILE**

Peak solder Temp  $+260^{\circ}\text{C}$  Max 10 sec Max.

2 Cycles Max.

MSL 1, Lead Finish Au

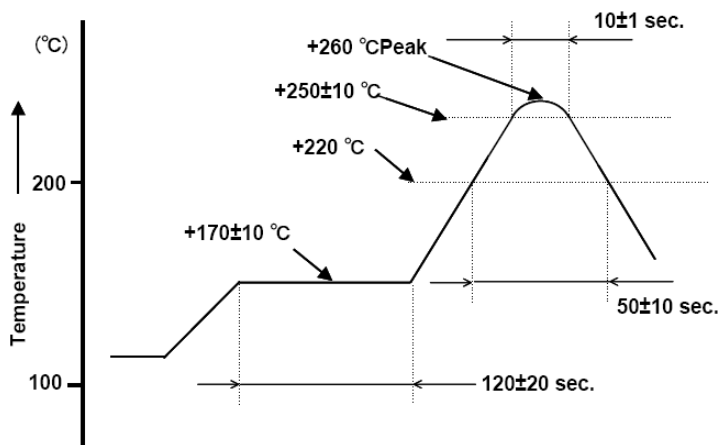


Figure 1) Suggested Reflow Profile