


REED RELAY

EDR SERIES

 E155181(R)

SIP (PIN OUT:1357)



DIP



SMD



SIP (PIN OUT:1267)



HIGH INSULATION (DIP)



HIGH INSULATION (SMD)



www.DataSheet4U.com

FEATURES

- Miniature, cost-effective switching solution.
- Molded construction for compatibility with automatic board processing.
- Completely washable.
- Dip type construction with the same terminal pitch as ICs or TTLs.
- The high sensitivity allows direct driving by TTL, etc.
- Magnetic shield cover is available.

PART NUMBERING SYSTEM

```

EDR 1 0 1A 05 00 Z
|  |  |  |  |  |  |
|  |  |  |  |  |  +--- Z:RoHS Compliance
|  |  |  |  |  +--- SPECIAL CODE:00~99
|  |  |  |  |      00:PIN OUT 1357
|  |  |  |  |      50:PIN OUT 1267
|  |  |  |  +--- NOMINAL VOLTAGE:
|  |  |  |      05:5VDC
|  |  |  |      12:12VDC
|  |  |  |      24:24VDC
|  |  |  +--- CONTACT FORM:
|  |  |      1A:OPEN TYPE, 1 FORM A
|  |  +--- FUNCTION:
|  |      0:NORMAL FUNCTION
|  |      D:WITH DIODE TYPE
|  +--- TYPE:
|      1:SIP TYPE
+--- MODEL NAME

```

```

EDR 2 0 1A 05 00 Z
|  |  |  |  |  |  |
|  |  |  |  |  |  +--- Z:RoHS Compliance
|  |  |  |  |  +--- SPECIAL CODE:00~99
|  |  |  |  +--- NOMINAL VOLTAGE:
|  |  |  |      05:5VDC
|  |  |  |      12:12VDC
|  |  |  |      24:24VDC
|  |  |  +--- CONTACT FORM:
|  |  |      1A:OPEN TYPE, 1 FORM A
|  |  |      2A:OPEN TYPE, 2 FORM A
|  |  |      1B:CLOSE TYPE, 1 FORM B
|  |  |      1C:1 OPEN 1 CLOSE TYPE, 1 FORM C
|  |  +--- FUNCTION:
|  |      0:NORMAL FUNCTION
|  |      D:WITH DIODE TYPE
|  |      H:HIGH INSUALTION
|  +--- TYPE:
|      2:DIP TYPE
|      3:SMD TYPE
+--- MODEL NAME

```

SPECIFICATIONS

● COIL RATING

Contact form	Nominal Voltage (VDC)	Max. Operate Voltage (VDC)	Pull-in Voltage (VDC)	Dropout Voltage (VDC)	※Coil Resistance(Ω)	Nominal input power(mW)
1A	5	16	3.75	0.8	500±10%	50
	12	20	9.00	1.0	1000±10%	144
	24	32	18.00	2.0	2150±10%	268
2A	5	11	3.75	0.8	140±10%	179
	12	20	9.00	1.0	500±10%	288
	24	32	18.00	2.0	2150±10%	268
1B	5	6	3.75	0.8	500±10%	50
	12	14.5	9.00	1.0	1000±10%	144
	24	29	18.00	2.0	2150±10%	268
1C	5	11	3.75	0.8	200±10%	125
	12	20	9.00	1.0	500±10%	288
	24	32	18.00	2.0	2150±10%	268

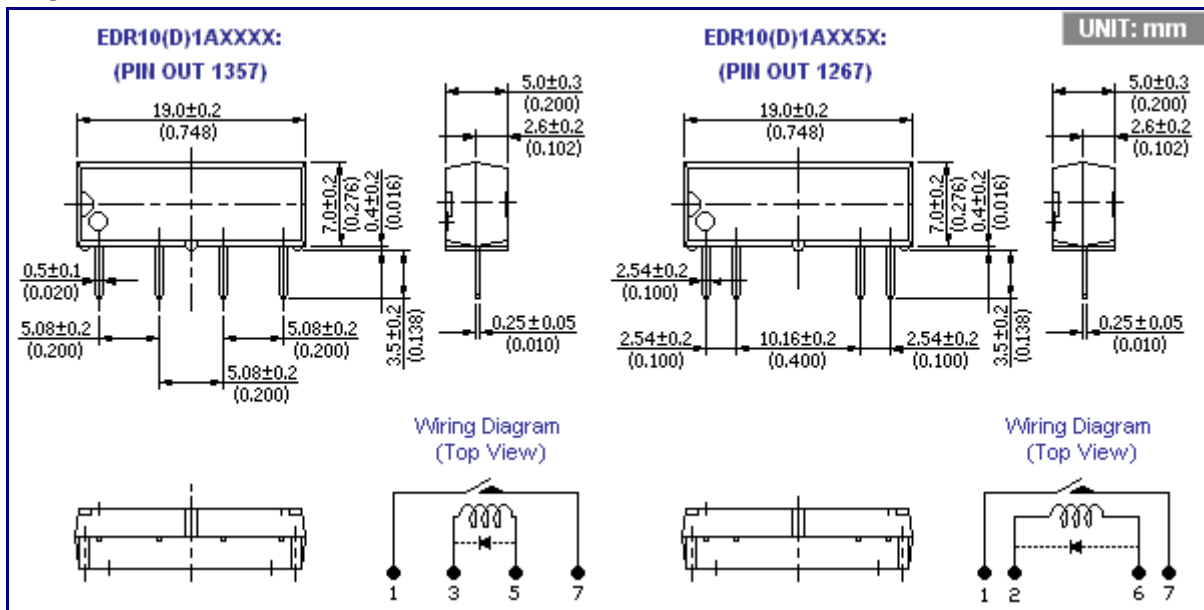
※Special design are available on request.

● CONTACT RATING

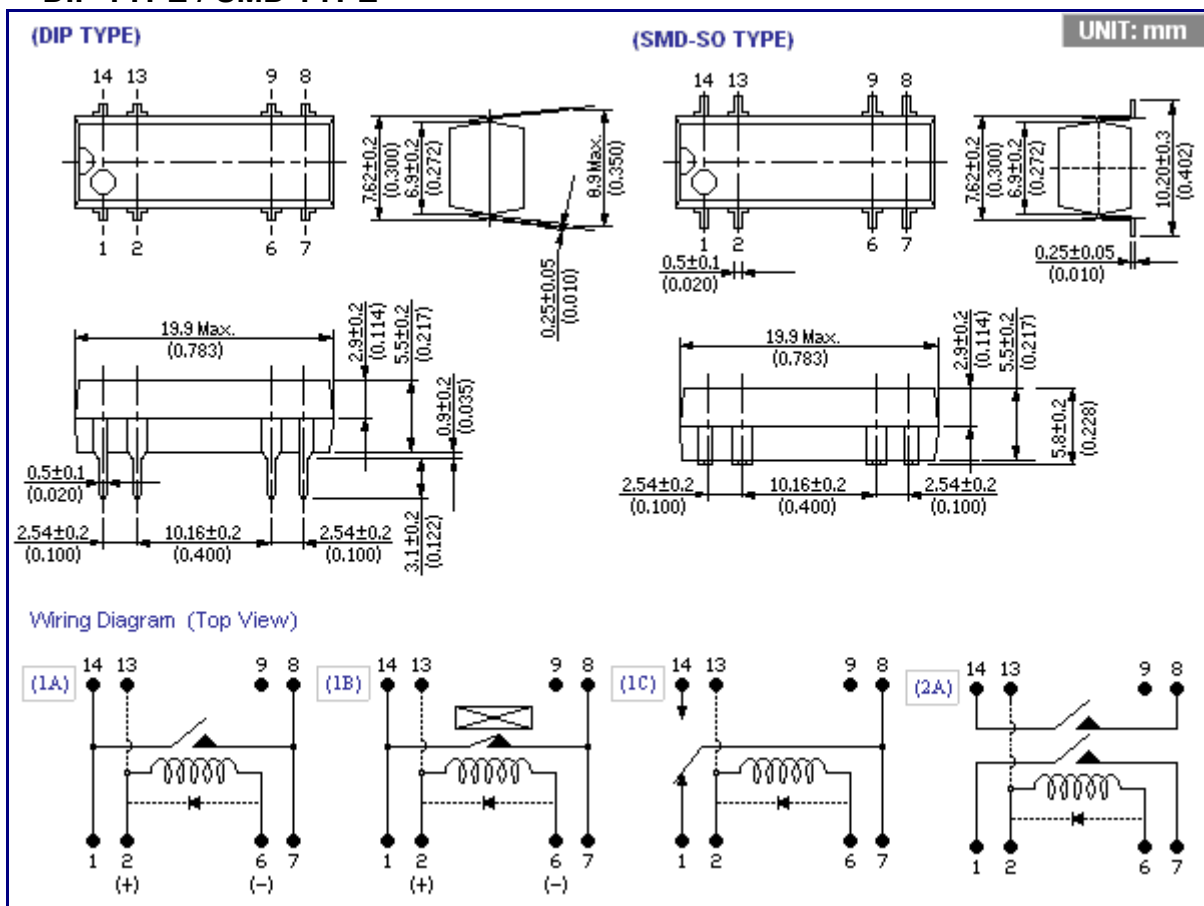
Contact form		1A	2A	1B	1C
Switching current		0.5 ADC Max.	0.5 ADC Max.	0.5 ADC Max.	0.2 ADC Max.
Carry current		1.0 ADC Max.	1.0 ADC Max.	1.0 ADC Max.	0.5 ADC Max.
Switching power		10 VA Max.	10 VA Max.	10 VA Max.	3 VA Max.
Electrical life		1x10 ⁸ (Ref 10VDC,10mA)	1x10 ⁸ (Ref 10VDC,10mA)	1x10 ⁸ (Ref 10VDC,10mA)	5x10 ⁷ (Ref 5VDC,1mA)
Contact resistance		150m Ω Max.	150m Ω Max.	150m Ω Max.	150m Ω Max.
Operate time (including bounce time)		1.0ms Max.	1.0ms Max.	1.0ms Max.	1.5ms Max.
Release time		0.5ms Max.	0.5ms Max.	0.5ms Max.	2.0ms Max.
Maximum voltage		100 VDC Max.	100 VDC Max.	100 VDC Max.	30 VDC Max.
Insulation resistance (at 100 VDC)		10 ¹⁰ Ω Min.	10 ¹⁰ Ω Min.	10 ¹⁰ Ω Min.	10 ⁹ Ω Min.
Dielectric strength	Coil to contact	1400 VDC Min. (General) 4000 VDC Min. (High insulation)	1400 VDC Min.	1400 VDC Min.	1400 VDC Min.
	Across contacts	250 VDC Min.	250 VDC Min.	250 VDC Min.	150 VDC Min.
Temperature range					
Operating temperature		-40°C ~ +85°C	-40°C ~ +85°C	-40°C ~ +85°C	-40°C ~ +85°C
Storage temperature		-55°C ~ +125°C	-55°C ~ +125°C	-55°C ~ +125°C	-55°C ~ +125°C
Shock resistance		30G Min.	30G Min.	30G Min.	30G Min.

DIMENSIONS

SIP TYPE



DIP TYPE / SMD TYPE



HIGH INSULATION TYPE

