

High slope r.f. pentode.

## HEATER

$V_h$	6.3	V
$I_h$	150	mA

## MOUNTING POSITION

Any

**Note** – Direct soldered connections to the leads of this valve must be at least 5mm from the seal and any bending of the leads must be at least 1.5mm from the seal.

## COOLING

In operation this valve may become very hot and to obtain satisfactory life it should be adequately cooled. A suitable method is to mount the valve in a metal clip which conducts the heat away to a suitable heat sink.

## CAPACITANCES

	<i>shielded</i>	<i>unshielded</i>	
$C_{a-g1}$	<0.015	<0.03	pF
$C_{in}$	4.2	4.0	pF
$C_{out}$	3.4	1.9	pF

## CHARACTERISTICS

$V_a$	100	V
$V_{g2}$	100	V
$V_{g1}$	-1.5	V
$I_a$	7.5	mA
$I_{g2}$	2.4	mA
$g_m$	5.0	mA/V
$r_a$	260	k $\Omega$ /V
$V_{g1} (I_a = 10\mu A)$	-9.0	V

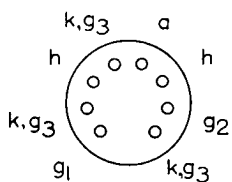
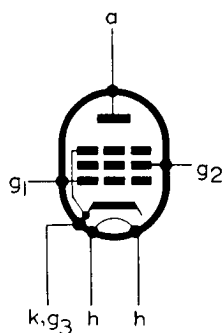
## LIMITING VALUES (absolute ratings)

$V_{a(b)}$ max.	330	V
$V_a$ max.	165	V
$p_a$ max.	1.1	W
$V_{g2(b)}$ max.	310	V
$V_{g2}$ max.	155	V
$p_{g2}$ max.	550	mW
$-V_{g1}$ max.	55	V
$I_k$ max.	16.5	mA
$V_{h k}$ max.	200	V

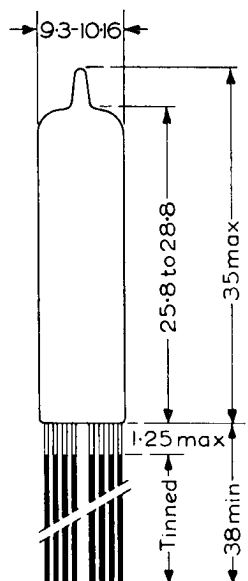
# EF732

## SUBMINIATURE R.F. PENTODE

High slope r.f. pentode.



B8D/F Base



4071

All dimensions in mm