

MINIATURE R.F. PENTODE

EF91

Single-ended R.F. pentode with high mutual conductance and sharp cut-off.

HEATER

V_h	6.3	V
I_h	0.3	A

CAPACITANCES

c_{in}	7.0	μF
c_{out}	2.0	μF
c_{a-g1}	<0.008	μF

OPERATING CONDITIONS

V_a	250	V
V_{g2}	250	V
V_{g3}	0	V
V_{g1}	-2.0	V
I_a	10	mA
I_{g2}	2.55	mA
S_m	7.65	mA/V
r_a	1.0	M Ω
μ_{g1-g2}	70	
Equivalent Noise Resistance	1200	Ω
Input Damping (at 40 Mc/s)	5000	Ω

LIMITING VALUES

$V_a(b)$ max	550	V
V_a max	300	V
w_a max	2.5	W
$V_{g2(b)}$ max	550	V
V_{g2} max	300	V
w_{g2} max	0.65	W
I_k max	15	mA
V_{g1} ($I_{g1}=+0.3\mu A$)	-1.3	V
V_{g3} ($I_{g3}=+0.3\mu A$)	-1.3	V
R_{g1} max	1.0	M Ω
V_h-k max	50	V

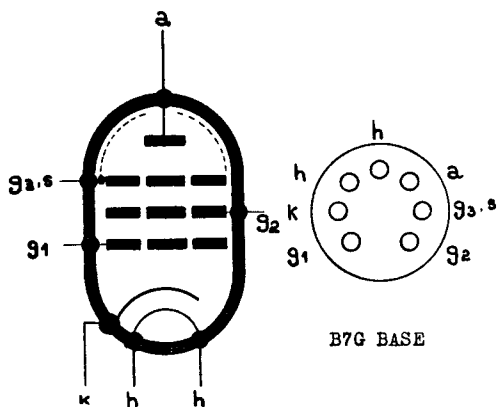


EF91

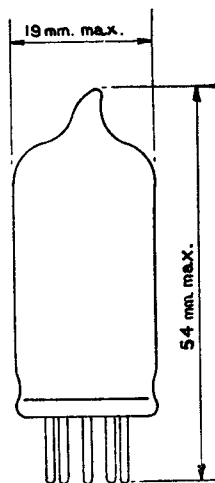
MINIATURE R.F. PENTODE

Single-ended R.F. pentode with high mutual conductance and sharp cut-off.

ARRANGEMENT OF ELECTRODES AND BASE CONNECTIONS



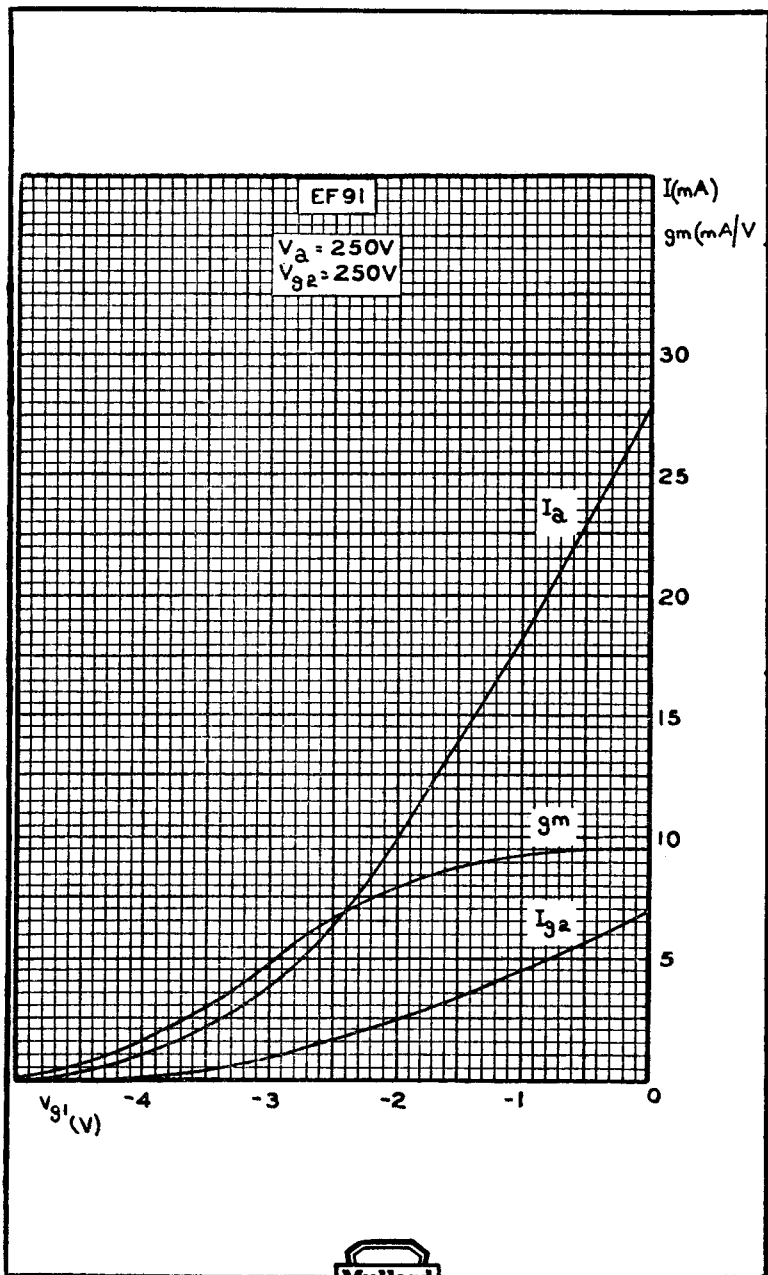
DIMENSIONS



MINIATURE R.F. PENTODE

EF91

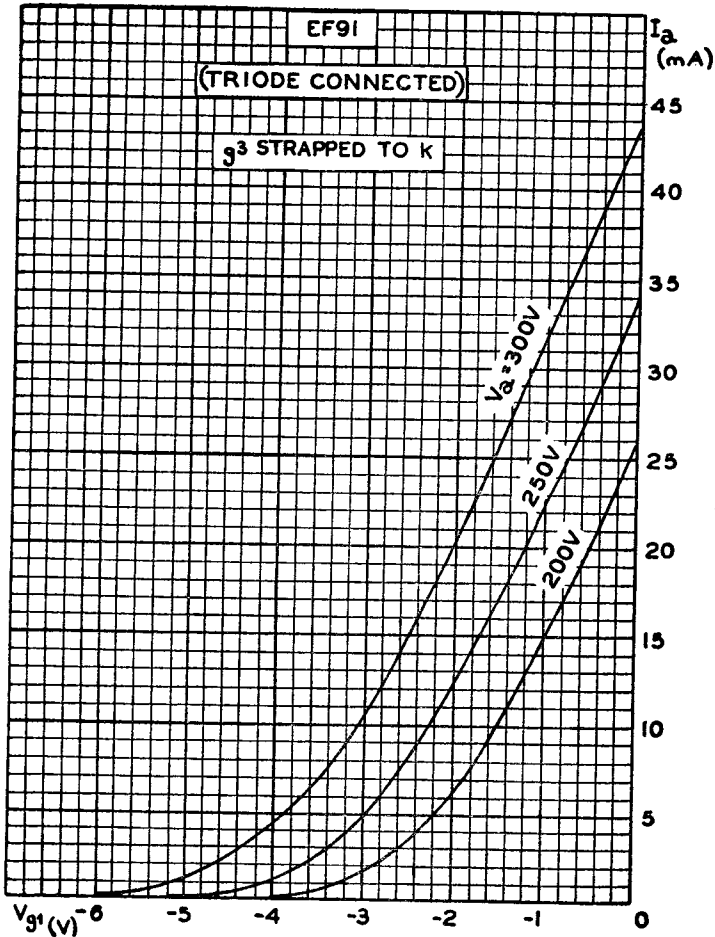
Single-ended R.F. pentode with high mutual conductance and sharp cut-off.



EF91

MINIATURE R.F. PENTODE

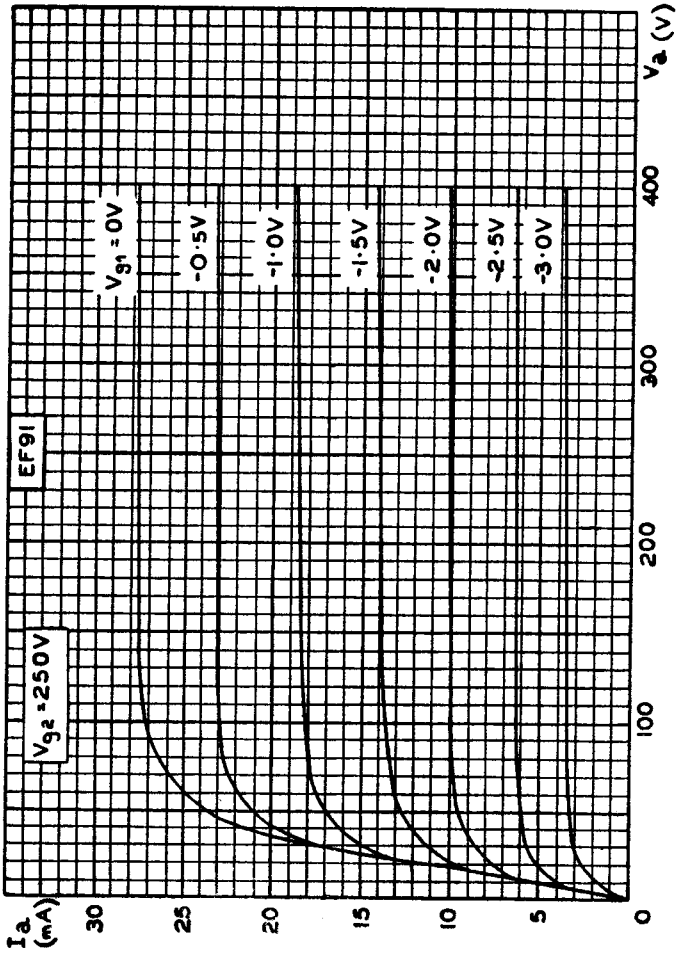
Single-ended R.F. pentode with high mutual conductance and sharp cut-off.



MINIATURE R.F. PENTODE

EF91

Single-ended R.F. pentode with high mutual conductance and sharp cut-off.



EF91

MINIATURE R.F. PENTODE

Single-ended R.F. pentode with high mutual conductance and sharp cut-off.

