

EFMAF210 thru EFMAF280

Surface Mount Glass Passivated Super Fast Rectifiers
Reverse Voltage 50 to 600V Forward Current 2.0A

FEATURES

- * Plastic package has Underwriters Laboratory Flammability Classification 94V-0
- * High temperature metallurgically bonded construction
- * For use in high frequency rectifier circuits
- * Fast switching for high efficiency
- * Cavity-free glass passivated junction
- * Capable of meeting environmental standards of MIL-S-19500
- * 1.0 A operation at TC=75°C with no thermal runaway
- * Typical IR less than 1.0μA
- * High temperature soldering guaranteed: 260°C/10 seconds

Mechanical Data

Case: JEDEC SMA-FL, molded plastic over glass die

Terminals: Plated leads, solderable per MIL-STD-750, Method 2026

Polarity: Color band denotes cathode end

Mounting Position Any

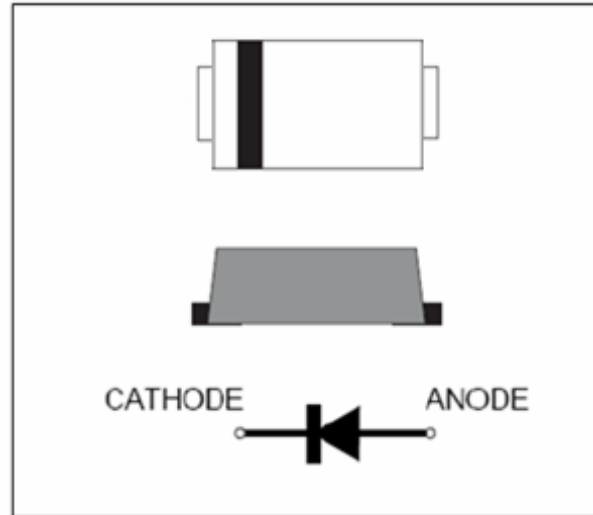
Weight: 0.0327 g

Handling precaution None

1. Electrical Characteristic

Maximum & Thermal Characteristics Ratings at 25°C ambient temperature unless otherwise specified.

Parameter Symbol	symbol	EFMAF 210	EFMAF 220	EFMAF 230	EFMAF 240	EFMAF 250	EFMAF 260	EFMAF 270	EFMAF 280	Unit
Making		EF21	EF22	EF23	EF24	EF25	EF26	EF27	EF28	
Maximum repetitive peak reverse voltage	V_{RRM}	50	100	150	200	300	400	500	600	V
Maximum RMS voltage	V_{RMS}	35	70	105	140	210	280	350	420	V
Maximum DC blocking voltage	V_{DC}	50	100	150	200	300	400	500	600	V
Maximum average forward rectified current lead length at $T_c = 75^\circ\text{C}$	$I_F(AV)$	2.0								A
Peak forward surge current 8.3ms single half sine-wave superimposed on rated load (JEDEC Method)	I_{FSM}	60								A
Typical thermal resistance (Note 2)	$R_{\theta JA}$ $R_{\theta Jc}$	150 25								$^\circ\text{C/W}$
Operating junction and storage temperature range	TJ, TSTG	-50 to +150								$^\circ\text{C}$



We declare that the material of product is Halogen free (green epoxy compound)

Electrical Characteristics Ratings at 25°C ambient temperature unless otherwise specified.

Parameter Symbol	symbol	EFMAF 210	EFMAF 220	EFMAF 230	EFMAF 240	EFMAF 250	EFMAF 260	EFMAF 270	EFMAF 280	Unit	
Maximum instantaneous forward voltage at 2.0A	V_F	0.95			1.25		1.7			V	
Maximum DC reverse current $T_A = 25^\circ\text{C}$ at rated DC blocking voltage $T_J = 125^\circ\text{C}$	IR	5.0				100					μA
Typical reverse recovery time (Note 1)	t_{rr}	35									ns
Typical junction capacitance at 4.0V, 1MHz	CJ	15.0									PF

NOTES:

1. $I_F = 0.5\text{A}$, $I_R = 1.0\text{A}$, $I_{RR} = 0.25\text{A}$
2. 8.0mm² (.013mm thick) land areas

EFMAF210 thru EFMAF280

2. Ratings and Characteristic Curves (TA = 25°C unless otherwise noted)

Fig. 1 - Forward Current Derating Curve

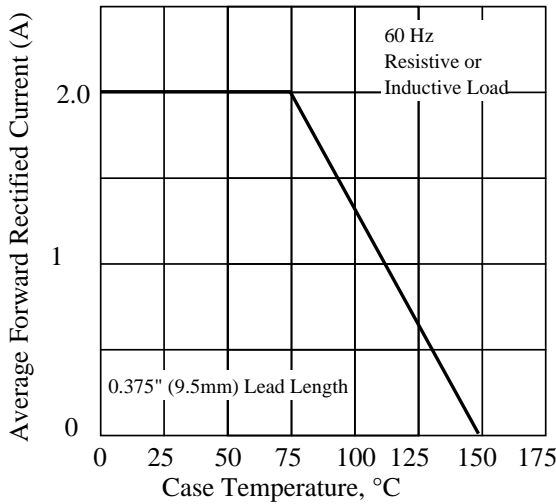


Fig. 2 - Maximum Non-repetitive Peak Forward Surge Current

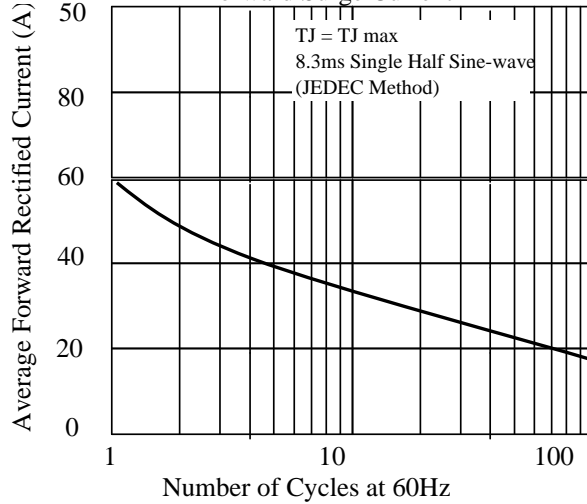


Fig 3. - Typical Instantaneous Forward Characteristics

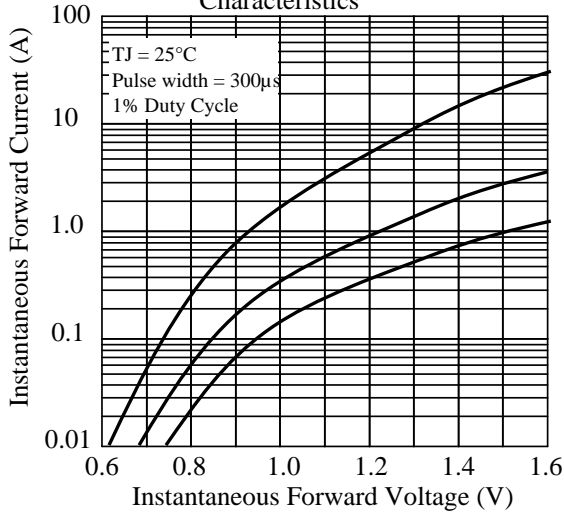


Fig 4. - Typical Reverse Characteristics

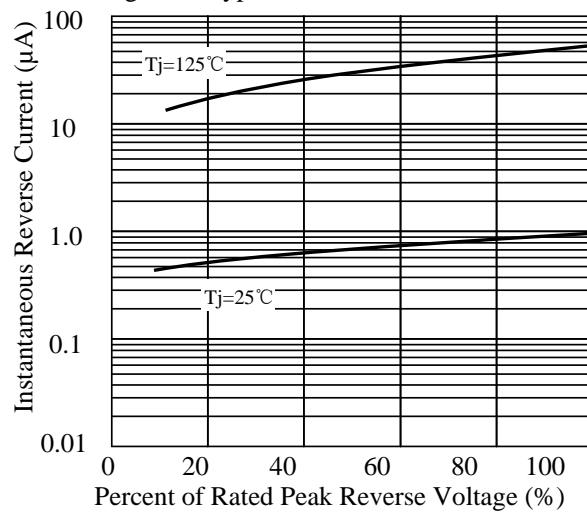


Fig 5. - typical transient thermal impedance

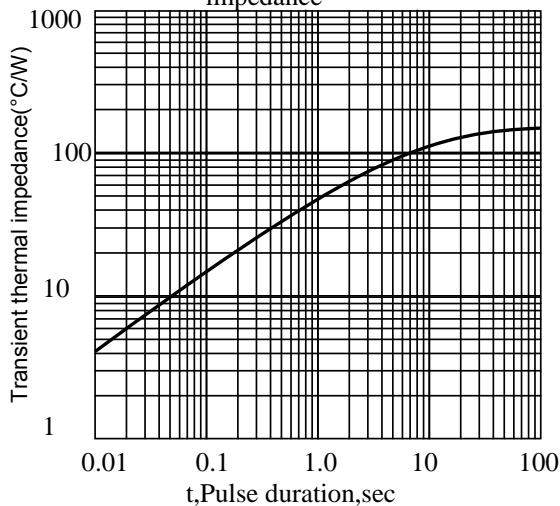
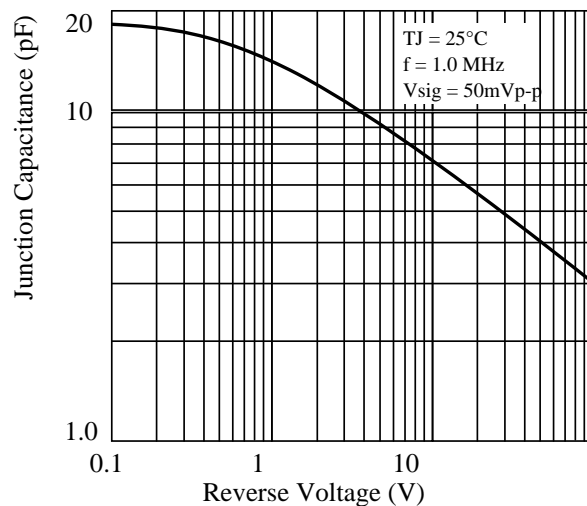


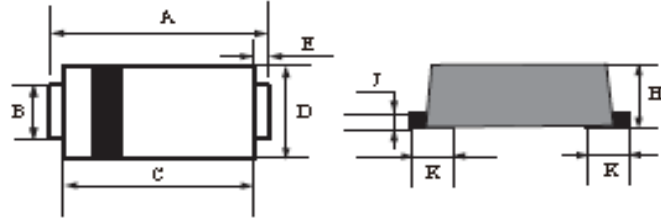
Fig 6. - Typical Junction Capacitance



EFMAF210 thru EFMAF280

3. dimension:

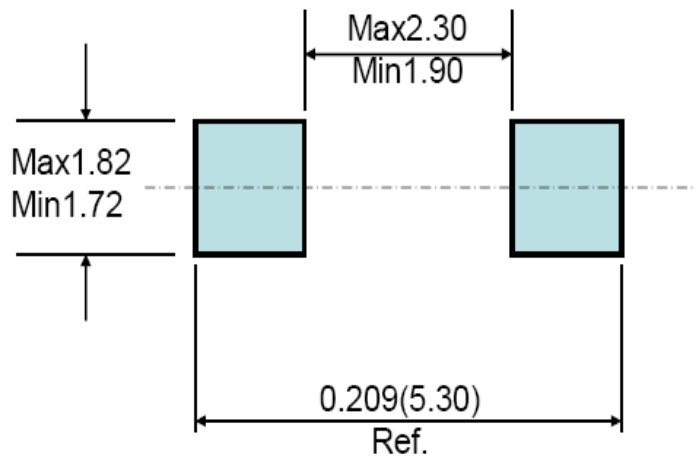
SMA-FL



DIM	MILLIMETERS		INCHES	
	MIN	MAX	MIN	MAX
A	4.4	4.8	0.173	0.189
B	1.3	1.5	0.051	0.059
C	3.3	3.7	0.130	0.146
D	2.3	2.7	0.091	0.106
E	0.90Typ		0.035Typ	
H	0.9	1.2	0.036	0.047
J	0.11	0.21	0.005	0.009

Mounting Pad Layout

SMA-FL



EFMAF240: EF---超快速二极管; M---SM贴片产品; AF---SMA-FL封装; 2---IF=2A; 04---VB=200V;

5.1 、 SMD Packing Reel Spec & Packing Quantity

5.1.1 Reel Packing

A. Reel Spec



unit: mm

SPEC	A	B	C	W	Quantity/Reel
SMA-FL 7" reel	177.0±2.0	54.0±0.5	13.0±0.5	13.2±0.2	3K
TO277 13" reel	330.0±2.0	75.0±0.5	13.0±0.5	13.2±0.2	5K
SOD123FL 7" reel	177.0±2.0	50.0±0.5	13.0±0.5	9.4±1.5	3K
SOD323HE 7" reel	177.0±2.0	50.0±0.5	13.0±0.5	9.4±1.5	3K
SMB-FL 13" reel	330.0±2.0	75.0±0.5	13.0±0.5	13.2±0.2	5K

B. 13" reel packing box



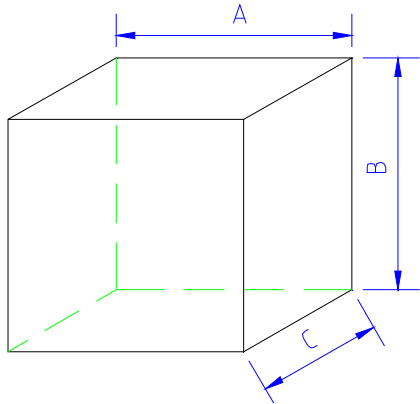
unit: mm

size	A	B	C
	335±5.0	335±2.0	40±1.0

as per above packing

Spec	Q' ty/Box
TO277 13" reel	10K
SMB-FL 13" reel	10K

C. 7" reel packing box



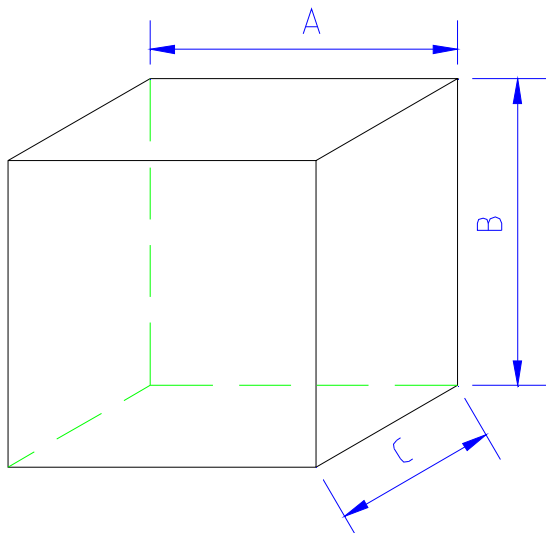
unit: mm

	A	B	C
SMA-FL			
SOD123FL			
SOD323HE	186±2.0	139±2.0	185±2.0

as per above packing

	Q' ty/Box
SMA-FL	30K
SOD123FL	30K
SOD323HE	30K

D. reel packing carton



unit: mm

	A	B	C
size	350±2.0	340±2.0	350±2.0

as per above packing

Spec	Q' ty/Carton
TO277 13" reel	80K
SMB-FL 13" reel	80K

unit: mm

	A	B	C
SMA-FL			
SOD123FL			
SOD323HE	455±2.0	400±2.0	410±2.0

as per above packing

Spec	Q' ty/Carton
SMA-FL 7" reel	360K
SOD123-FL 7" reel	360K
SOD323HE 7" reel	360K

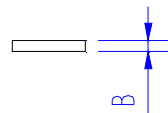
5.1.2 Tape Spec

A. Cover Tape

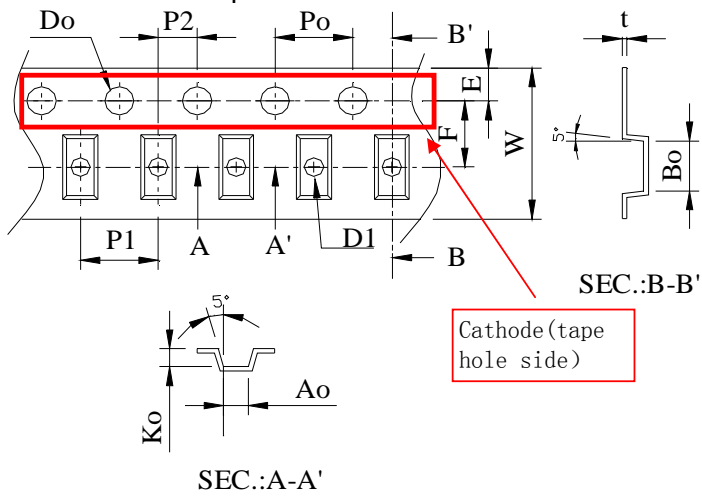


unit: mm

	A	B
SMA-FL SMB-FL TO277	9.5±0.10	0.062±0.007
SOD123FL SOD323HE	5.4±0.10	



B. Carrier Tape



Item	SOD323HE	SOD123FL	SMA-FL	SMB-FL	TO277
W	8±0.3	8±0.3	12±0.3	12±0.3	12±0.3
P1	4±0.1	4±0.1	4±0.1	8±0.1	8±0.1
E	1.75±0.1	1.75±0.1	1.75±0.1	1.75±0.1	1.75±0.1
F	3.5±0.05	3.5±0.05	5.5±0.05	5.5±0.05	5.5±0.05
D0	1.55±0.05	1.55±0.05	1.55±0.05	1.55±0.05	1.55±0.05
D1	1.1±0.1	1.1±0.1	1.5±0.1	1.55±0.05	1.5±0.1
P0	4±0.1	4±0.1	4±0.1	4±0.1	4±0.1
P2	2±0.05	2±0.05	2±0.05	2±0.05	2±0.05
10P0	40±0.2	40±0.2	40±0.2	40±0.2	40±0.2
A0	1.45±0.1	1.95±0.1	2.83±0.1	3.8±0.1	4.3±0.1
B0	2.75±0.1	3.95±0.1	4.75±0.1	5.75±0.1	6.8±0.1
K0	0.80±0.1	1.30±0.1	1.42±0.1	1.4±0.1	1.35±0.1
T	0.25±0.05	0.25±0.05	0.25±0.05	0.25±0.05	0.25±0.05

Title:

Power Diode SMD Package Packing Spec

DOC NO.: WI-258

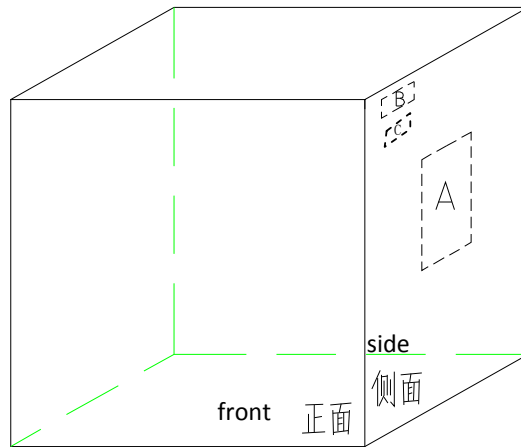
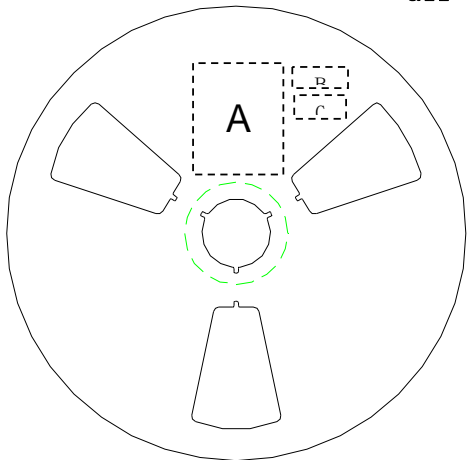
Version: 5 Modification: 0

Page: 5

5.2、SMD Power Diode General Packing Spec

A. 7" reel

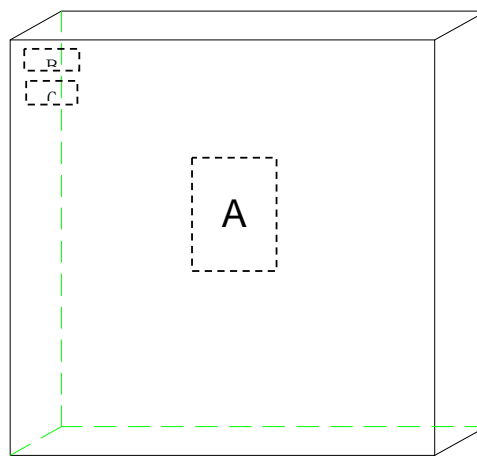
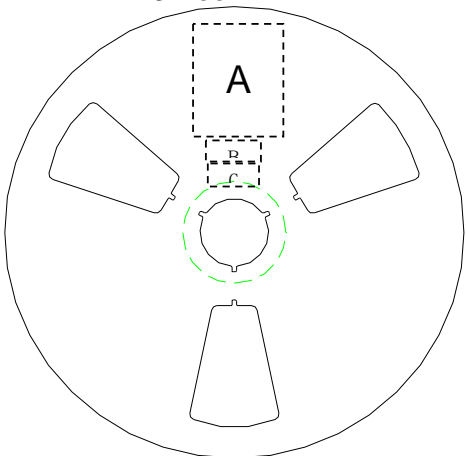
all labels will be at cathode side of reel ;



A:LRC label;

B:Environment Label C:Halide free label

B. 13" reel



A:LRC label;

B:Environment Labe C:Halide free label

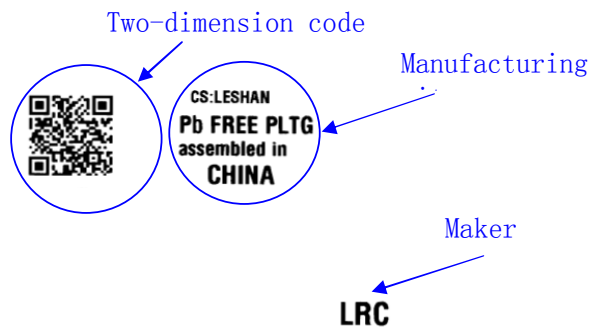
C. Tape lead: face anode side of the reel, upper side is the tape lead position. All labels are at cathode side of the reel.



标题: Power Diode SMD Package Packing Spec	DOC NO.: WI-258
	Version: 5 Modification: 0
	Page: 6

C. Label Content :
LRC Label

P/N → (1P) LPN: SM140A
 Lot No. → (1T) LOT: 140106049X
 Date code → (9D) DTE: 1403
 Quantity → (Q) QTY: 10000



lot: 140106049X: 140106---2014/1/6; 049----lot number:49; X: product code



EFMAF210 thru EFMAF280

4. Update Record

版次	更新记录	更新作者	更新日期
1	第一版	周杰	2014.04.24