


# KXF Series

- For LED light circuits and other long life applications
- Rated voltage range : 160 to 450 V<sub>dc</sub> , Capacitance range : 5.6 to 68μF
- Endurance with ripple current : 15,000 to 20,000 hours at 105°C
- Non solvent resistant type
- RoHS2 Compliant

KXF

↑ Longer life  
KXE

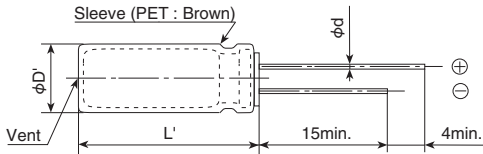


## SPECIFICATIONS

Items	Characteristics		
Category	-40 to +105°C		
Temperature Range	-40 to +105°C		
Rated Voltage Range	160 to 450V <sub>dc</sub>		
Capacitance Tolerance	±20% (M) (at 20°C, 120Hz)		
Leakage Current	After 1 minute	After 5 minutes	
	I=0.04CV+100	I=0.02CV+25	
	Where, I : Max. leakage current (μA), C : Nominal capacitance (μF), V : Rated voltage (V) (at 20°C)		
Dissipation Factor (tan δ)	Rated voltage (V <sub>dc</sub> )	160 to 450V	
	tan δ (Max.)	0.24	(at 20°C, 120Hz)
Low Temperature Characteristics (Max. Impedance Ratio)	Rated voltage (V <sub>dc</sub> )	160 to 250V	400, 450V
	Z(-25°C)/Z(+20°C)	3	6
	Z(-40°C)/Z(+20°C)	8	10
	(at 120Hz)		
Endurance	The following specifications shall be satisfied when the capacitors are restored to 20°C after subjected to DC voltage with the rated ripple current is applied (the peak voltage shall not exceed the rated voltage) for 20,000 hours (15,000 hours for φ10×12.5L) at 105°C.		
	Capacitance change	≤ ±30% of the initial value	
	D.F. (tan δ)	≤300% of the initial specified value	
	Leakage current	≤The initial specified value	
Shelf Life	The following specifications shall be satisfied when the capacitors are restored to 20°C after exposing them for 1,000 hours at 105°C without voltage applied. Before the measurement, the capacitor shall be preconditioned by applying voltage according to Item 4.1 of JIS C 5101-4.		
	Capacitance change	≤ ±30% of the initial value	
	D.F. (tan δ)	≤300% of the initial specified value	
	Leakage current	≤500% of the initial specified value	

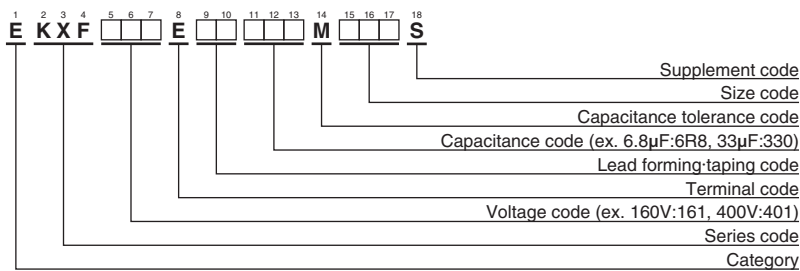
## DIMENSIONS [mm]

- Terminal Code : E



φD	10	12.5	16	18
φd	0.6	0.6	0.8	0.8
F	5.0	5.0	7.5	7.5
φD'	φD+0.5max.			
L'	L+1.5max.			

## PART NUMBERING SYSTEM



Please refer to "Product code guide (radial lead type)"

## RATED RIPPLE CURRENT MULTIPLIERS

- Frequency Multipliers

Capacitance(μF)	Frequency(Hz)			
	120	1k	10k	100k
5.6 ~ 68	1.00	1.75	2.25	2.50

The endurance of capacitors is reduced with internal heating produced by ripple current at the rate of halving the lifetime with every 5°C rise. When long life performance is required in actual use, the rms ripple current has to be reduced.



## KXF Series

### ◆STANDARD RATINGS

WV (V <sub>dc</sub> )	Cap (μF)	Case size φD×L(mm)	tan δ	Rated ripple current (mA <sub>rms</sub> /105°C, 120Hz)	Part No.
160	22	10×12.5	0.24	121	EKXF161E□□220MJC5S
	33	10×16	0.24	158	EKXF161E□□330MJ16S
200	18	10×12.5	0.24	113	EKXF201E□□180MJC5S
	27	10×16	0.24	149	EKXF201E□□270MJ16S
250	10	10×12.5	0.24	90	EKXF251E□□100MJC5S
	12	10×12.5	0.24	97	EKXF251E□□120MJC5S
	18	10×16	0.24	129	EKXF251E□□180MJ16S
400	5.6	10×12.5	0.24	64	EKXF401E□□5R6MJC5S
	8.2	10×16	0.24	88	EKXF401E□□8R2MJ16S
450	6.8	10×16	0.24	62	EKXF451E□□6R8MJ16S
	8.2	10×16	0.24	88	EKXF451E□□8R2MJ16S
	10	10×20	0.24	92	EKXF451E□□100MJ20S
	15	12.5×20	0.24	140	EKXF451E□□150MK20S
	22	12.5×25	0.24	240	EKXF451E□□220MK25S
	27	16×20	0.24	305	EKXF451E□□270ML20S
	33	16×25	0.24	392	EKXF451E□□330ML25S
	33	18×20	0.24	312	EKXF451E□□330MM20S
	47	18×25	0.24	480	EKXF451E□□470MM25S
68	18×31.5	0.24	520	EKXF451E□□680MMN3S	

□□ : Enter the appropriate lead forming or taping code.