

# EL - 55L

The EL - 55L is a high - power GaAs IRED mounted in a clear plastic package. This LED emits infrared light through two plastic lenses on both sides of the package is ideally suited for use with VTR tape - end sensors.

### FEATURES

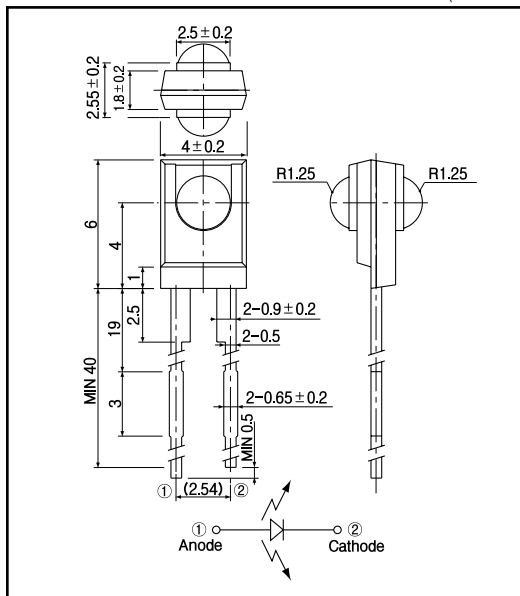
- Compact
- Low profile package
- Low - cost
- Sidelooking plastic package
- Long - lead type

### APPLICATIONS

- VTR type - end sensor

### DIMENSIONS

(Unit : mm)



### MAXIMUM RATINGS

(Ta=25 )

Item	Symbol	Rating	Unit
Reverse voltage	$V_R$	5	V
Forward current	$I_F$	50	mA
Pulse forward current <sup>*1</sup>	$I_{FP}$	1	A
Power dissipation	$P_D$	75	mW
Operating temp.	$T_{opr.}$	- 25 ~ + 85	
Storage temp.	$T_{stg.}$	- 30 ~ + 85	
Soldering temp. <sup>*2</sup>	$T_{sol.}$	260	

\*1. pulse width :  $t_w$  100  $\mu$ sec, period :  $T=10$ msec.

\*2. For MAX.5 seconds at the position of 2 mm from the package

### ELECTRO-OPTICAL CHARACTERISTICS

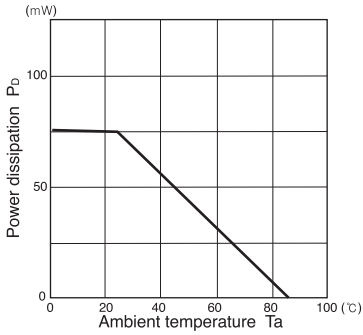
(Ta=25 )

Item	Symbol	Conditions	Min.	Typ.	Max.	Unit.
Forward voltage	$V_F$	$I_F=50$ mA		1.3	1.5	V
Reverse current	$I_R$	$V_R=5$ V			10	$\mu$ A
Capacitance	$C_t$	$f=1$ MHz		25		pF
Radiant intensity	$P_D$	$I_F=20$ mA	0.7	2.0		mW/sr
Peak emission wavelength	$\lambda_p$	$I_F=20$ mA		940		nm
Spectral bandwidth 50%		$I_F=20$ mA		50		nm
Half angle			-	-	-	deg.

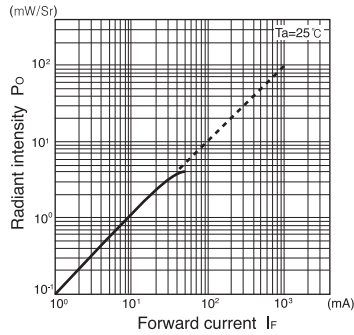
# Infrared Emitting Diodes(GaAs)

EL - 55L

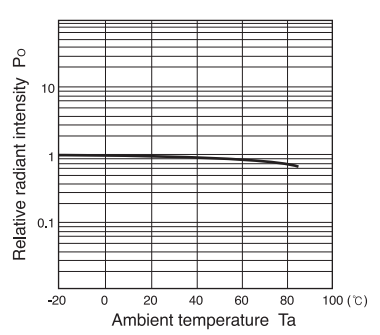
**Power dissipation Vs. Ambient temperature**



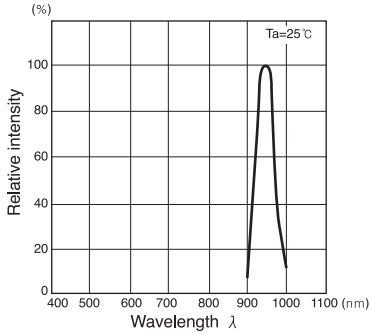
**Radiant intensity Vs. Forward current**



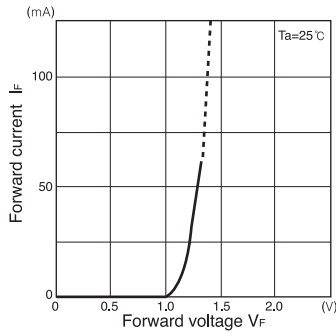
**Relative radiant intensity Vs. Ambient temperature**



**Relative intensity Vs. Wavelength**



**Forward current vs. Forward voltage**



**Radiant Pattern**

