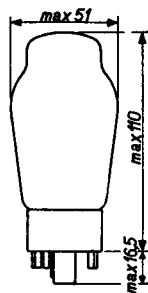
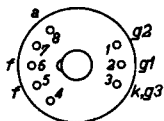
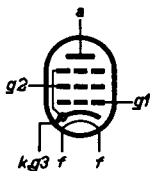


OUTPUT PENTODE
 PENTHODE DE SORTIE
 ENDPENTHODE

Heating: indirect by A.C.;
 parallel supply
 Chauffage: indirect par C.A.;
 alimentation en pa-
 rallèle
 Heizung: indirekt durch
 Wechselstrom;
 Parallelspeisung

$V_f = 6,3 \text{ V}$
 $I_f = 0,9 \text{ A}$

Dimensions in mm
 Dimensions en mm
 Abmessungen in mm



Capacities
 Capacités
 Kapazitäten

$C_{ag1} < 0,8 \text{ pF}$

Operating characteristics class A
 Caractéristiques d'utilisation classe A
 Betriebsdaten Klasse A

Va	=	250 V
Vg2	=	250 V
Vg1	=	-6 V
Rk	=	150 Ω
Ia	=	36 mA
Ig2	=	4 mA
S	=	9 mA/V
Ri	=	50 k Ω
Ra	=	7 k Ω
μ_{g2g1}	=	25
Wo (d _{tot} = 10%)	=	4,5 W
Vi (d _{tot} = 10%)	=	4,2 V _{eff}
Vi (Wo = 50 mW)	=	0,33 V _{eff}

Operating characteristics class AB
 Caractéristiques d'utilisation classe AB
 Betriebsdaten Klasse AB

Va	=	250	V
Vg2	=	250	V
Rk	=	140	Ω
Raa	=	10	k Ω
Vi	=	0 — 6,7	V _{eff}
Ia	=	2x24 — 2x28,5	mA
Ig2	=	2x2,8 — 2x4,6	mA
Wo	=	0 — 8,2	W
d _{tot}	=	- — 3,1	%

Limiting values
 Caractéristiques limites
 Grenzdaten

Va _o	=max.	550 V	Wg2 (Vi = 0 V)	=max.	1,2 W
Va	=max.	250 V	Wg2 (Wo = max.)	=max.	2,5 W
Wa	=max.	9 W	Vg1 (Ig1 = +0,3 μ A)	=max.	-1,3 V
Vg2 _o	=max.	550 V	Rg1	=max.	1 M Ω
Vg2	=max.	275 V	Rfk	=max.	5 k Ω
Ik	=max.	55 mA	Vfk	=max.	50 V

PHILIPS



*Electronic
Tube*

HANDBOOK

page	EL11 sheet	date
1	1	1948.09.16
2	2	1948.09.16
3	FP	1999.07.02