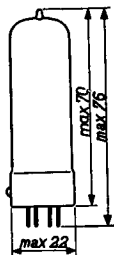
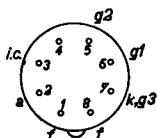
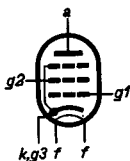


OUTPUT PENTODE  
PENTHODE DE SORTIE  
ENDPENTHODE

Heating: indirect by A.C. or D.C.;  
parallel supply  
Chauffage: indirect par C.A. ou C.C.;  
alimentation en parallèle  $V_f = 6,3 \text{ V}$   
Heizung: indirekt durch Wechsel-  
oder Gleichstrom;  $I_f = 0,71 \text{ A}$   
Parallelspeisung

Dimensions in mm  
Dimensions en mm  
Abmessungen in mm



Base, culot, Sockel: Rimlock

Capacitances  
Capacités  
Kapazitäten

$C_a = 7,8 \text{ pF}$   
 $C_{g1} = 10,2 \text{ pF}$   
 $C_{ag1} < 1 \text{ pF}$   
 $C_{g1f} < 0,15 \text{ pF}$

Operating characteristics class A  
 Caractéristiques d'utilisation classe A  
 Betriebsdaten Klasse A

$V_a$	=	250 V
$V_{g2}$	=	250 V
$R_k$	=	170 $\Omega$
$I_a$	=	36 mA
$I_{g2}$	=	5,2 mA
$S$	=	10 mA/V
$R_i$	=	40 k $\Omega$
$R_a$	=	7 k $\Omega$
$W_o$ ( $d_{tot} = 10\%$ )	=	3,9 W
$V_i$ ( $d_{tot} = 10\%$ )	=	3,8 $V_{eff}$
$W_o$ ( $I_{g1} = +0,3 \mu A$ )	=	4,8 W
$V_i$ ( $W_o = 50$ mW)	=	0,32 $V_{eff}$
$\mu g_{2g1}$	=	22

Operating characteristics class AB  
 Caractéristiques d'utilisation classe AB  
 Betriebsdaten Klasse AB

$V_a$	=	250	V
$V_{g2}$	=	250	V
$R_k$	=	85	$\Omega$
$R_{aa}$	=	7	k $\Omega$
$V_i$	=	0	5,6 $V_{eff}$
$I_a$	=	2x36	2x39,5 mA
$I_{g2}$	=	2x5,2	2x8 mA
$W_o$	=	0	9,4 W
$d_{tot}$	=	-	4,6 %

Operating conditions class A in triode connection  
(g2 connected to anode)

Caractéristiques d'utilisation classe A en connexion  
triode (g2 reliée à l'anode)

Betriebsdaten Klasse A in Triodenschaltung (g2 ver-  
bunden mit Anode)

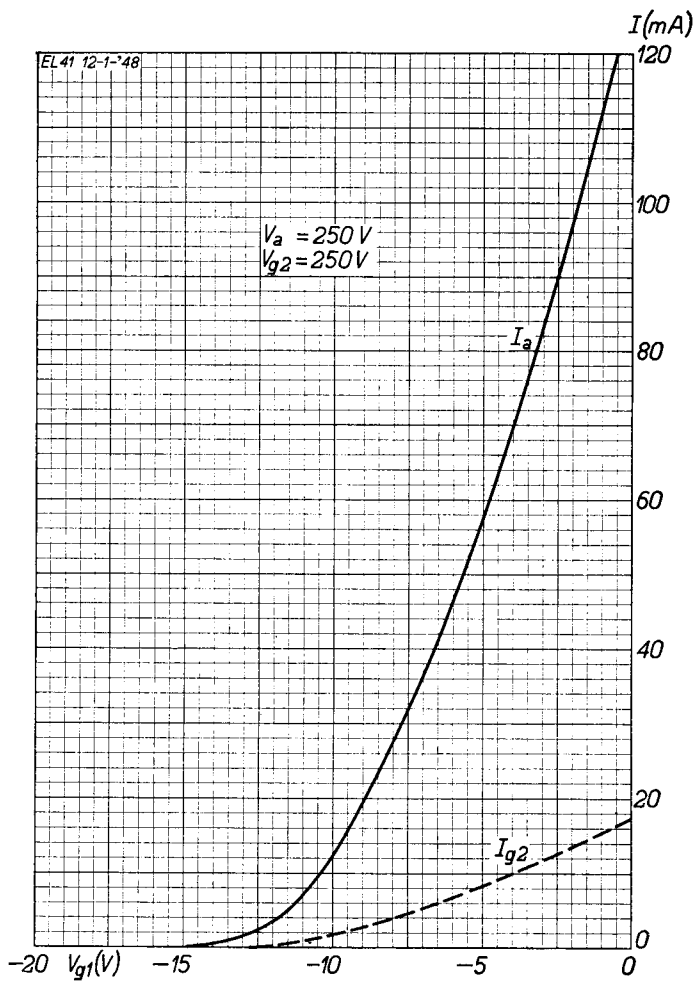
$V_a = V_{g2}$	=	250 V
$R_k$	=	250 $\Omega$
$R_a$	=	3,5 k $\Omega$
$I_a + I_{g2}$	=	33 mA
$W_o$	=	1,55 W
$V_i$	=	6 V <sub>eff</sub>
d	=	8 %

Limiting values

Caractéristiques limites

Grenzdaten

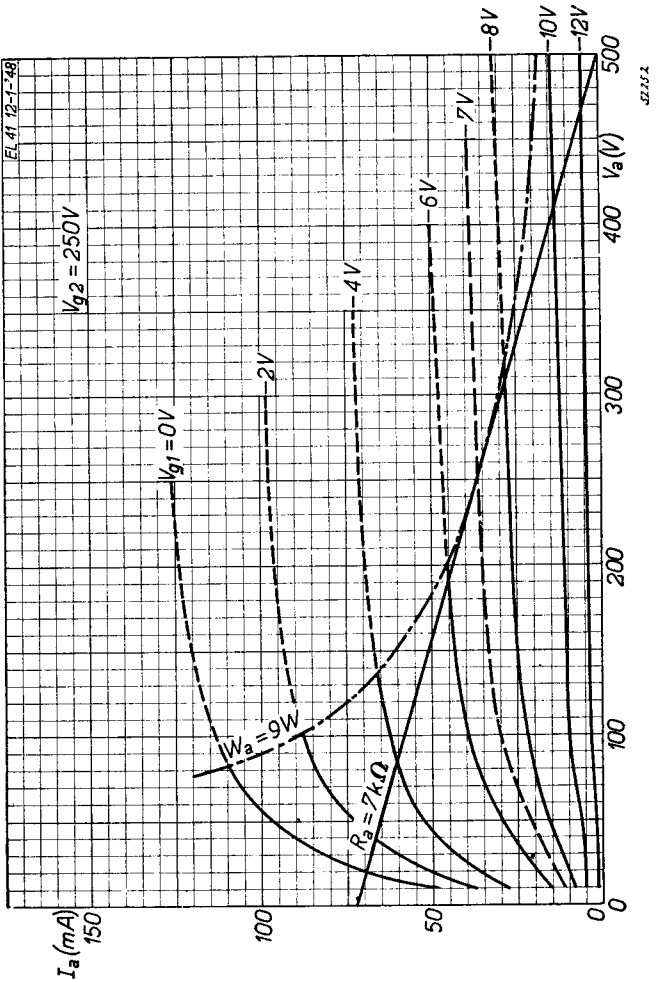
$V_{a_o}$	= max.	550 V
$V_a$	= max.	300 V
$W_a$	= max.	9 W
$V_{g2_o}$	= max.	550 V
$V_{g2}$	= max.	300 V
$W_{g2} (V_i = 0)$	= max.	1,4 W
$W_{g2} (W_o = \text{max.})$	= max.	3,3 W
$I_k$	= max.	55 mA
$V_{g1} (I_{g1} = +0,3\mu\text{A})$	= max.	-1,3 V
$R_{g1}$	= max.	1 M $\Omega$
$V_{fk}$	= max.	100 V
$R_{fk}$	= max.	20 k $\Omega$

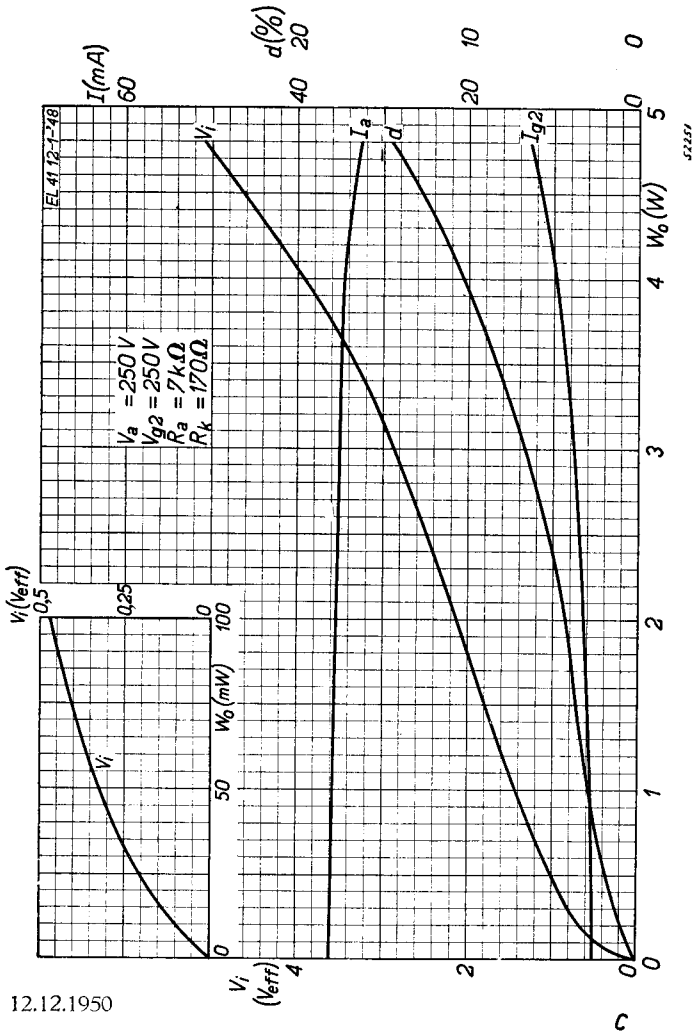


51153

EL 41

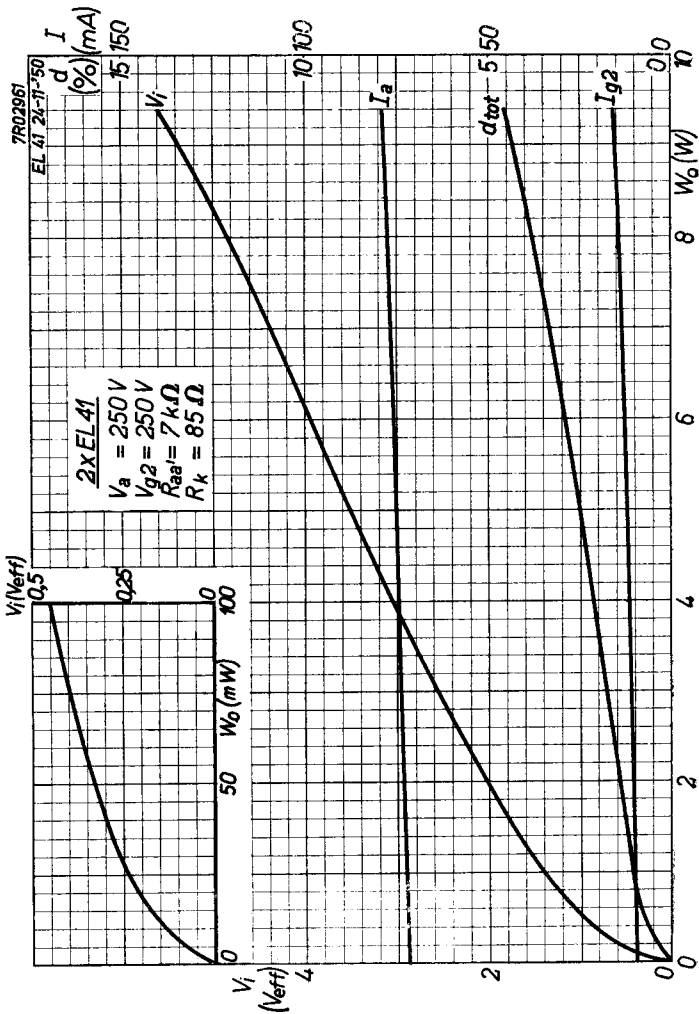
PHILIPS

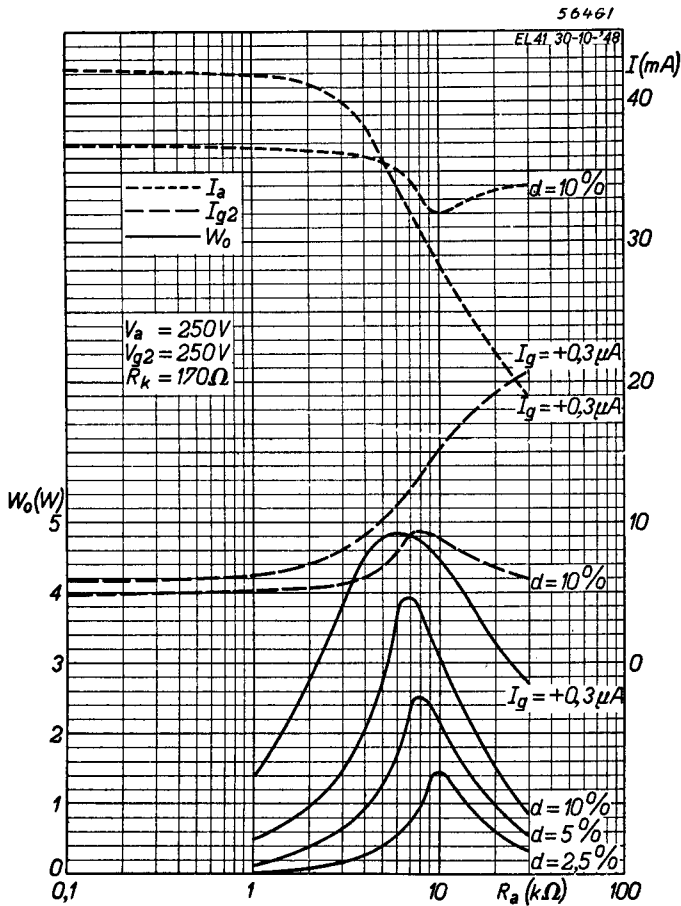




55257

12.12.1950

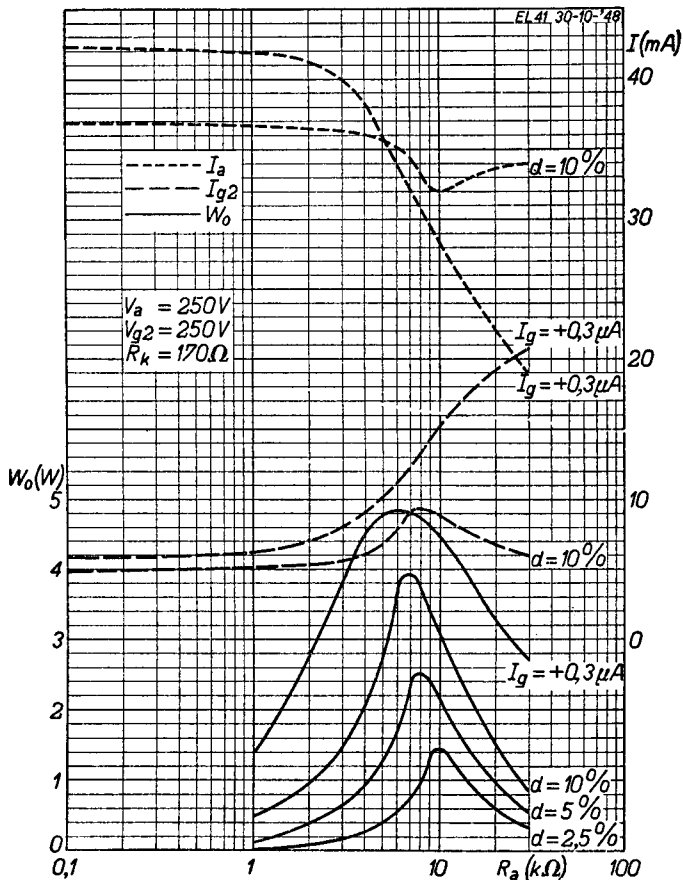
**EL 41****PHILIPS**

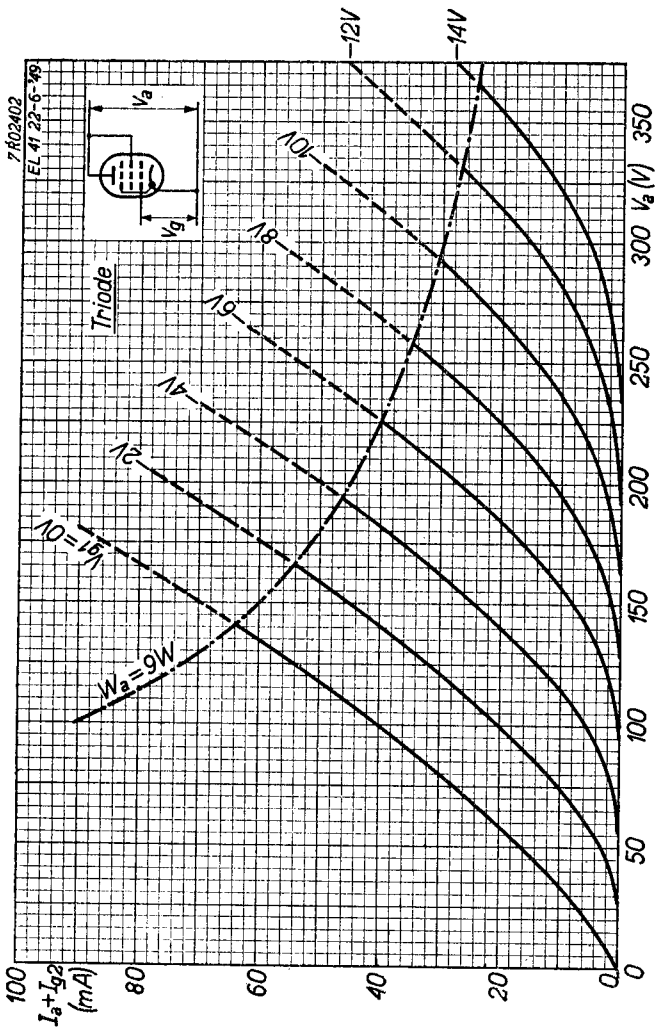




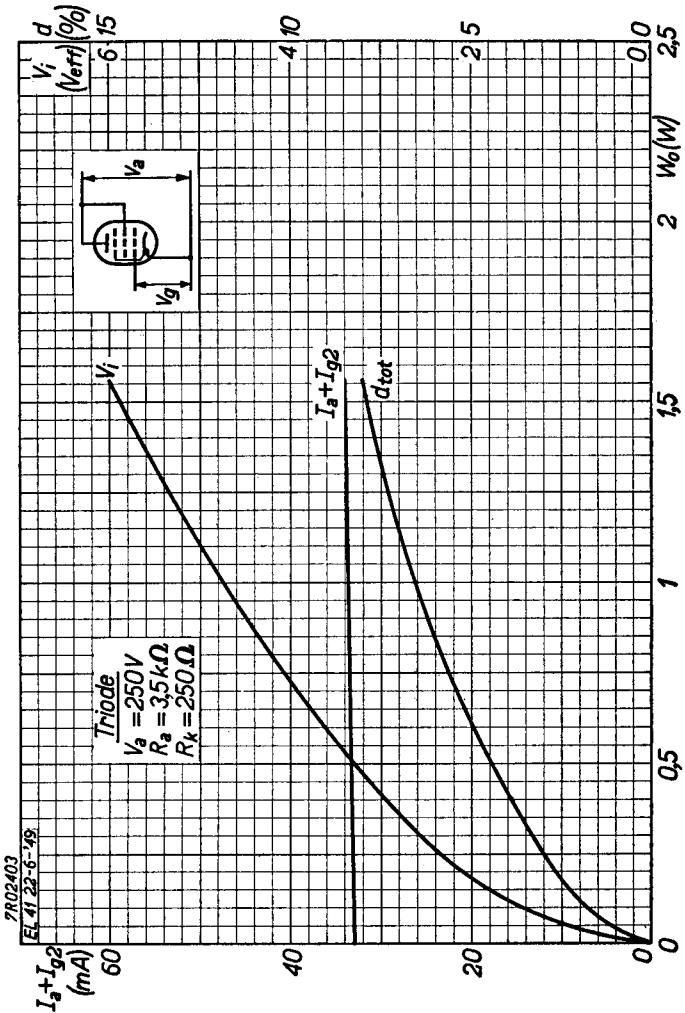
56461

EL 41.30-10-'48



**EL 41****PHILIPS**

F



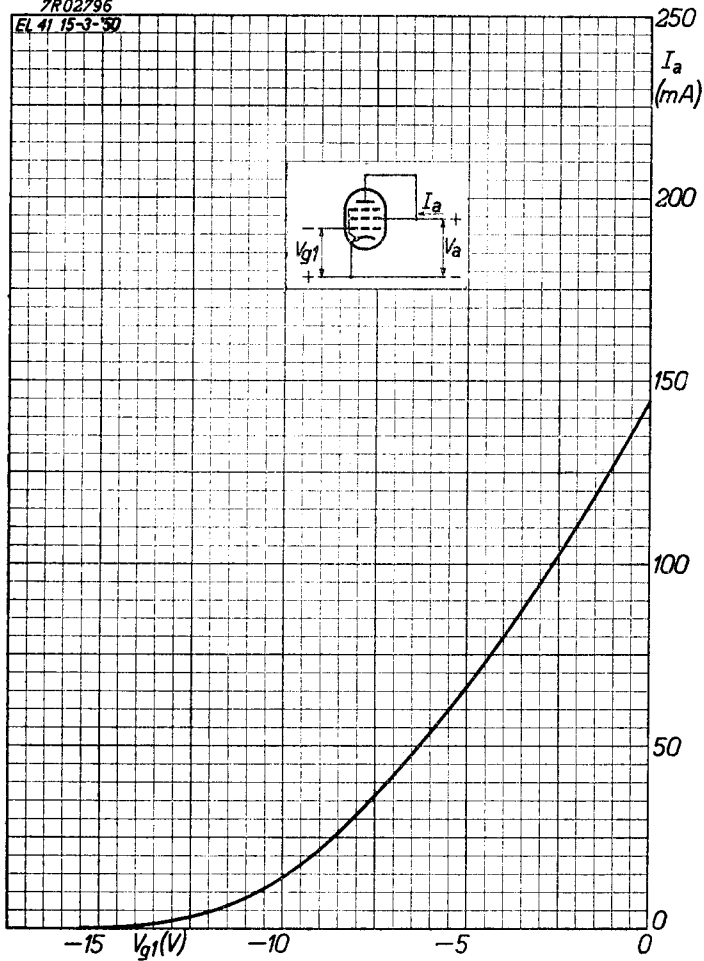
4.4.1950

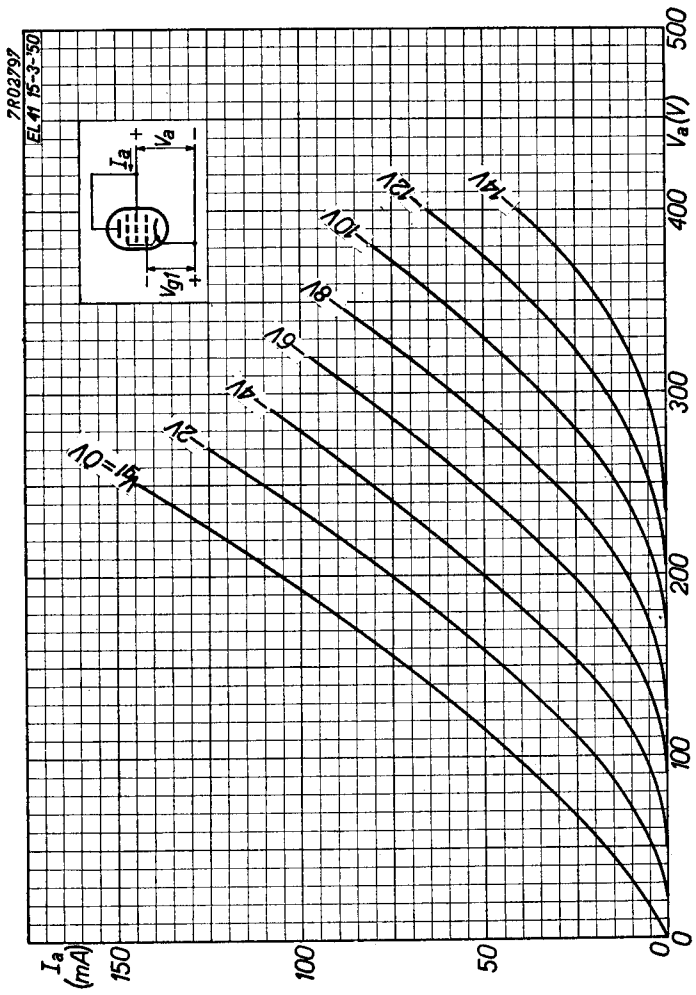
G

**EL 41****PHILIPS**

7R02796

EL 41 15-3-50





**PHILIPS**

*Electronic  
Tube*

**HANDBOOK**

<b>page</b>	<b>EL41 sheet</b>	<b>date</b>
1	1	1952.04.04
2	2	1952.04.04
3	2a	1952.04.04
4	A	1948.03.01
5	B	1948.03.01
6	C	1952.12.12
7	D	1952.12.12
8	E	1949.07.07
9	E	1957.10.10
10	F	1949.07.07
11	G	1950.04.04
12	H	1950.04.04
13	I	1950.04.04
14	FP	2000.01.06