



EVERLIGHT ELECTRONICS CO.,LTD.

Technical Data Sheet 0.56" Quadruple Digit Displays


ELF-512EWA

■ Features :

- Industrial standard size.
- Low power consumption.
- Categorized for luminous intensity.
- Pb free

■ Descriptions :

- The ELF-512 series is a large 14.22mm (0.56")high seven segment display designed for viewing distances up to 7 meters.
- These displays provide excellent reliability in bright ambient light.
- These devices are made with white segments and gray surface.



■ Applications :

- Audio equipment
- Instrument panels
- Digital read out display

PART NO.	Chip	
	Material	Emitted Color
ELF-512EWA	GaAsP/GaP	Orange

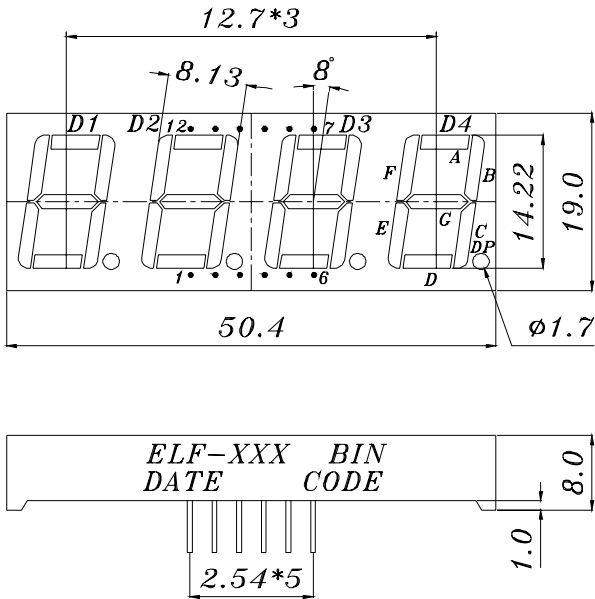


EVERLIGHT ELECTRONICS CO.,LTD.

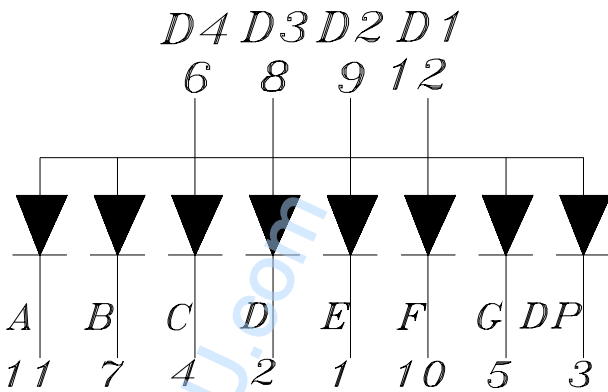
Technical Data Sheet 0.56" Quadruple Digit Displays

ELF-512EWA

Package Dimensions



- COMMON ANODE**
1. CATHODE E
 2. CATHODE D
 3. CATHODE DP
 4. CATHODE C
 5. CATHODE G
 6. COMMON ANODE D4
 7. CATHODE B
 8. COMMON ANODE D3
 9. COMMON ANODE D2
 10. CATHODE F
 11. CATHODE A
 12. COMMON ANODE D1



Notes: 1. All dimensions are in millimeters, tolerance is 0.25mm unless otherwise noted.
 2. Above specification may be changed without notice.
 Supplier will reserve authority on material change for above specification.



Technical Data Sheet

0.56" Quadruple Digit Displays

ELF-512EWA

■ Absolute maximum ratings at $T_a = 25^{\circ}\text{C}$:

Parameter	Symbol	Rating	Unit
Reverse Voltage	V_R	5	V
Forward Current	I_F	30	mA
Operating Temperature	T_{opr}	-40 to +85	$^{\circ}\text{C}$
Storage Temperature	T_{stg}	-40 to +100	$^{\circ}\text{C}$
Soldering Temperature	T_{sol}	260 ± 5	$^{\circ}\text{C}$
Power Dissipation	P_d	100	mW
Peak Forward Current(Duty 1/10 @ 1KHz)	$I_F(\text{Peak})$	160	mA

■ Electronic optical characteristics :

Parameter		Symbol	Min.	Typ.	Max.	Unit	Condition
Luminous Intensity	Per segment	I_v	1.05	2.3	----	mcd	$I_F=10\text{mA}$
	Per decimal point		0.4	0.7	----	mcd	$I_F=10\text{mA}$
Peak Wavelength		λ_p	----	635	----	nm	$I_F=20\text{mA}$
Dominant Wavelength		λ_d	----	625	----	nm	$I_F=20\text{mA}$
Spectrum Radiation Bandwidth		$\Delta\lambda$	----	45	----	nm	$I_F=20\text{mA}$
Forward Voltage		V_F	1.7	2.0	2.4	V	$I_F=20\text{mA}$
Reverse Current		I_R	----	----	10	μA	$V_R=5\text{V}$



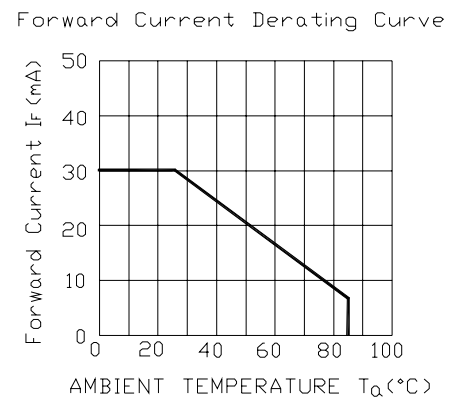
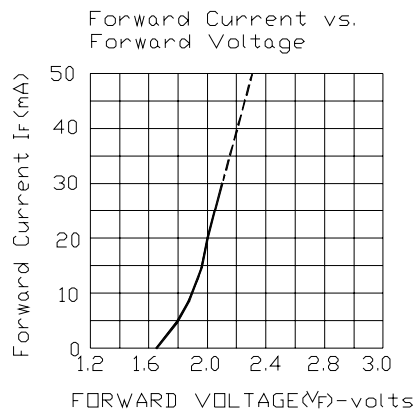
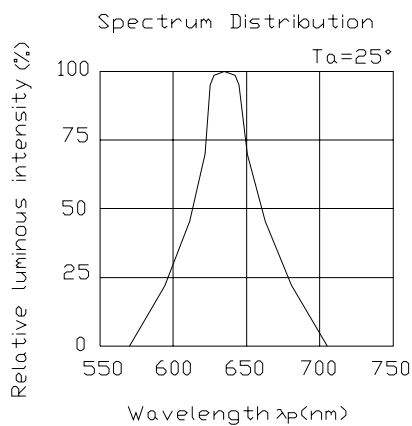
Technical Data Sheet

0.56" Quadruple Digit Displays

ELF-512EWA

■ Typical Electro-Optical Characteristic Curves:

CHIP Material:GaAsP/GaP
Emitted Color:Hi-Eff Red/Orange




Technical Data Sheet
0.56" Quadruple Digit Displays
ELF-512EWA
Reliability test items and conditions:

NO	Item	Test Conditions	Test Hours/Cycle	Sample Size	Ac/Re
1	Solder Heat	TEMP : 260°C ± 5 °C	5 SEC	76 PCS	0/1
2	Temperature Cycle	H : +85°C 30min ∫ 5 min L : -55°C 30min	50 CYCLE	76 PCS	0/1
3	Thermal Shock	H : +100°C 5min ∫ 10 sec L : -10°C 5min	50 CYCLE	76 PCS	0/1
4	High Temperature Storage	TEMP : 100°C	1000 HRS	76 PCS	0/1
5	Low Temperature Storage	TEMP : -55°C	1000 HRS	76 PCS	0/1
6	DC Operating Life	IF = 10 mA	1000 HRS	76 PCS	0/1
7	High Temperature / High Humidity	85°C/85% RH	1000 HRS	76 PCS	0/1