



ELM1314-30F/001

Ku-Band Internally Matched FET

FEATURES

- High Output Power: P1dB=44.5dBm(typ.)
- High Gain: G1dB=5.5dB(typ.)
- High PAE: η_{add} =22%(typ.)
- Broad Band: 13.75 to 14.5GHz
- Impedance Matched Zin/Zout = 50ohm
- Hermetically Sealed Package

DESCRIPTION

The ELM1314-30F/001 is a power GaAs FET that is internally matched for standard communication bands to provide optimum power and gain in a 50ohm system.



ABSOLUTE MAXIMUM RATINGS

Item	Symbol	Rating	Unit
Drain-Source Voltage (Tc=25deg.C)	V _{DS}	15	V
Gate-Source Voltage (Tc=25deg.C)	V _{GS}	-5	V
Total Power Dissipation	P _T	115.3	W
Storage Temperature	T _{stg}	-55 to +125	deg.C
Channel Temperature	T _{ch}	175	deg.C

RECOMMENDED OPERATING CONDITION

Item	Symbol	Condition	Limit	Unit
DC Input Voltage	V _{DS}		≤10	V
Forward Gate Current	I _{GF}	R _G =24 ohm	≤78.0	mA
Reverse Gate Current	I _{GR}	R _G =24 ohm	≥-16.9	mA
Storage Temperature	T _{stg}		-55 to +125	deg.C
Channel Temperature	T _{ch}		≤+155	deg.C

ELECTRICAL CHARACTERISTICS (Case Temperature Tc=25deg.C)

Item	Symbol	Condition	Limit			Unit
			Min.	Typ.	Max.	
Drain Current	I _{DSS}	V _{DS} =5V, V _{GS} =0V	-	16.4	-	A
Trans conductance	g _m	V _{DS} =5V, I _{DS} =8A	-	11.6	-	S
Pinch-off Voltage	V _p	V _{DS} =5V, I _{DS} =700mA	-0.5	-1.5	-3.0	V
Gate-Source Breakdown Voltage	V _{GS0}	I _{GS} =-700uA	-5.0	-	-	V
Output Power at 1dB G.C.P.	P _{1dB}	V _{DS} =10V f= 13.75 to 14.5 GHz	44.0	44.5	-	dBm
Power Gain at 1dB G.C.P.	G _{1dB}		5.0	5.5	-	dB
Drain Current	I _{DSR}	I _{DS} DC=7.0A (typ.)	-	9.0	10.4	A
Power-added Efficiency	η _{add}	Z _S =Z _L =50 ohm	-	22	-	%
Gain Flatness	ΔG		-	-	1.6	dB
3rd Order Intermodulation Distortion	IM ₃	f=14.5 GHz Δf=10MHz, 2-tone Test P _{out} =38.0dBm (S.C.L.)	-25	-30	-	dBc
Thermal Resistance	R _{th}	Channel to Case	-	1.0	1.3	deg.C / W
Channel Temperature Rise	ΔT _{ch}	(10V x I _{DSR} + Pin - Pout) X R _{th}	-	-	100	deg.C

CASE STYLE : M2A

S.C.L. : Single Carrier Level G.C.P.: Gain Compression Point

ESD	Class 3A	4000V to 8000V
Note : Based on EIAJ ED-4701 C-111A (C=100pF, R=1.5kohm)		
RoHS COMPLIANCE	Yes	

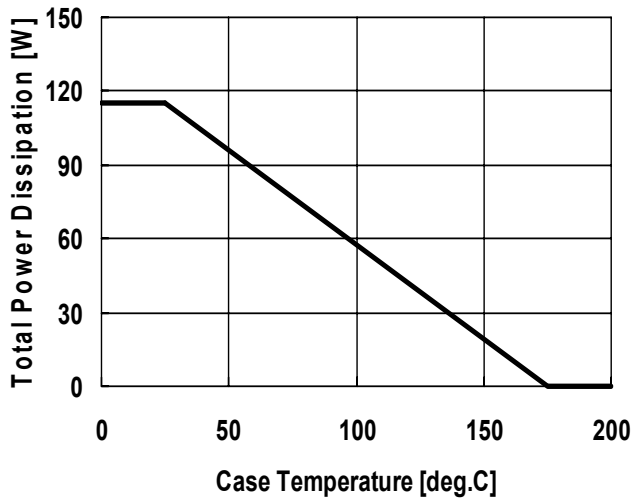




ELM1314-30F/001

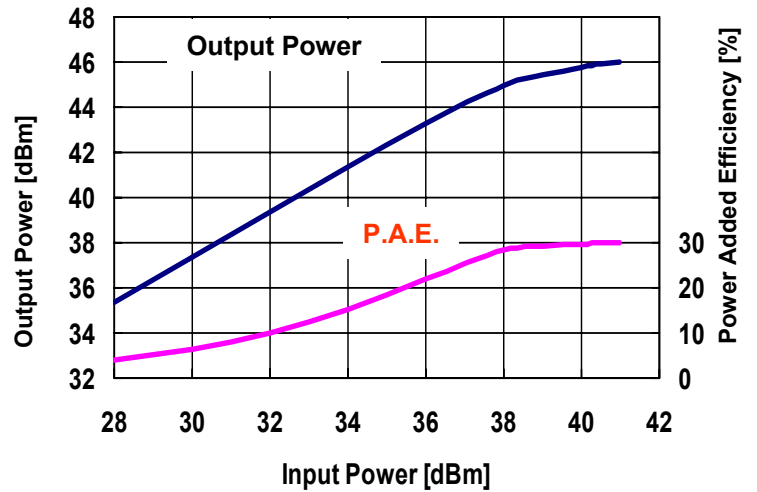
Ku-Band Internally Matched FET

POWER DERATING CURVE



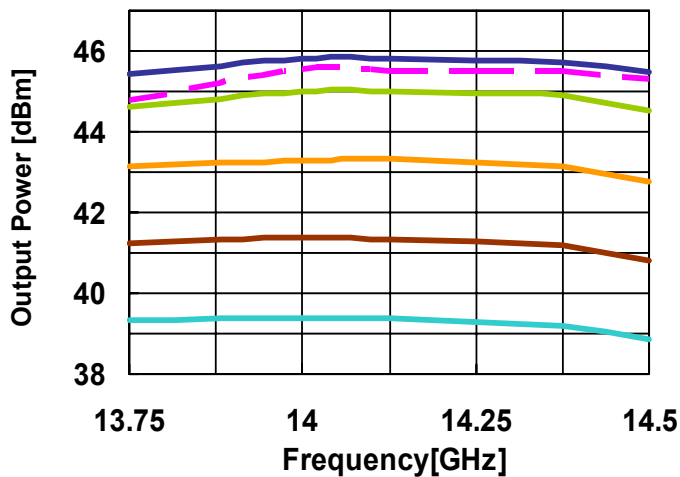
Output Power & P.A.E. vs. Input Power

VDS=10V, IDS(DC)=7A, freq.=14.125GHz



Output Power & P.A.E. vs. frequency

VDS=10V, IDS(DC)=7A

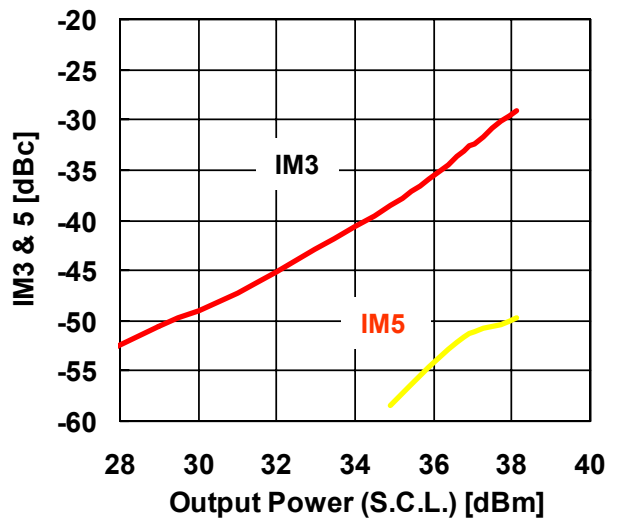


— 32[dBm] — 34[dBm] — 36[dBm]
 — 38[dBm] — 40[dBm] - - P1dB

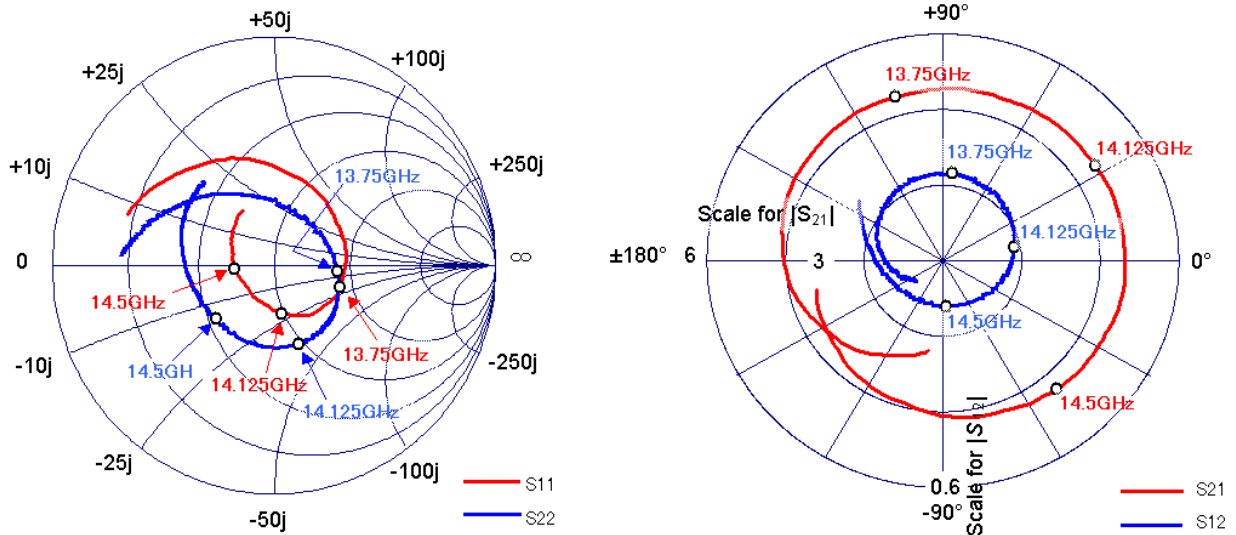
IMD vs. Output Power

VDS=10V, IDS(DC)=7A

f1=14.5GHz, f2=14.51GHz



■ S-PARAMETER



VDS=10.0V , IDS=7.0A

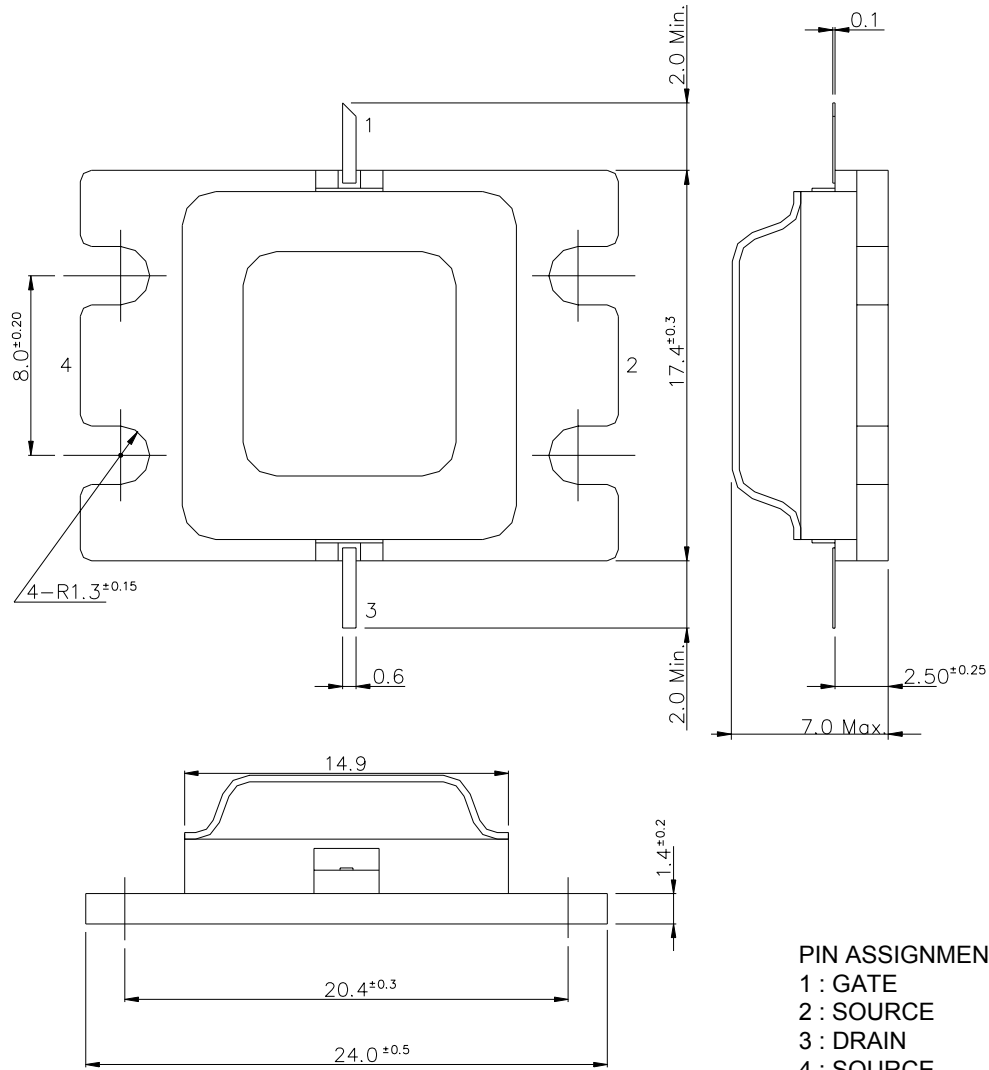
freq(GHz)	S11		S21		S12		S22	
	MAG	ANG	MAG	ANG	MAG	ANG	MAG	ANG
13.5	0.388	66.4	2.004	179.4	0.094	153.2	0.334	111.8
13.6	0.346	38.9	2.126	157.9	0.104	134.8	0.266	80.2
13.7	0.331	13.2	2.176	136.5	0.113	113.5	0.246	43.0
13.8	0.314	-8.1	2.226	115.7	0.116	94.3	0.267	8.7
13.9	0.306	-26.5	2.245	96.0	0.115	73.9	0.306	-17.0
14	0.280	-43.5	2.261	76.0	0.111	54.5	0.337	-37.2
14.1	0.256	-58.8	2.291	56.4	0.103	34.1	0.354	-53.5
14.2	0.219	-76.9	2.301	36.4	0.094	15.4	0.361	-68.7
14.3	0.187	-94.2	2.320	15.8	0.086	-4.9	0.359	-83.6
14.4	0.166	-119.3	2.324	-4.8	0.075	-28.9	0.357	-99.6
14.5	0.152	-146.5	2.281	-27.2	0.066	-56.0	0.351	-118.0
14.6	0.176	-175.5	2.232	-49.7	0.061	-86.3	0.352	-137.9
14.7	0.201	160.5	2.127	-71.7	0.062	-117.8	0.369	-157.6



ELM1314-30F/001

Ku-Band Internally Matched FET

■ Package Out Line
Case Style : M2A



PIN ASSIGNMENT

- 1 : GATE
- 2 : SOURCE
- 3 : DRAIN
- 4 : SOURCE

Unit : mm



ELM1314-30F/001

Ku-Band Internally Matched FET

For further information please contact:

<http://global-sei.com/Electro-optic/about/office.html>

CAUTION

This product contains **gallium arsenide (GaAs)** which can be hazardous to the human body and the environment. For safety, observe the following procedures:

- Do not put these products into the mouth.
- Do not alter the form of this product into a gas, powder, or liquid through burning, crushing, or chemical processing as these by-products are dangerous to the human body if inhaled, ingested, or swallowed.
- Observe government laws and company regulations when discarding this product. This product must be discarded in accordance with methods specified by applicable hazardous waste procedures.