




Technical Data Sheet

0.39" Single Digit SMD Displays

ELSS-406SYGWA/S530-E2

Features

- Packaged in tape and reel for SMT manufacturing.
- Design flexibility (common cathode or anode).
- Categorized for luminous intensity.
- The thickness is thinner than traditional display.
- Pb free
- The product itself will remain with RoHS compliant version.



Descriptions

- The SMD type is much smaller than traditional type components, thus enabling smaller board size, higher packing density, reduced storage space and finally smaller equipment to be obtained.

Applications

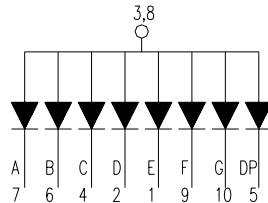
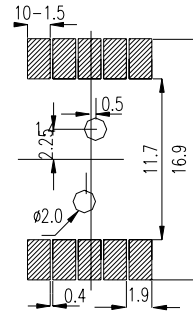
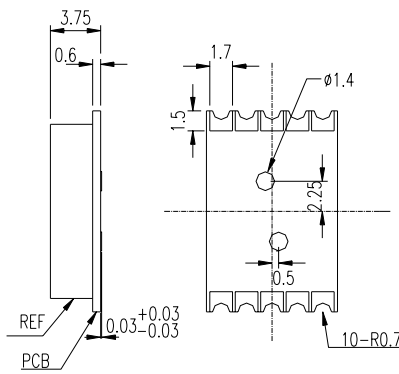
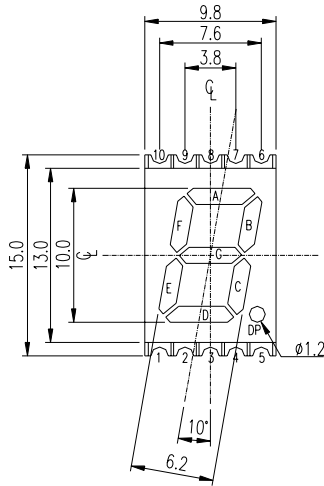
- Suitable for indoor use.
- Audio system.
- Set top box.
- Game machine.
- Channel indicator of TV.

Device Selection Guide

| Chip | | Face Color |
|----------|------------------------|------------|
| Material | Emitted Color | |
| AlGaInP | Brilliant Yellow Green | Gray |

ELSS-406SYGWA/S530-E2

Package Dimensions



INTERNAL CONNECTION DIAGRAM
 1 CATHOD E
 2 CATHOD D
 3 COMMON ANODE
 4 CATHOD C
 5 CATHOD DP
 6 CATHOD B
 7 CATHOD A
 8 COMMON ANODE
 9 CATHOD F
 10 CATHOD G

Notes:

- All dimensions are in millimeters, tolerance is 0.25mm unless otherwise noted.
- Above specification may be changed without notice. Supplier will reserve authority on material change for above specification.

Absolute Maximum Ratings (Ta=25°C)

| Parameter | Symbol | Rating | Units |
|-------------------------------------|------------------|-----------|-------|
| Forward Current | I _F | 25 | mA |
| Pulse Forward Current ^{*1} | I _{FP} | 60 | mA |
| Operating Temperature | T _{opr} | -40 ~ +85 | °C |
| Storage Temperature | T _{stg} | -40 ~ +85 | °C |
| Reflow Temperature ^{*2} | T _{sol} | 260 | °C |
| Electrostatic Discharge | ESD | 2000 | V |
| Power Dissipation | P _d | 60 | mW |
| Reverse Voltage | V _R | 5 | V |

Notes: *1:I_{FP} Conditions--Pulse Width ≤ 10msec and Duty ≤ 1/10.

*2:Reflow time ≤ 5 seconds.

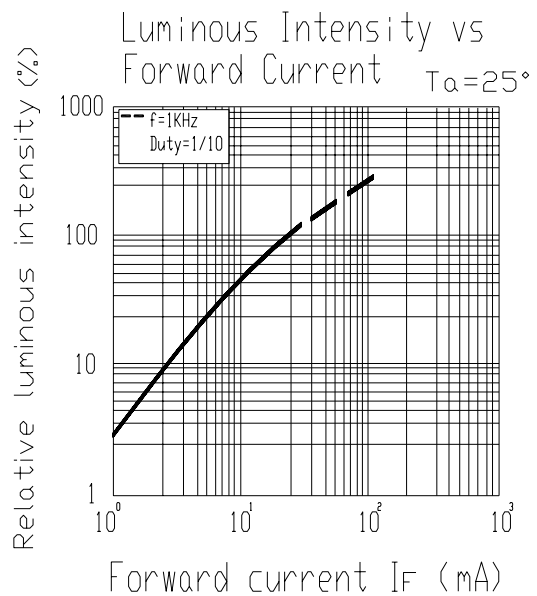
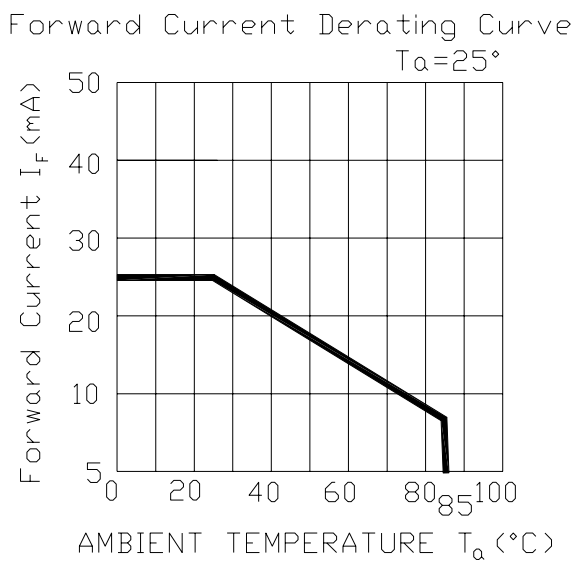
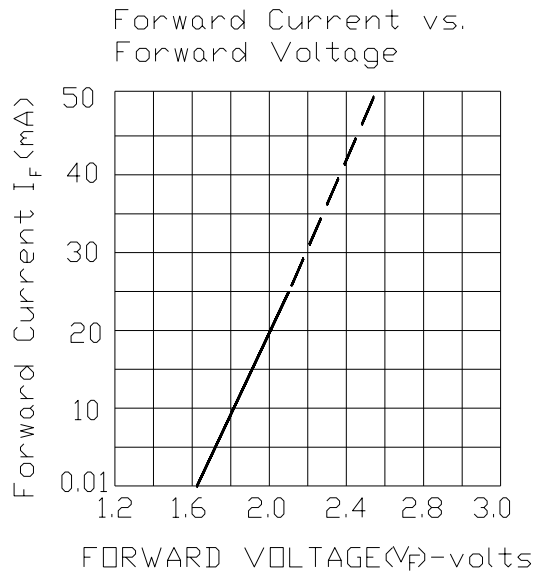
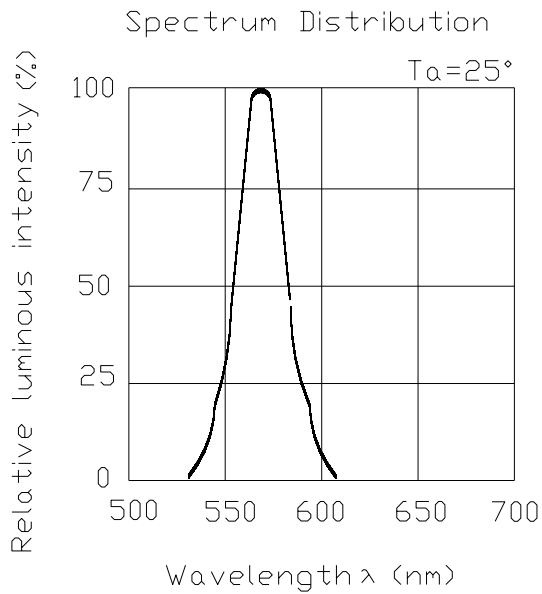
Electro-Optical Characteristics (Ta=25°C)

| Parameter | | Symbol | Min. | Typ. | Max. | Units | Condition |
|------------------------------|-------------------|------------------|------|------|------|---------|------------|
| Forward Voltage | | V_F | -- | 2.00 | 2.40 | V | $I_F=20mA$ |
| Reverse Current | | I_R | -- | -- | 10 | μA | $V_R=5V$ |
| Luminous Intensity | Per segment | I_V | 5.60 | 10.6 | -- | mcd | $I_F=10mA$ |
| | Per decimal point | | 2.0 | 3.8 | -- | | |
| Peak Wavelength | | λ_p | -- | 575 | -- | nm | $I_F=20mA$ |
| Dominant Wavelength | | λ_d | -- | 573 | -- | nm | $I_F=20mA$ |
| Spectrum Radiation Bandwidth | | $\Delta \lambda$ | -- | 20 | -- | nm | $I_F=20mA$ |

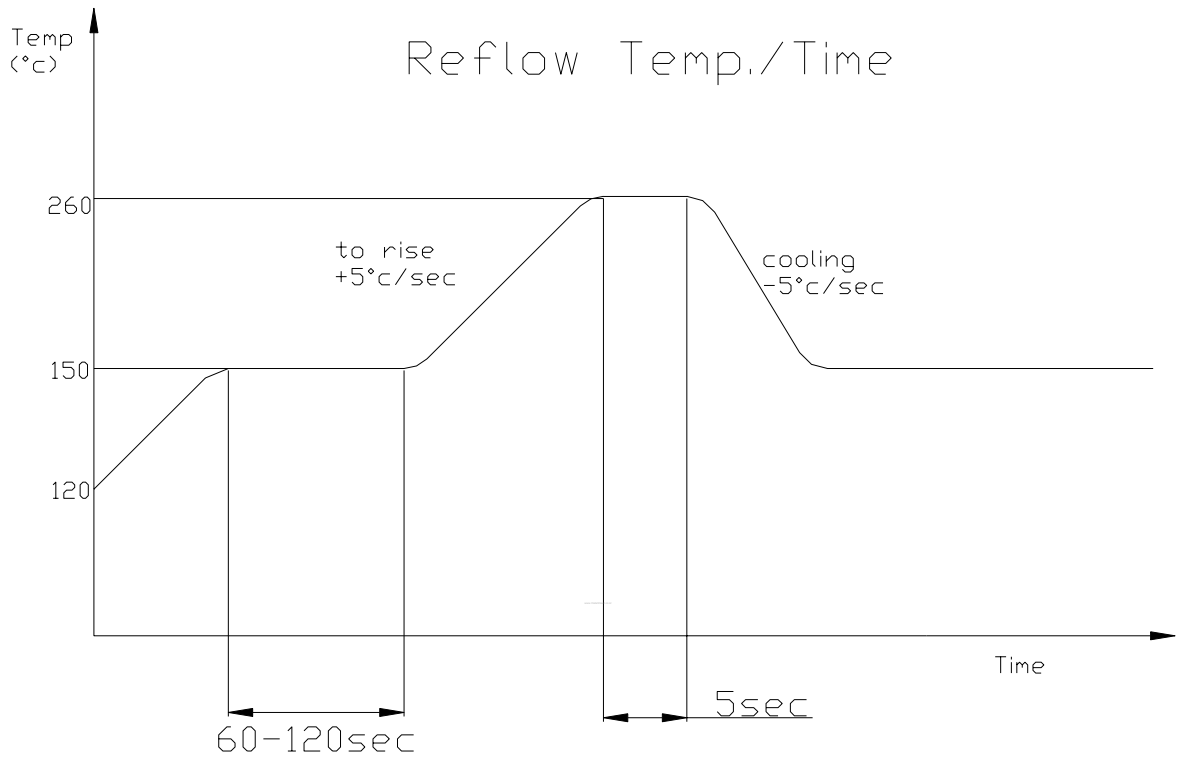
Chromaticity Coordinates Specifications for Bin Grading (Unit: mcd)

| Rank | Min. | Max. | Rank | Min. | Max. |
|------|------|------|------|------|------|
| P | 5.6 | 8.9 | S | 15.0 | 24.0 |
| Q | 7.8 | 12.5 | T | 21.0 | 34.0 |
| R | 11.0 | 17.6 | -- | -- | -- |

Typical Electro-Optical Characteristics Curves



■ **Reflow Temp. / Time :**



■ **Soldering Iron :**

Basic spec is ≤ 5 sec when 260°C . If temperature is higher, time should be shorter ($+10^{\circ}\text{C} \rightarrow -1\text{sec}$). Power dissipation of iron should be smaller than 15 W , and temperature should be controllable. Surface temperature of the device should be under 230°C .

■ **Rework :**

1. Customer must finish rework within 5 sec under 260°C .
2. The head of iron can not touch copper foil.

■ Reliability test items and conditions:

The reliability of products shall be satisfied with items listed below.

Confidence level : 90%

LTPD : 10%

| NO | Item | Test Conditions | Test Hours/Cycle | Sample Size | Failure Judgment Criteria | Ac/Re |
|----|----------------------------------|---|------------------|-------------|---|-------|
| 1 | Reflow Soldering | TEMP:260°C±5°C Min. 5 SEC | 6 Min | 22 PCS | $I_v \leq I_{vt} * 0.5$ or $V_F \geq U$ or $V_F \leq L$ | 0/1 |
| 2 | Temperature Cycle | H : +100°C 15min ∩ 5min L : -40°C 15min | 300 Cycles | 22 PCS | | 0/1 |
| 3 | Thermal Shock | H : +100°C 5min ∩ 10 sec L : -10°C 5min | 300 Cycles | 22 PCS | | 0/1 |
| 4 | High Temperature Storage | TEMP:100°C | 1000 HRS | 22PCS | | 0/1 |
| 5 | Low Temperature Storage | TEMP:-40°C | 1000 HRS | 22 PCS | | 0/1 |
| 6 | DC Operating Life | TEMP:25°C If = 10mA | 1000 HRS | 22 PCS | | 0/1 |
| 7 | High Temperature / High Humidity | 85°C / 85% RH | 1000 HRS | 22 PCS | | 0/1 |

Note : I_{vt} : The test I_v value of the chip before the reliability test

I_v : The test value of the chip that has completed the reliability test

U : Upper Specification Limit

L : Lower Specification Limit



ELSS-406SYGWA/S530-E2

Packing Quantity Specification

1000PCS/Roll · 1Roll/Small box, 7Small boxes/Box

Label Form Specification

EVERLIGHT ●

CPN :
P/N :



SS406SYGWA/S530-E2

QTY : CAT :

 HUE:

LOT NO : REF:

DC:

CPN: Customer's Production Number

P/N : Production Number

QTY: Packing Quantity

CAT: Ranks

HUE: Peak Wavelength

REF: Reference

LOT No: Lot Number

DC: Year and weekly

Notes

1. Above specification may be changed without notice. EVERLIGHT will reserve authority on material change for above specification.
2. When using this product, please observe the absolute maximum ratings and the instructions for using outlined in these specification sheets. EVERLIGHT assumes no responsibility for any damage resulting from use of the product which does not comply with the absolute maximum ratings and the instructions included in these specification sheets.
3. These specification sheets include materials protected under copyright of EVERLIGHT corporation. Please don't reproduce or cause anyone to reproduce them without EVERLIGHT's consent.

EVERLIGHT ELECTRONICS CO., LTD.

Office: No 25, Lane 76, Sec 3, Chung Yang Rd,

Tucheng, Taipei 236, Taiwan, R.O.C

Tel: 886-2-2267-2000, 2267-9936

Fax: 886-2267-6244, 2267-6189, 2267-6306

<http://www.everlight.com>