



EVERLIGHT ELECTRONICS CO.,LTD.

Technical Data Sheet 0.56" Triple Digit Displays


ELT-512GWB

■ Features :

- Industrial standard size.
- Low power consumption.
- Categorized for luminous intensity.
- Pb free

■ Descriptions :

- The ELT-512 series is a large 14.22 mm (0.56")high seven segment display designed for viewing distances up to 7 meters.
- These displays provide excellent reliability in bright ambient light.
- These devices are made with white segments and black surface.



■ Applications :

- Audio equipment
- Instrument panels
- Digital read out display

PART NO.	Chip	
	Material	Emitted Color
ELT-512GWB	GaP	Green

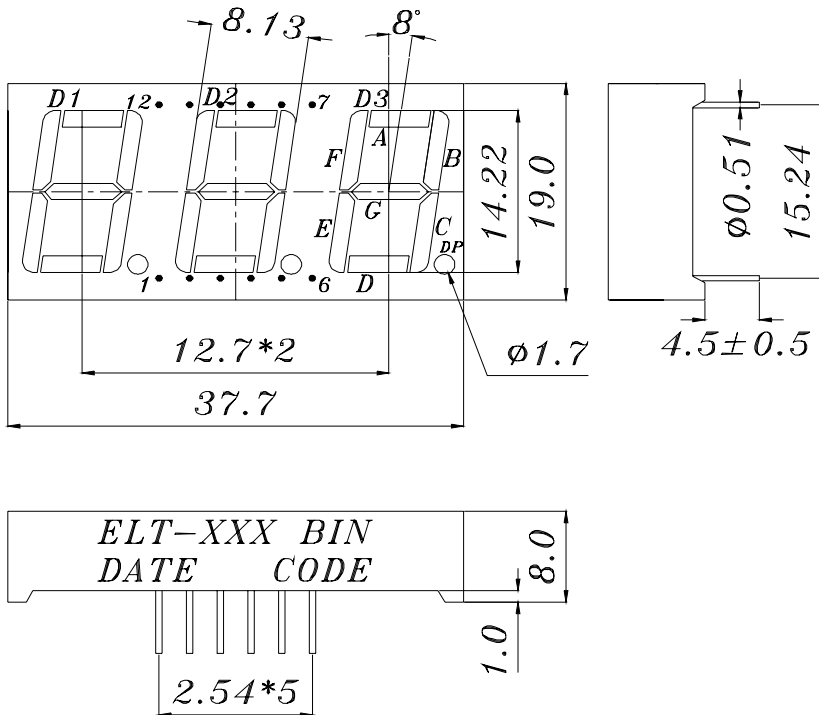


EVERLIGHT ELECTRONICS CO.,LTD.

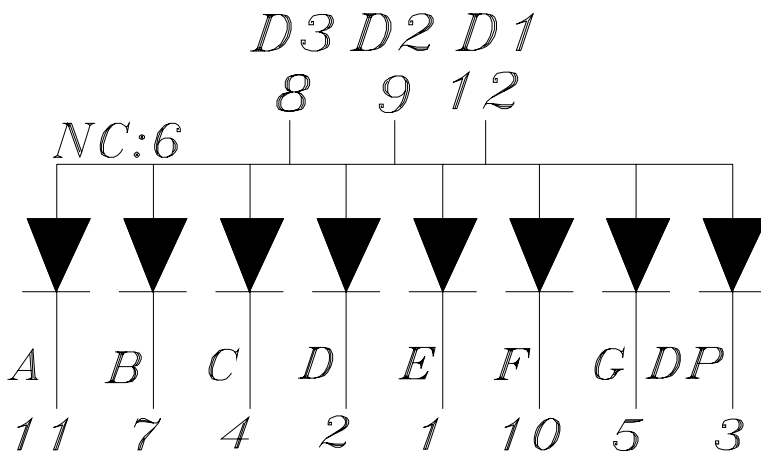
Technical Data Sheet 0.56" Triple Digit Displays

ELT-512GWB

Package Dimensions



<i>COMMON ANODE</i>	
1	<i>CATHODE E</i>
2	<i>CATHODE D</i>
3	<i>CATHODE DP</i>
4	<i>CATHODE C</i>
5	<i>CATHODE G</i>
6	<i>NO CONNECT</i>
7	<i>CATHODE B</i>
8	<i>COMMON ANODE D3</i>
9	<i>COMMON ANODE D2</i>
10	<i>CATHODE F</i>
11	<i>CATHODE A</i>
12	<i>COMMON ANODE D1</i>



Notes: 1. All dimensions are in millimeters, tolerance is 0.25mm unless otherwise noted.

2. Above specification may be changed without notice.

Supplier will reserve authority on material change for above specification.



Technical Data Sheet

0.56" Triple Digit Displays

ELT-512GWB

■ Absolute maximum ratings at Ta = 25°C :

Parameter	Symbol	Rating	Unit
Reverse Voltage	V _R	5	V
Forward Current	I _F	30	mA
Operating Temperature	T _{opr}	-40 to +85	°C
Storage Temperature	T _{stg}	-40 to +100	°C
Soldering Temperature	T _{sol}	260 ± 5	°C
Power Dissipation	P _d	100	mW
Peak Forward Current(Duty 1/10 @ 1KHz)	I _{F(Peak)}	160	mA

■ Electronic optical characteristics :

Parameter		Symbol	Min.	Typ.	Max.	Unit	Condition
Luminous Intensity	Per segment	I _v	1.40	3.00	----	mcd	I _F =10mA
	Per decimal point		0.3	0.8	----	mcd	I _F =10mA
Peak Wavelength		λ _p	----	565	----	nm	I _F =20mA
Dominant Wavelength		λ _d	----	570	----	nm	I _F =20mA
Spectrum Radiation Bandwidth		Δλ	----	30	----	nm	I _F =20mA
Forward Voltage		V _F	1.7	2.1	2.4	V	I _F =20mA
Reverse Current		I _R	----	----	10	μA	V _R =5V



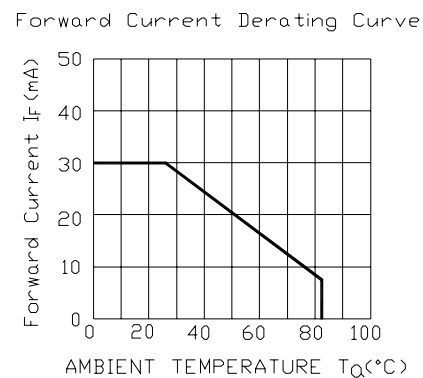
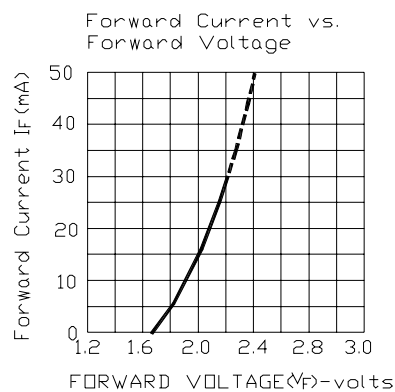
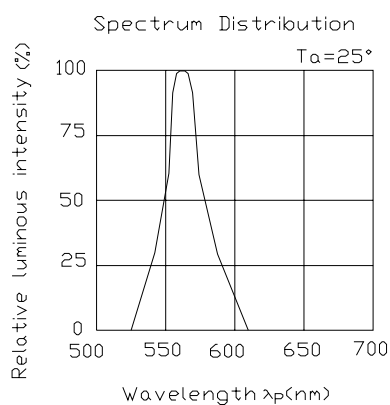
EVERLIGHT ELECTRONICS CO.,LTD.

Technical Data Sheet 0.56" Triple Digit Displays

ELT-512GWB

■ Typical Electro-Optical Characteristic Curves:

GHIP Material:Gap
Emitted Color:Yellow Green




Technical Data Sheet
0.56" Triple Digit Displays
ELT-512GWB
Reliability test items and conditions:

NO	Item	Test Conditions	Test Hours/Cycle	Sample Size	Ac/Re
1	Solder Heat	TEMP : 260°C ± 5 °C	5 SEC	76 PCS	0/1
2	Temperature Cycle	H : +85°C 30min ∫ 5 min L : -55°C 30min	50 CYCLE	76 PCS	0/1
3	Thermal Shock	H : +100°C 5min ∫ 10 sec L : -10°C 5min	50 CYCLE	76 PCS	0/1
4	High Temperature Storage	TEMP : 100°C	1000 HRS	76 PCS	0/1
5	Low Temperature Storage	DataSheet4U.com TEMP : -55°C	1000 HRS	76 PCS	0/1
6	DC Operating Life	IF = 10 mA	1000 HRS	76 PCS	0/1
7	High Temperature / High Humidity	85°C/85% RH	1000 HRS	76 PCS	0/1