



EMIF04-1502QCF

4 LINES LOW CAPACITANCE EMI FILTER AND ESD PROTECTION

IPAD™

MAIN PRODUCT CHARACTERISTICS:

Where EMI filtering in ESD sensitive equipment is required :

- LCD and camera for Mobile phones
- Computers and printers
- Communication systems
- MCU Boards

DESCRIPTION

The EMIF04-1502QCF is a 4 line highly integrated device designed to suppress EMI/RFI noise in all systems subjected to electromagnetic interferences. This filter includes an ESD protection circuitry, which prevents the device from destruction when subjected to ESD surges up 15kV on the input pins.

BENEFITS

- EMI symmetrical (I/O) low-pass filter
- High efficiency in EMI filtering
- Very low PCB space consuming: 2mm x 2mm
- Very thin package: 1 mm max.
- High efficiency in ESD suppression on input pins (IEC61000-4-2 level 4)
- High reliability offered by monolithic integration
- High reducing of parasitic elements through integration and wafer level packaging

COMPLIES WITH THE FOLLOWING STANDARDS:

IEC61000-4-2:

Level 4 input pins 15kV (air discharge)
 8kV (contact discharge)

MIL STD 833E - Method 3015-6 Class 3

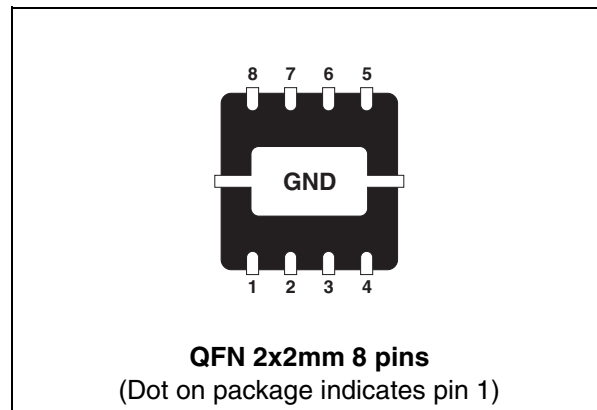


Table 1: Order Code

Part Number	Marking
EMIF04-1502QCF	F4

Figure 1: Pin Configuration (back side)

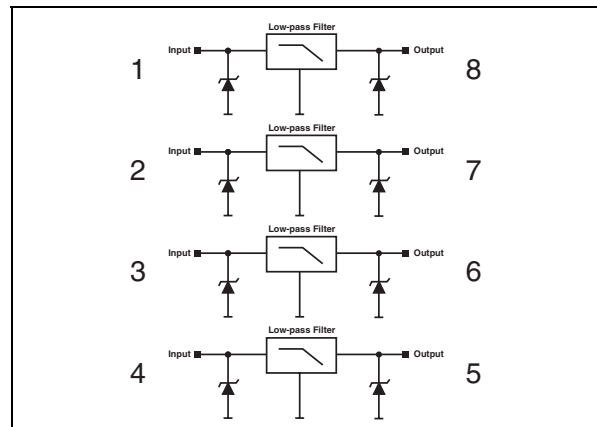
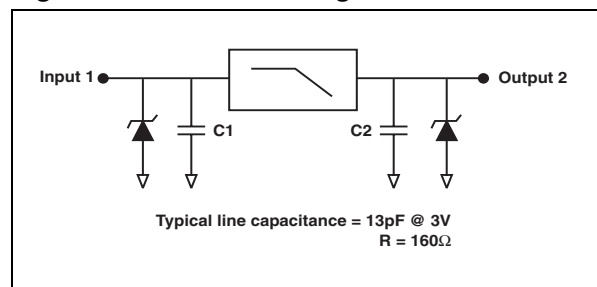


Figure 2: Basic Cell Configuration



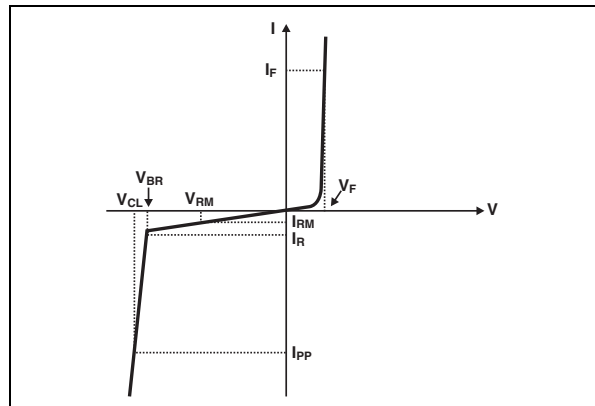
TM: IPAD is a trademark of STMicroelectronics.

Table 2: Absolute Ratings (limiting values)

Symbol	Parameter	Value	Unit
T_j	Junction temperature	125	°C
T_{op}	Operating temperature range	-40 to + 85	°C
T_{stg}	Storage temperature range	-55 to +150	°C

Table 3: Electrical Characteristics ($T_{amb} = 25^\circ\text{C}$)

Symbol	Parameter
V_{BR}	Breakdown voltage
I_{RM}	Leakage current @ V_{RM}
V_{RM}	Stand-off voltage
V_{CL}	Clamping voltage
R_d	Dynamic resistance
I_{PP}	Peak pulse current
$R_{I/O}$	Series resistance between Input & Output
C_{line}	Input capacitance per line



Symbol	Test conditions	Min.	Typ.	Max.	Unit
V_{BR}	$I_R = 1 \text{ mA}$	6	8	10	V
I_{RM}	$V_{RM} = 3\text{V}$ per line			200	nA
$R_{I/O}$	Tolerance $\pm 10\%$		160		Ω
C_{line}	$V_R = 3\text{V}$		13	15	pF

Figure 3: S21(dB) attenuation measurement

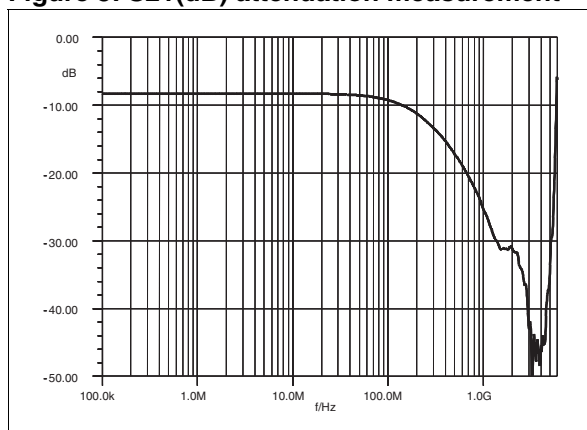


Figure 4: Analog cross talk measurements

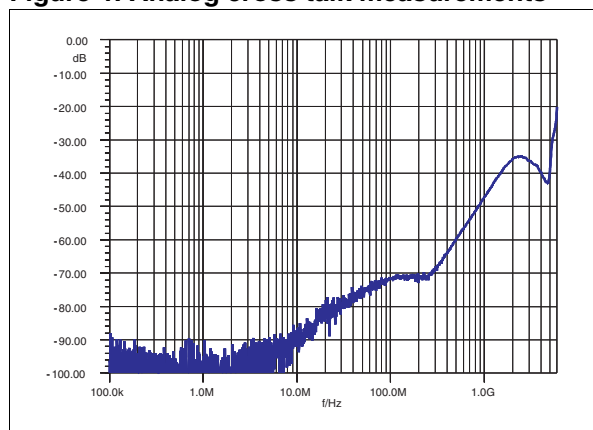


Figure 5: ESD response to IEC61000-4-2 (+15kV air discharge) on one input (V_{in}) and on one output (V_{out})

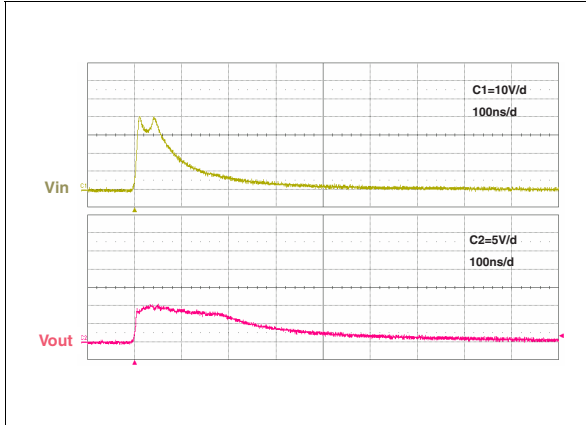


Figure 6: ESD response to IEC61000-4-2 (-15kV air discharge) on one input (V_{in}) and on one output (V_{out})

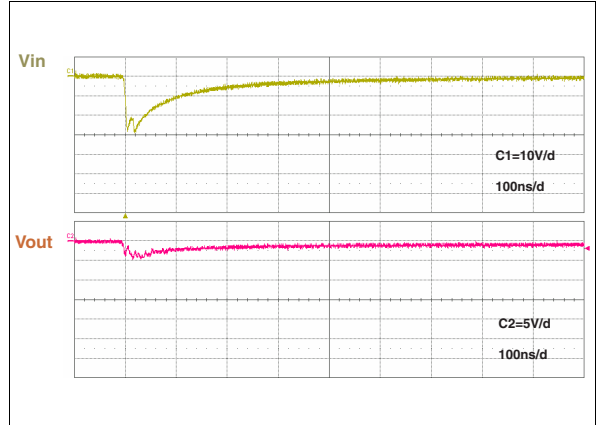


Figure 7: Line capacitance versus applied voltage (typical value)

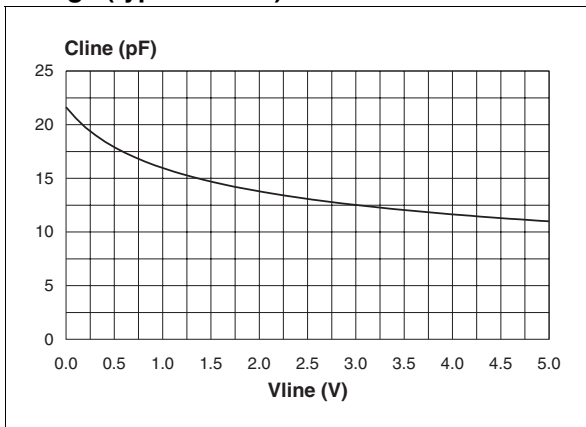


Figure 8: Ordering Information Scheme

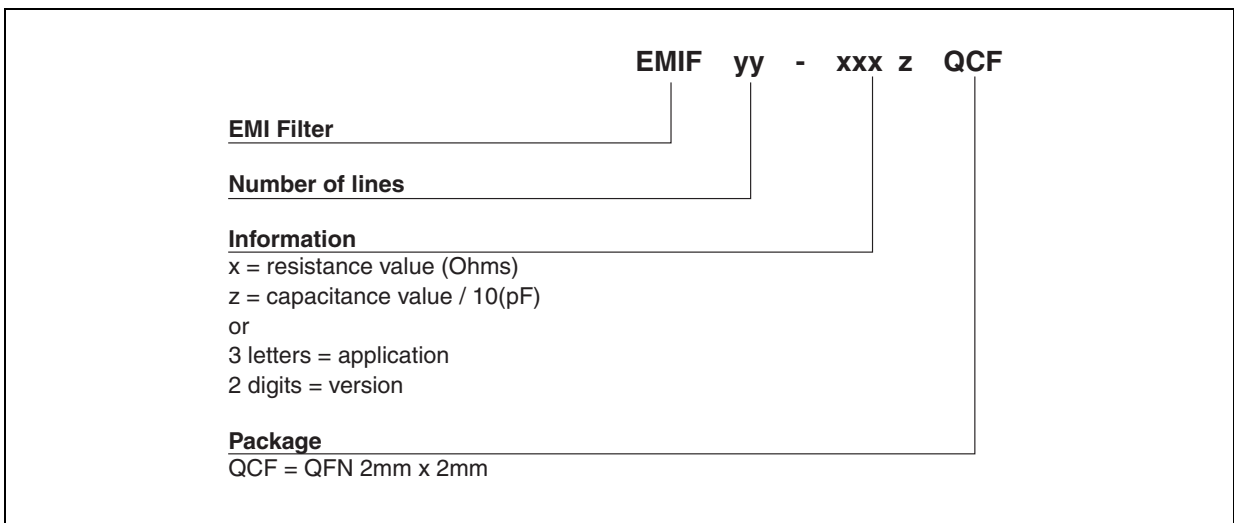


Figure 9: QFN Package Mechanical Data

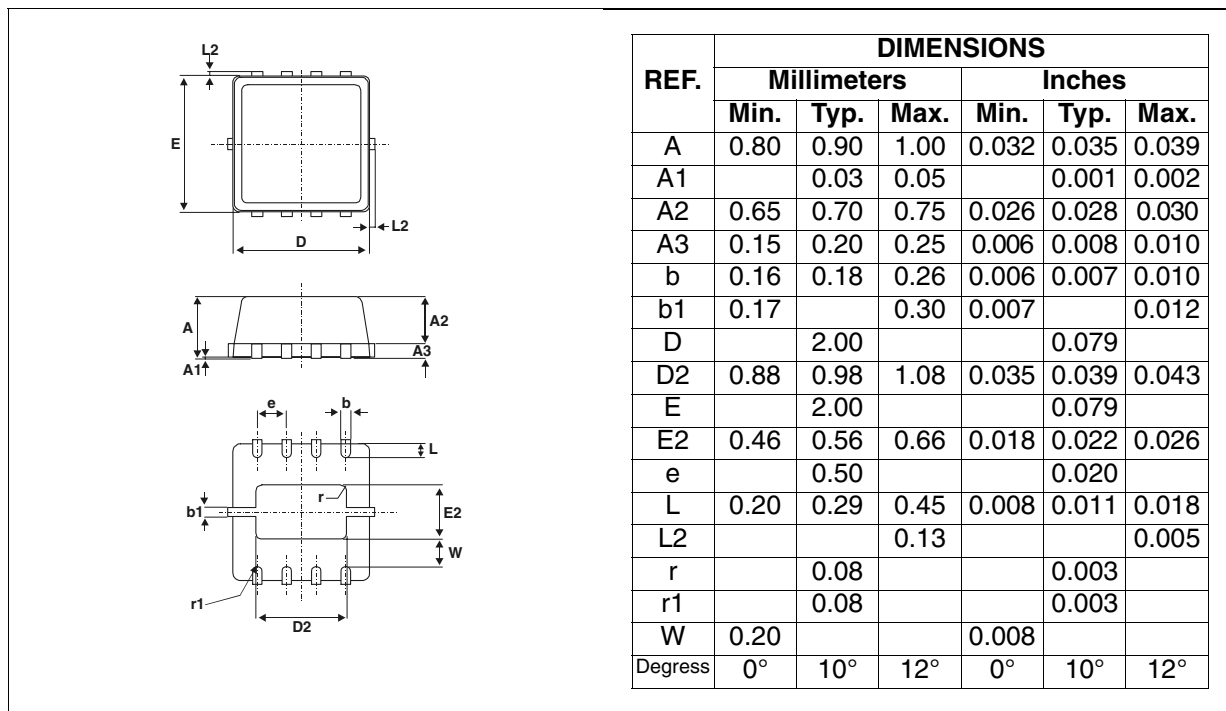


Figure 10: Foot Print dimensions (in millimeters)

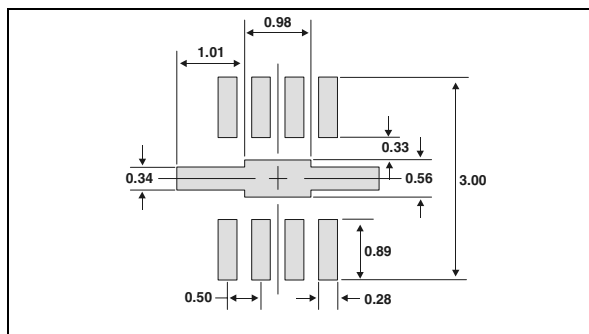


Table 4: Ordering Information

Part Number	Marking	Package	Weight	Base qty	Delivery mode
EMIF04-1502QCF	F4	QFN	8.4 mg	3000	Tape & reel (7")

Note: Further packing information available in the application note
 - AN1751: "EMI Filters: Recommendations and measurements"

Table 5: Revision History

Date	Revision	Description of Changes
06-Dec-2004	1	First issue

Information furnished is believed to be accurate and reliable. However, STMicroelectronics assumes no responsibility for the consequences of use of such information nor for any infringement of patents or other rights of third parties which may result from its use. No license is granted by implication or otherwise under any patent or patent rights of STMicroelectronics. Specifications mentioned in this publication are subject to change without notice. This publication supersedes and replaces all information previously supplied. STMicroelectronics products are not authorized for use as critical components in life support devices or systems without express written approval of STMicroelectronics.

The ST logo is a registered trademark of STMicroelectronics.
All other names are the property of their respective owners

© 2004 STMicroelectronics - All rights reserved

STMicroelectronics group of companies

Australia - Belgium - Brazil - Canada - China - Czech Republic - Finland - France - Germany - Hong Kong - India - Israel - Italy - Japan -
Malaysia - Malta - Morocco - Singapore - Spain - Sweden - Switzerland - United Kingdom - United States of America
www.st.com

