
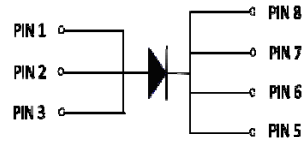


High Current Density Trench Barrier Schottky Rectifier

Product Summary:

$V_{RRM}$	60V
$V_F @ I_F=25A$	0.45V
$I_{F(AV)}$	25A



Trench Schottky Technology

Pb-Free Lead Plating & Halogen Free



ABSOLUTE MAXIMUM RATINGS ( $T_A = 25^\circ\text{C}$  Unless Otherwise Noted)

PARAMETERS/TEST CONDITIONS	SYMBOL	LIMITS	UNIT
Maximum Repetitive Peak Reverse Voltage	$V_{RRM}$	60	V
Maximum Average Forward Rectified Current	$I_{F(AV)}$	25	A
Peak Forward Surge Current 8.3ms Single Half Sine-wave Superimposed on Rated Load per Diode	$I_{FSM}$	300	
Operating Junction & Storage Temperature Range	$T_{j}, T_{stg}$	-40 to 150	$^\circ\text{C}$

THERMAL RESISTANCE RATINGS

THERMAL RESISTANCE	SYMBOL	TYPICAL	MAXIMUM	UNIT
Junction-to-Case	$R_{\theta JC}$		2.5	$^\circ\text{C} / \text{W}$
Junction-to-Ambient	$R_{\theta JA}$		50	

<sup>1</sup>Pulse width limited by maximum junction temperature.

<sup>2</sup>Duty cycle  $\leq 1\%$



ELECTRICAL CHARACTERISTICS ( $T_A = 25\text{ }^\circ\text{C}$ , Unless Otherwise Noted)

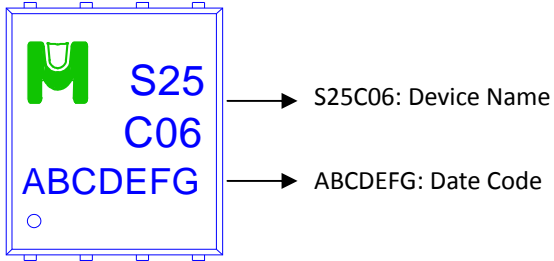
PARAMETER	SYMBOL	TEST CONDITIONS		LIMITS			UNIT	
				MIN	TYP	MAX		
Breakdown Voltage	$V_{BR}$	$I_R=1.0\text{mA}$		60			V	
Instantaneous Forward Voltage per Diode	$V_F^1$	$I_F=12.5\text{A}$	$T_A = 25\text{ }^\circ\text{C}$		0.42		V	
		$I_F=25\text{A}$			0.49	0.55		
		$I_F=12.5\text{A}$	$T_A = 125\text{ }^\circ\text{C}$		0.35			
		$I_F=25\text{A}$			0.45	0.53		
Reverse Current per Diode	$I_R^2$	$V_R = 60\text{V}$		$T_A = 25\text{ }^\circ\text{C}$		70	300	$\mu\text{A}$
				$T_A = 125\text{ }^\circ\text{C}$		30	80	$\text{mA}$

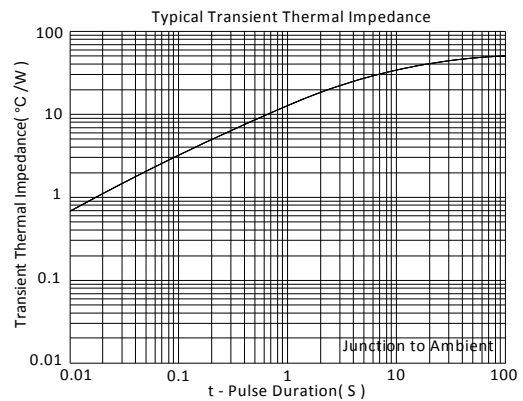
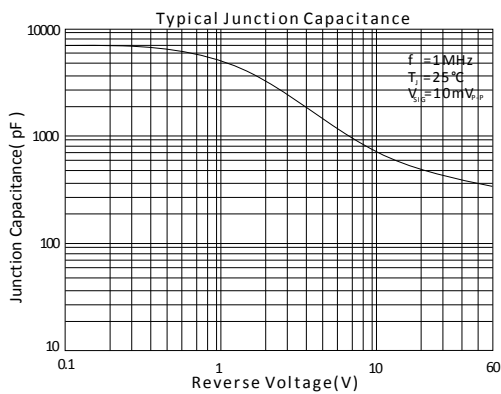
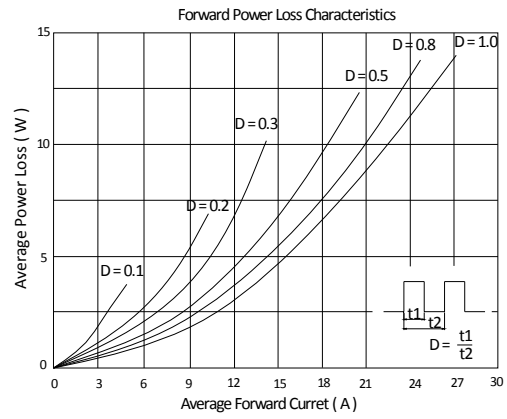
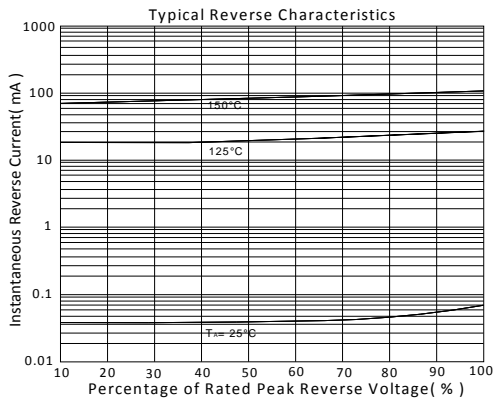
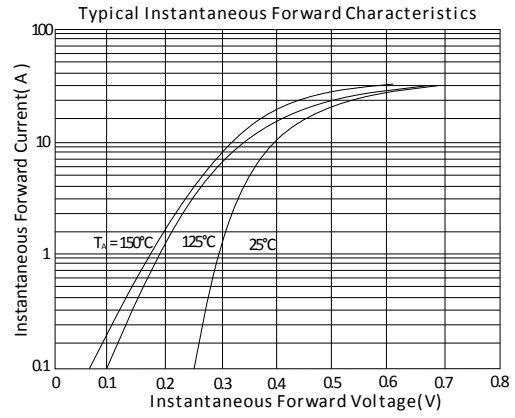
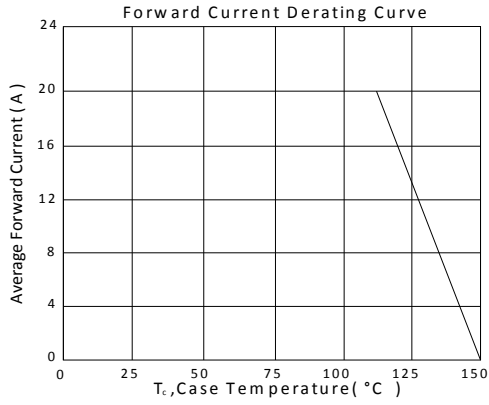
<sup>1</sup>Pulse test : 300  $\mu\text{s}$  Pulse Width, 1% Duty Cycle.

<sup>2</sup>Pulse Width  $\leq 40\text{ms}$ .

Ordering & Marking Information:

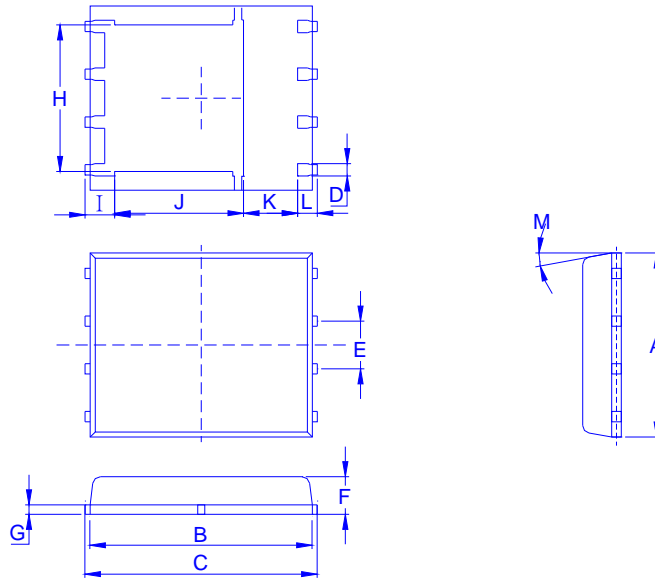
Device Name: EMS25C06HC for EDFN 5 x 6







Outline Drawing



Dimension in mm

Dimension	A	B	C	D	E	F	G	H	I	J	K	L	M
Min.	4.80	5.50	5.90	0.3		0.85	0.15	3.67	0.41	3.00	0.94	0.45	0°
Typ.					1.27								
Max.	5.30	5.90	6.15	0.51		1.20	0.30	4.54	0.85	3.92	1.7	0.71	12°

Recommended minimum pads

