


Flyback Transformer

EPC3001



- Gapped Transformer •
- 1500 Vrms Isolation •
- Switching Frequency : 100 KHz •

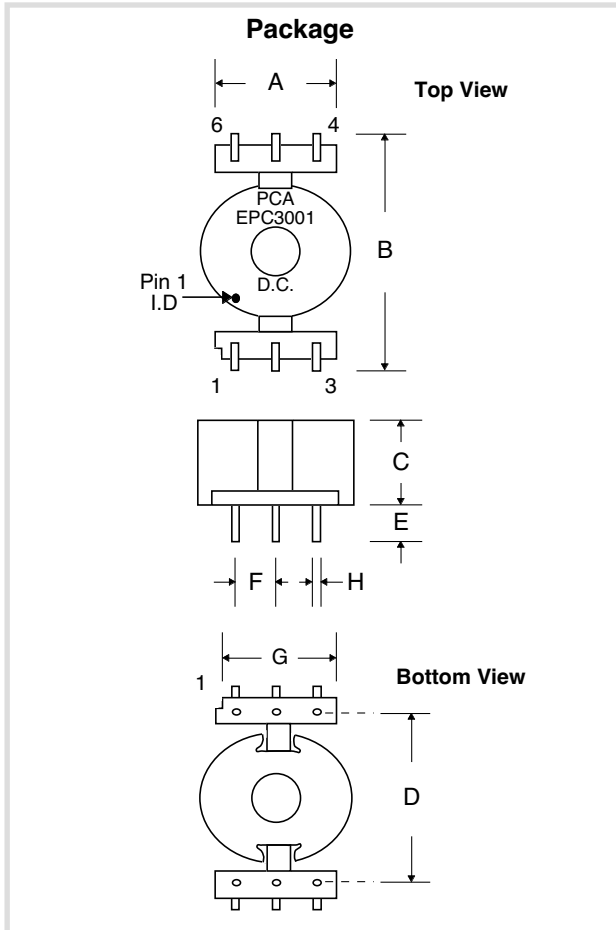
www.DataSheet4U.com

Primary Specification

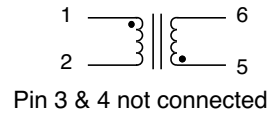
Inductance ($\mu\text{H} \pm 20\%$) @ 0 Adc	DCR (Ω Max.)	
	Pins 1-2	Pins 5-6
@ 100 KHz, .1 Vrms	0.075	0.650
47	Pins 1-2	Pins 5-6

Magnetic Design @ $V_{out} : -67V \cdot I_{out} : .33\text{Adc} \cdot V_{in} : -24V \cdot I_{in} : 1.17\text{Adc}$

Leakage Inductance (μH Max.)	Inductance Change @ 1.77 Adc	Inductance Change @ 1.17 Adc	Core Loss (mW)	Turns Ratio	Temperature Rise ($^{\circ}\text{C}$ Max.)
@ 100 KHz, .1 Vrms					
.6	5% Max	3% Max	145	1 : 4	27
Pins 1-2 w/ 5-6 shorted				Pins 1-2 : Pins 5-6	



Schematic



Dimensions

Dim.	(Inches)			(Millimeters)		
	Min.	Max.	Nom.	Min.	Max.	Nom.
A	---	.768	---	---	19.50	---
B	---	.758	---	---	29.85	---
C	---	.441	---	---	11.20	---
D	---	---	.846	---	---	21.50
E	---	---	.118	---	---	3.00
F	---	---	.140	---	---	3.55
G	---	.402	---	---	10.20	---