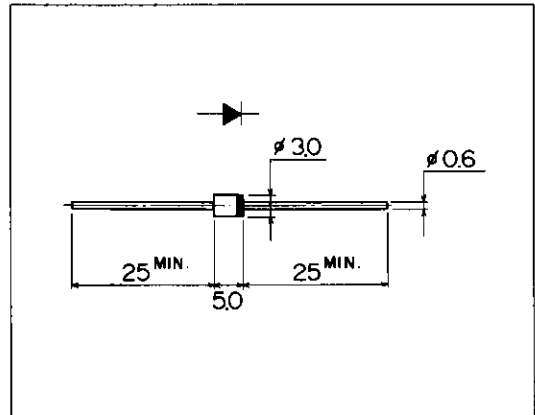


A

ショットキーバリアダイオード

SCHOTTKY BARRIER DIODE

■外形寸法：Outline Drawings



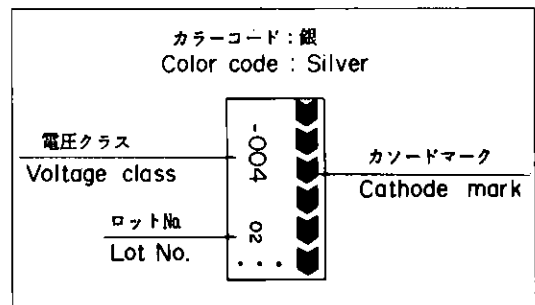
■特長：Features

- 低 V_F
Low V_F
- スイッチングスピードが非常に速い
Super high speed switching.
- プレーナー技術による高信頼性
High reliability by planer design.

■用途：Applications

- 高速電力スイッチング
High speed power switching.

■表示：Marking



■定格と特性：Maximum Ratings and Characteristics

●絶対最大定格：Absolute Maximum Ratings

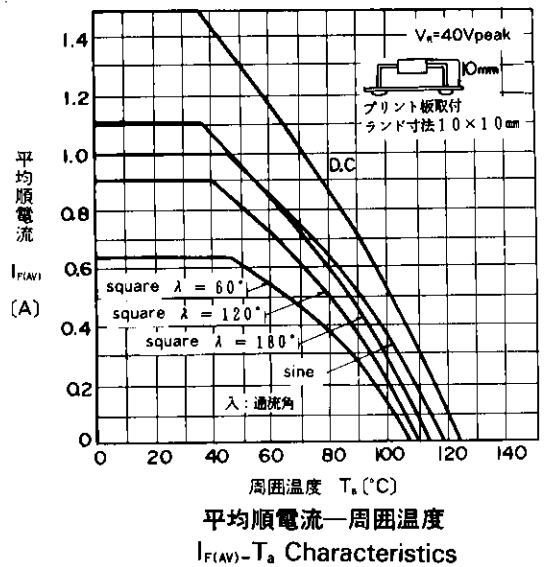
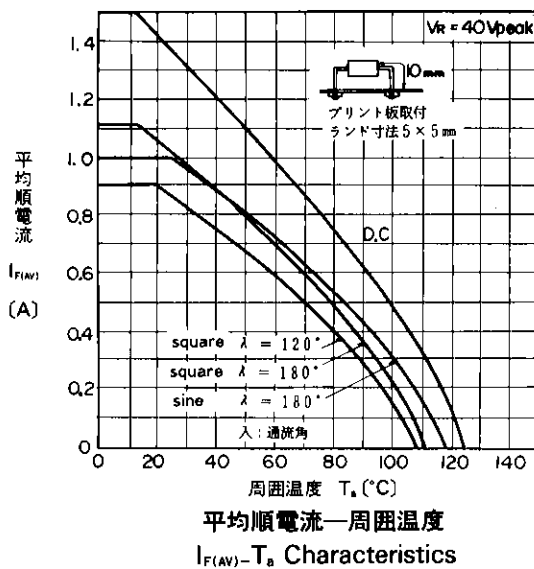
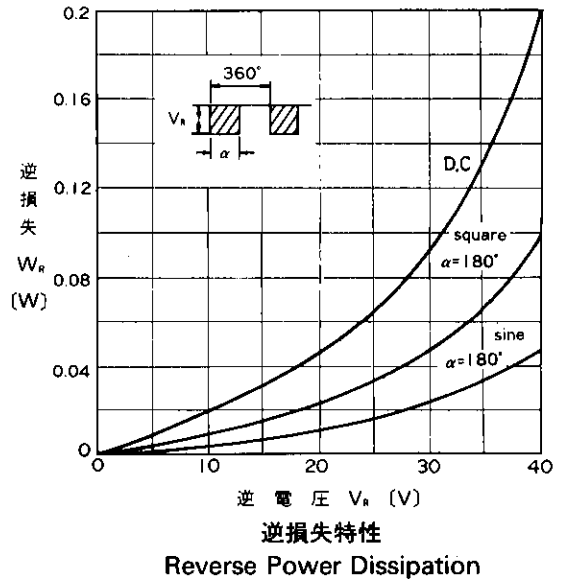
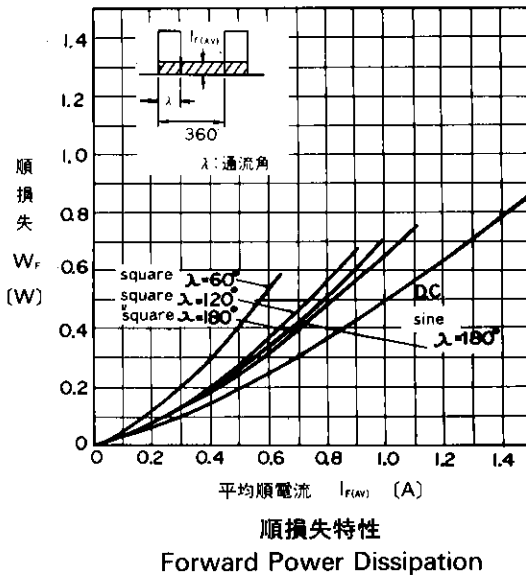
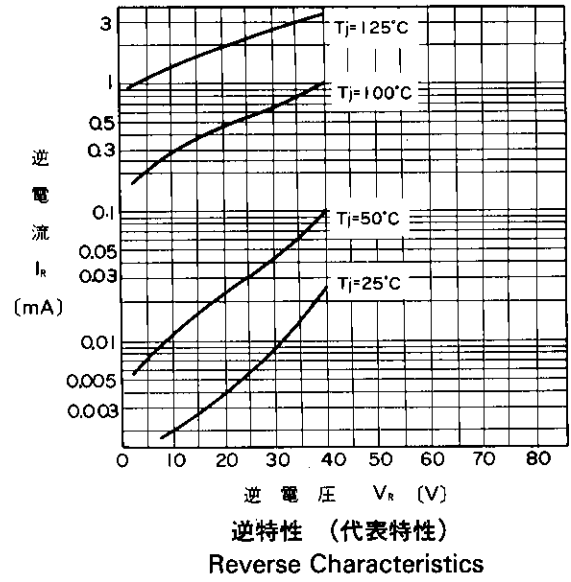
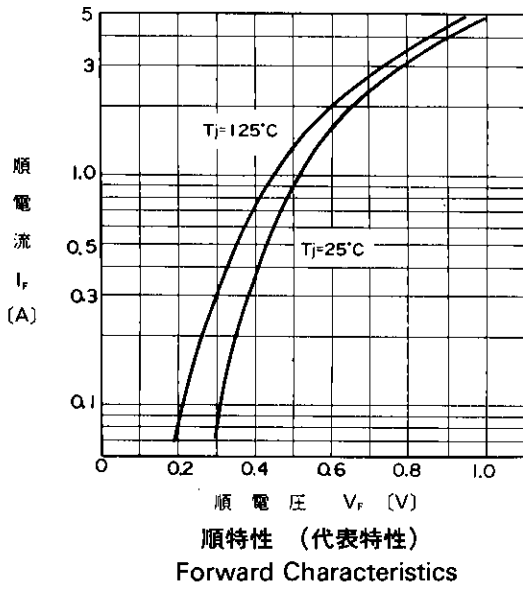
Items	Symbols	Conditions	Ratings	Units
ピーク繰り返し逆電圧 Repetitive Peak Reverse Voltage	V_{RRM}		40	V
平均順電流 Average Forward Current	$I_{F(AV)}$	正弦波 duty = 1/2, $T_a = 25^\circ\text{C}$ Sine wave	1.0	A
サージ電流 Surge Current	I_{FSM}	正弦波 10ms Sine wave	50	A
接合温度 Operating Junction Temperature	T_j		-40 ~ +125	$^\circ\text{C}$
保存温度 Storage Temperature	T_{stg}		-40 ~ +125	$^\circ\text{C}$

●電気的特性(特に指定がない限り周囲温度 $T_a = 25^\circ\text{C}$ とする)

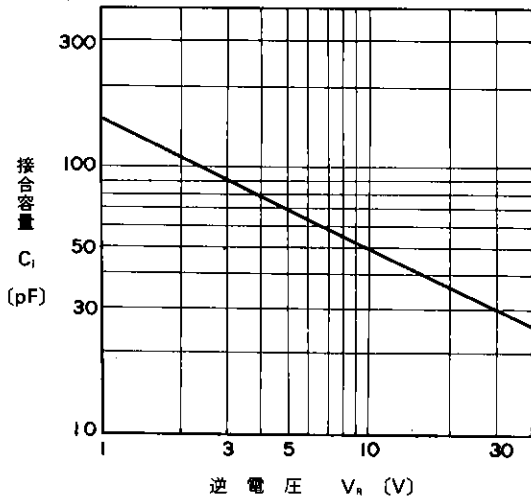
Electrical Characteristics ($T_a = 25^\circ\text{C}$ Unless otherwise specified)

Items	Symbols	Conditions	Max.	Units
順電圧 Forward Voltage Drop	V_{FM}	$I_{FM} = 1.0\text{A}$	0.55	V
逆電流 Reverse Current	I_{RRM}	$V_R = V_{RRM}$	2.0	mA

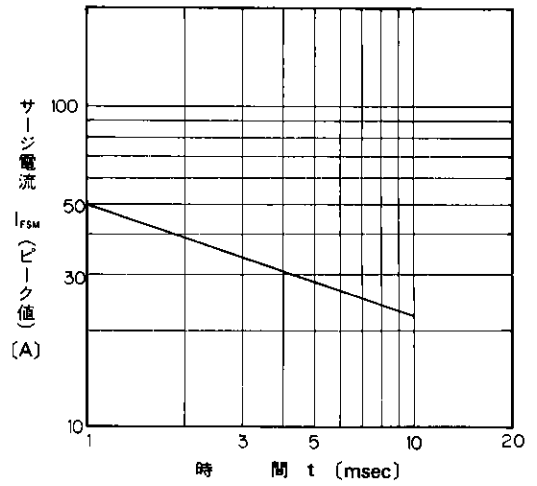
■特性曲線：Characteristics



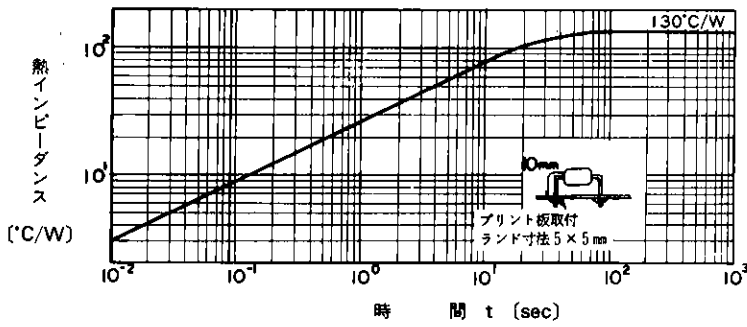
A



接合容量特性 (代表特性)
Junction Capacitance Characteristics



サージ電流耐量
Surge Capacity



過渡熱インピーダンス
Transient Thermal Impedance

For more information, contact:

Collmer Semiconductor, Inc.

P.O. Box 702708

Dallas, TX 75370

972-233-1589

972-233-0481 Fax

<http://www.collmer.com>