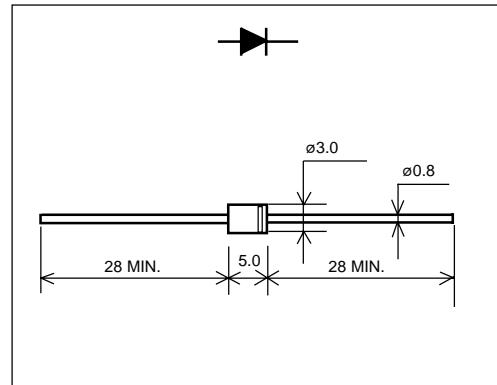


# ERB43 (0.5A)

( 200 to 800V / 0.5A )

## FAST RECOVERY DIODE

### ■ Outline drawings, mm



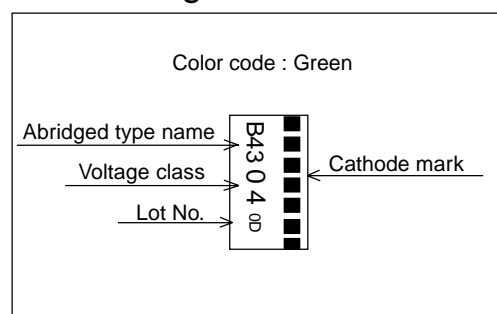
### ■ Features

- High voltage by mesa design
- High reliability

### ■ Applications

- High speed switching

### ■ Marking



### ■ Maximum ratings and characteristics

- Absolute maximum ratings

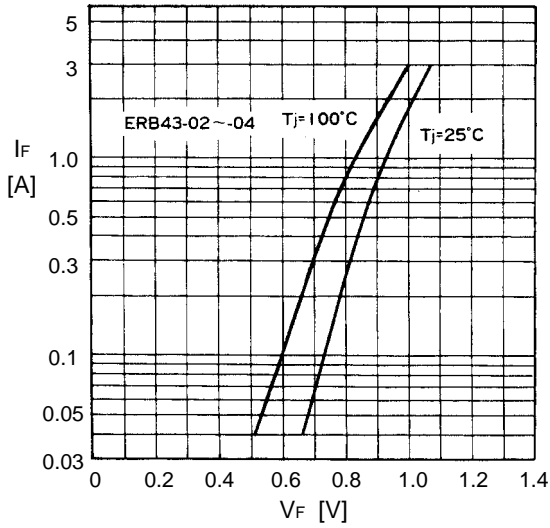
Item	Symbol	Conditions	Rating				Unit
			-02	-04	-06	-08	
Repetitive peak reverse voltage	$V_{RRM}$		200	400	600	800	V
Average forward current	$I_{F(AV)}$	Resistive load ( $T_a=40^\circ\text{C}$ )	0.5				A
Surge current	$I_{FSM}$	Sine wave 10ms	10				A
Operating junction temperature	$T_j$		-40 to +140				$^\circ\text{C}$
Storage temperature	$T_{stg}$		-40 to +140				$^\circ\text{C}$

- Electrical characteristics ( $T_a=25^\circ\text{C}$  Unless otherwise specified)

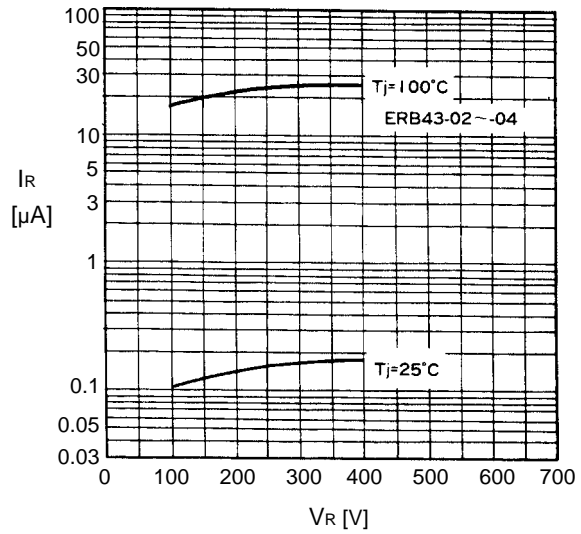
Item	Symbol	Conditions	Max.	Unit
Forward voltage drop	$V_{FM}$	$I_{FM}=0.5\text{A}$	1.2	V
Reverse current	$I_{RRM}$	$V_R=V_{RRM}$	10	$\mu\text{A}$
Reverse recovery time	$t_{rr}$	$I_F=0.1\text{A}, I_R=0.1\text{A}$	0.4	$\mu\text{s}$

■ Characteristics

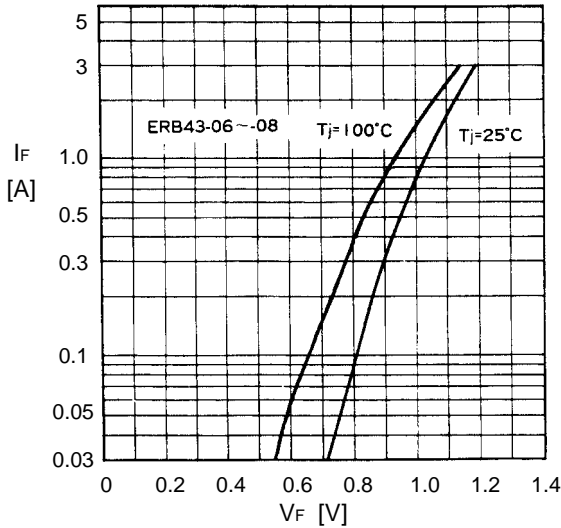
Forward characteristics



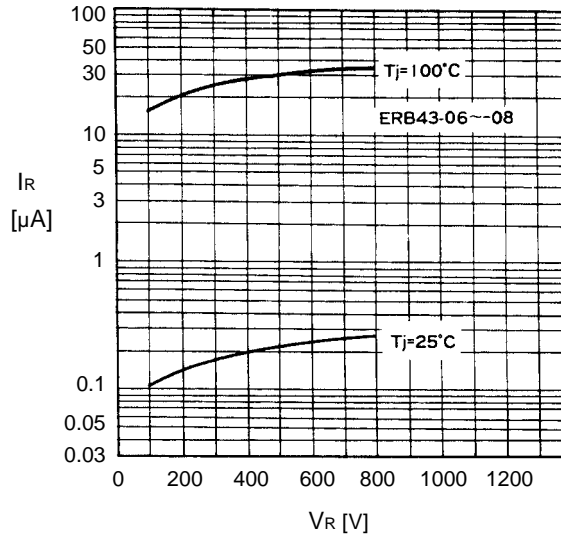
Reverse characteristics



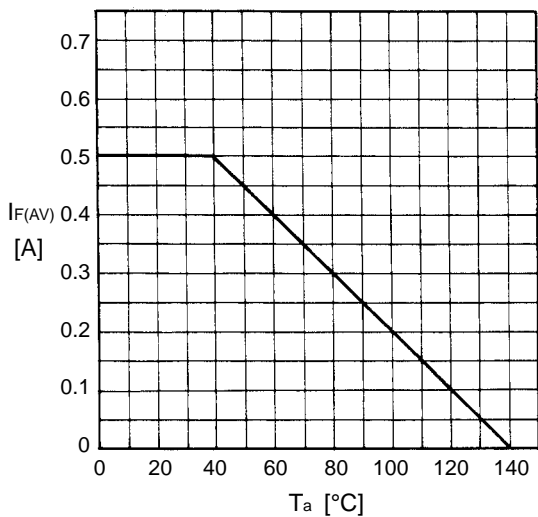
Forward characteristics



Reverse characteristics



Current derating ( $I_{F(AV)}-T_a$ )



Junction capacitance characteristics

