



ES1001FL-AU~ES1006FL-AU

SMALL SURFACE MOUNT SUPER FAST DIODES

VOLTAGE 100 to 600 Volt **CURRENT** 1 Ampere

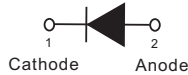
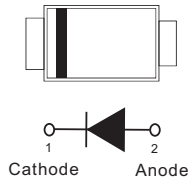
SOD-123FL Unit : inch(mm)

FEATURES

- For surface mounted applications in order to optimize board space
- Ideal for automated placement
- Glass passivated
- High temperature soldering : 260°C / 10 seconds at terminals
- Acquire quality system certificate : TS16949
- AEC-Q101 qualified
- Lead free in compliance with EU RoHS 2011/65/EU directive
- Green molding compound as per IEC61249 Std. . (Halogen Free)

MECHANICAL DATA

- Case: SOD-123FL, Plastic
- Terminals: Solderable per MIL-STD-750, Method 2026
- Weight: 0.0006 ounce, 0.0172 gram
- Polarity: Color band denotes cathode end



ABSOLUTE RATINGS

Ratings at 25°C ambient temperature unless otherwise specified.

Parameter	Test condition	Symbol	ES1001FL-AU	ES1002FL-AU	ES1004FL-AU	ES1006FL-AU	Units
Marking Code		-	E1B	E1D	E1G	E1J	-
Maximum repetitive peak reverse voltage		V _{RRM}	100	200	400	600	V
Maximum RMS voltage		V _{RMS}	70	140	280	420	V
Maximum DC blocking voltage		V _{DC}	100	200	400	600	V
Maximum average forward current	T _L =120°C	I _{F(AV)}	1				A
Peak forward surge current 8.3ms single half sine-wave	T _L =25°C	I _{FSM}	30				A
Maximum instantaneous forward voltage	1.0A	V _F	0.95		1.25	1.7	V
Maximum DC reverse current at rated DC blocking voltage	T _J =25°C T _J =100°C	I _R			0.5 10		μA
Reverse recovery time	I _F =0.5A I _R =1A I _{RR} =0.25A	T _{RR}			35		ns
Typical capacitance	4V,1MHz	C _J			7		pF

ELECTRICAL CHARACTERISTICS

Ratings at 25°C ambient temperature unless otherwise specified.

Parameter	Symbol	ES1001FL-AU	ES1002FL-AU	ES1004FL-AU	ES1006FL-AU	Units
Typical Thermal Resistane	(Notes 1) R _{θJA} (Notes 2) R _{θJC}			200 30		°C/W
Operating junction and storage temperature range	T _J , T _{STG}			-55 to +150		°C

NOTES : 1.Mounted on a FR4 PCB, single-sided copper, mini pad.
2.Mounted on a FR4 PCB, single-sided copper, with 10cm*10cm copper pad area.



ES1001FL-AU~ES1006FL-AU

RATING AND CHARACTERISTIC CURVES

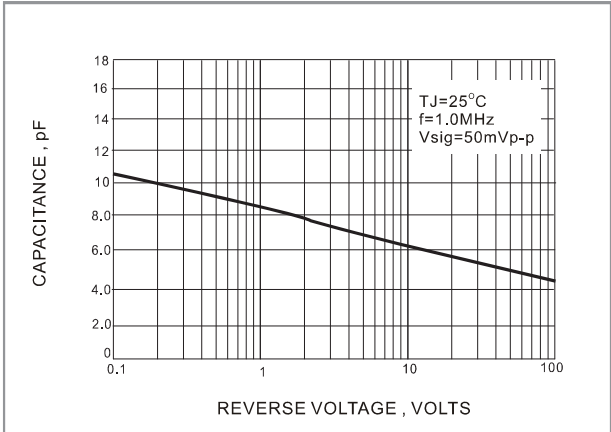


Fig. 1-TYPICAL JUNCTION CAPACITANCE

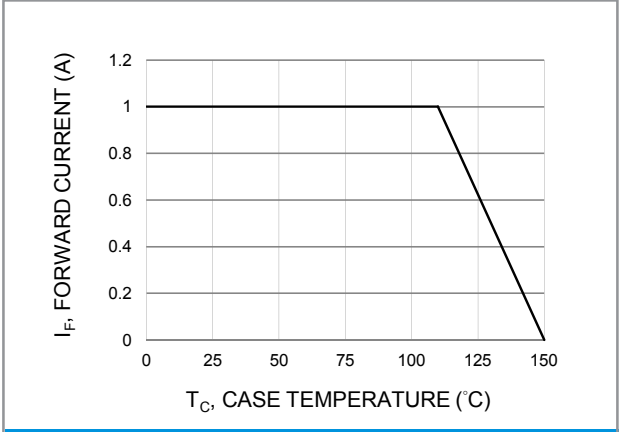


Fig. 2-FORWARD CURRENT DERATING CURVE

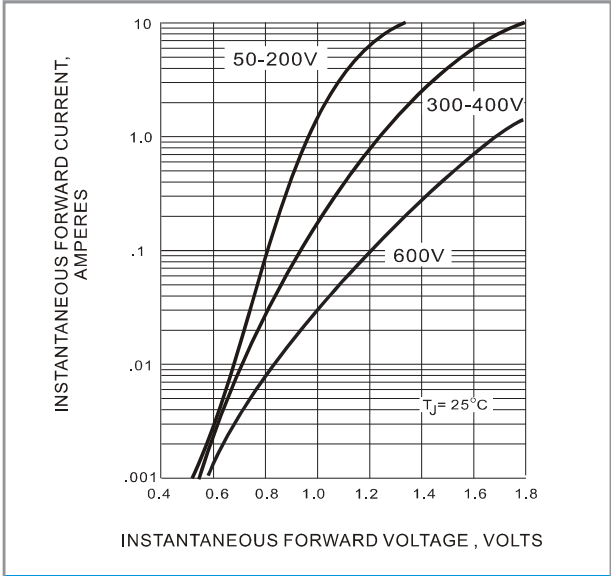


Fig. 3-TYPICAL FORWARD CHARACTERISTICS

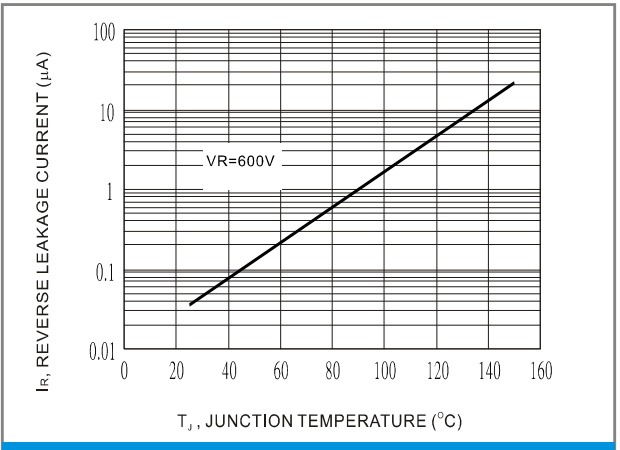
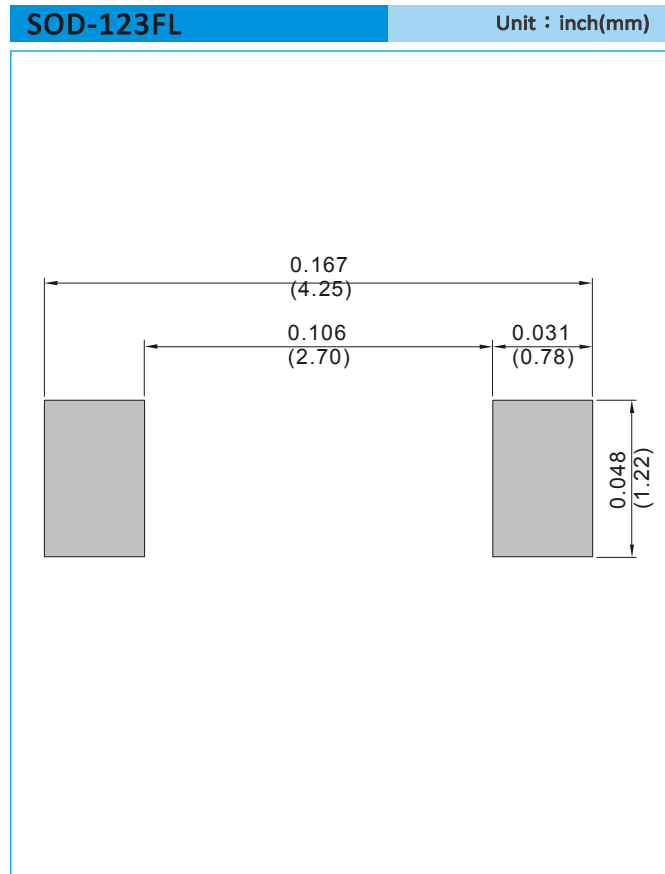


Fig. 4-TYPICAL LEAKAGE CURRENT vs JUNCTION TEMPERATURE



ES1001FL-AU~ES1006FL-AU

MOUNTING PAD LAYOUT



ORDER INFORMATION

- Packing information
T/R - 10K per 13" plastic Reel
T/R - 3K per 7" plastic Reel



ES1001FL-AU~ES1006FL-AU

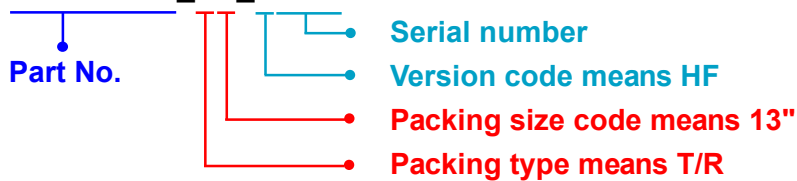
Part No_packing code_Version

ES1001FL-AU_R1_000A1

ES1001FL-AU_R2_000A1

For example :

RB500V-40_R2_00001



Packing Code XX				Version Code XXXXX		
Packing type	1 st Code	Packing size code	2 nd Code	HF or RoHS	1 st Code	2 nd ~5 th Code
Tape and Ammunition Box (T/B)	A	N/A	0	HF	0	serial number
Tape and Reel (T/R)	R	7"	1	RoHS	1	serial number
Bulk Packing (B/P)	B	13"	2			
Tube Packing (T/P)	T	26mm	X			
Tape and Reel (Right Oriented) (TRR)	S	52mm	Y			
Tape and Reel (Left Oriented) (TRL)	L	PANASERT T/B CATHODE UP (PBCU)	U			
FORMING	F	PANASERT T/B CATHODE DOWN (PBCD)	D			



ES1001FL-AU~ES1006FL-AU

Disclaimer

- Reproducing and modifying information of the document is prohibited without permission from Panjit International Inc..
- Panjit International Inc. reserves the rights to make changes of the content herein the document anytime without notification. Please refer to our website for the latest document.
- Panjit International Inc. disclaims any and all liability arising out of the application or use of any product including damages incidentally and consequentially occurred.
- Panjit International Inc. does not assume any and all implied warranties, including warranties of fitness for particular purpose, non-infringement and merchantability.
- Applications shown on the herein document are examples of standard use and operation. Customers are responsible in comprehending the suitable use in particular applications. Panjit International Inc. makes no representation or warranty that such applications will be suitable for the specified use without further testing or modification.
- The products shown herein are not designed and authorized for equipments requiring high level of reliability or relating to human life and for any applications concerning life-saving or life-sustaining, such as medical instruments, transportation equipment, aerospace machinery et cetera. Customers using or selling these products for use in such applications do so at their own risk and agree to fully indemnify Panjit International Inc. for any damages resulting from such improper use or sale.
- Since Panjit uses lot number as the tracking base, please provide the lot number for tracking when complaining.