

**SURFACE MOUNT
SUPER FAST RECTIFIERS**

REVERSE VOLTAGE - **50 to 400** Volts
FORWARD CURRENT - **3.0** Amperes

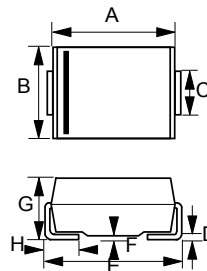
FEATURES

- Glass passivated chip
- Super fast switching for high efficiency
- For surface mounted applications
- Low forward voltage drop and high current capability
- Low reverse leakage current

MECHANICAL DATA

- Case : Molded plastic
- Case Material: Molding compound, UL Flammability classification 94V-0, (No Br. Sb. Cl.) "Halogen-free".
- Polarity : Color band denotes cathode
- Weight : 0.003 ounces, 0.093 grams

SMB



SMB		
DIM.	MIN.	MAX.
A	4.06	4.57
B	3.30	3.94
C	1.96	2.21
D	0.15	0.31
E	5.21	5.59
F	0.05	0.20
G	2.01	2.50
H	0.76	1.52

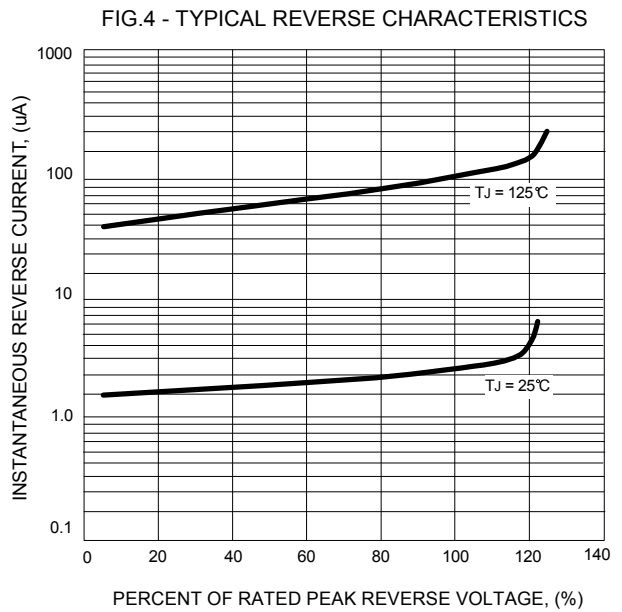
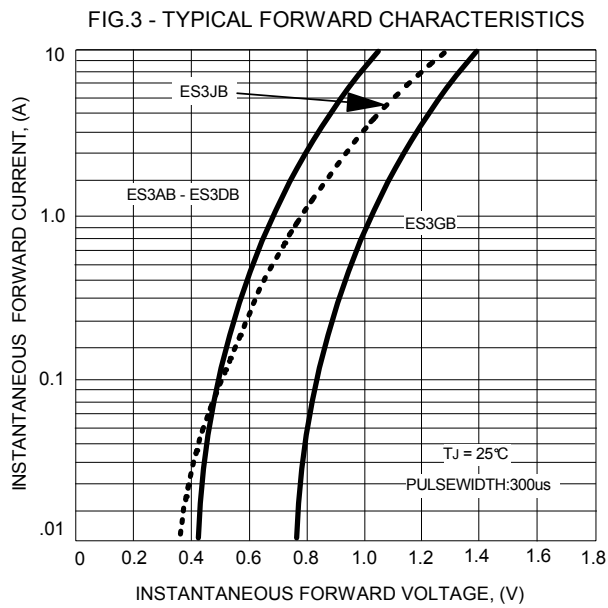
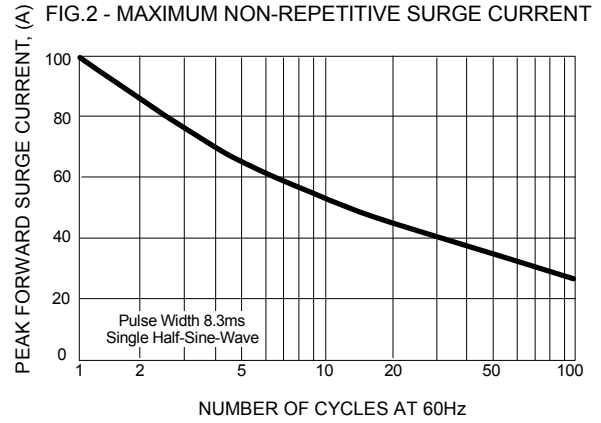
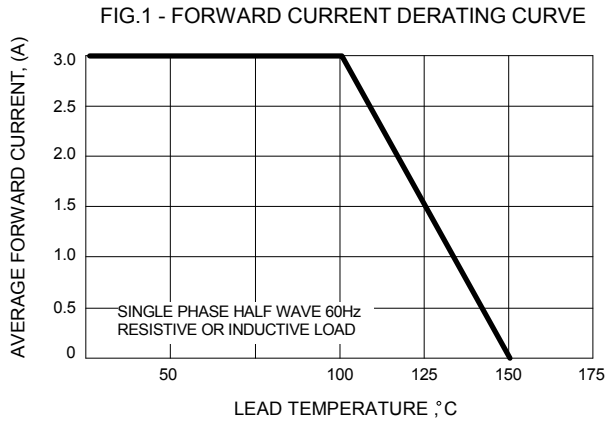
All Dimensions in millimeter

MAXIMUM RATINGS AND ELECTRICAL CHARACTERISTICS

Ratings at 25°C ambient temperature unless otherwise specified.

CHARACTERISTICS	SYMBOL	ES3AB	ES3BB	ES3CB	ES3DB	ES3GB	ES3JB	UNIT
Maximum Recurrent Peak Reverse Voltage	VRRM	50	100	150	200	400	600	V
Maximum RMS Voltage	VRMS	35	70	105	140	280	420	V
Maximum DC Blocking Voltage	VDC	50	100	150	200	400	600	V
Maximum Average Forward Rectified Current @TL =110°C	I(AV)	3.0						A
Peak Forward Surge Current 8.3ms single half sine-wave super imposed on rated load (JEDEC METHOD)	IFSM	100						A
Maximum forward Voltage at 3.0A DC	VF	0.92			1.25	1.30		V
Maximum DC Reverse Current @TJ =25°C at Rated DC Blocking Voltage @TJ=125°C	IR	10 500						uA
Maximum Reverse Recovery Time (Note 1)	TRR	25					35	ns
Typical Reverse Recovery Time	TRR	20					30	ns
Typical Junction Capacitance (Note 2)	CJ	45						pF
Typical Thermal Resistance (Note 3)	Rθ JA Rθ JL Rθ JC	50 15 15						°C/W
Operating Temperature Range	TJ	-55 to + 150						°C
Storage Temperature Range	TSTG	-55 to + 150						°C

NOTES : 1. Reverse Recovery Test Conditions :IF=0.5A,IR=1.0A,IRR=0.25A.
2. Measured at 1.0MHz and applied reverse voltage of 4.0V DC.
3. Thermal Resistance junction to Ambient, Lead and Case.



Important Notice and Disclaimer

LSC reserves the right to make changes to this document and its products and specifications at any time without notice. Customers should obtain and confirm the latest product information and specifications before final design, purchase or use.

LSC makes no warranty, representation or guarantee regarding the suitability of its products for any particular purpose, nor does LSC assume any liability for application assistance or customer product design. LSC does not warrant or accept any liability with products which are purchased or used for any unintended or unauthorized application.

No license is granted by implication or otherwise under any intellectual property rights of LSC.

LSC products are not authorized for use as critical components in life support devices or systems without express written approval of LSC.