

FEATURES


- Glass Passivated Die Construction
- Super-Fast Recovery Time For High Efficiency
- Low Forward Voltage Drop and High Current Capability
- Ideally Suited for Automated Assembly
- Plastic Material: UL Flammability Classification Rating 94V-0



SMBF

MECHANICAL DATA

- Case: SMBF Molded plastic
- Terminals: Pure tin plated, lead free
- Polarity: Indicated by cathode band
- Weight: 57mg (approx.)



Cathode

MAXIMUM RATINGS AND ELECTRICAL CHARACTERISTICS

Ratings at 25 °C ambient temperature unless otherwise specified. Single phase, half wave, 60 Hz, resistive or inductive load. For capacitive load, derate current by 20%.

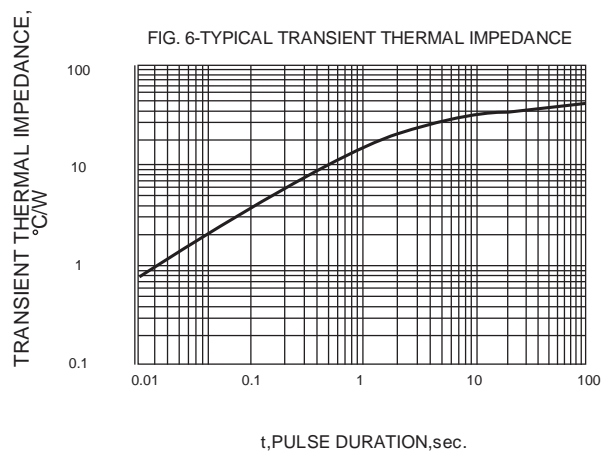
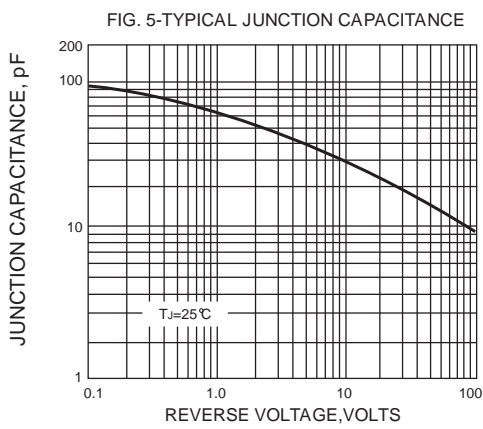
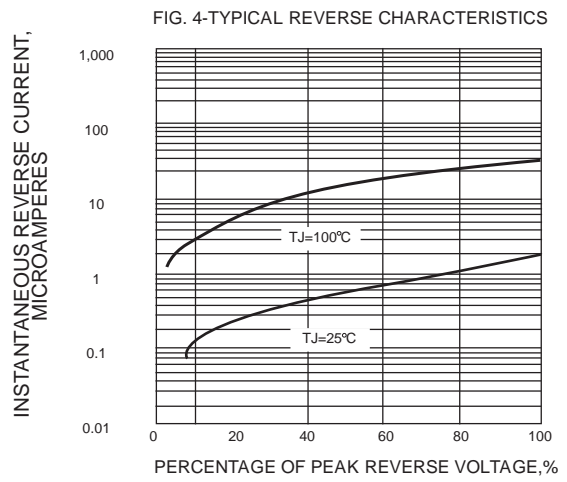
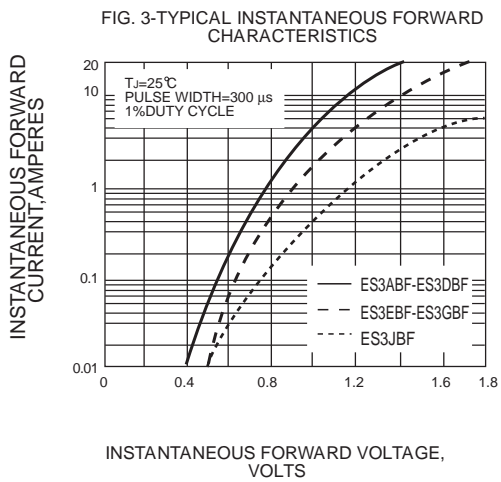
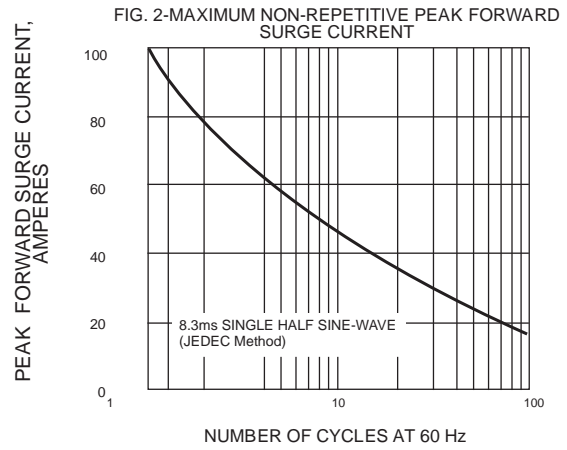
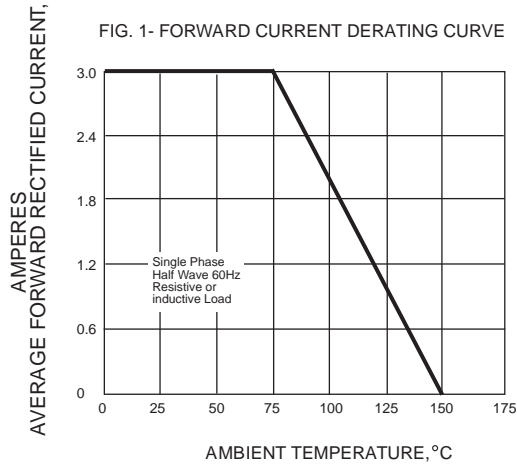
Parameter	Symbol	ES3ABF	ES3BBF	ES3DBF	ES3GBF	ES3JBF	Unit
Maximum Repetitive Peak Reverse Voltage	V_{RRM}	50	100	200	400	600	V
Maximum RMS Voltage	V_{RMS}	35	70	140	280	420	V
Maximum DC Blocking Voltage	V_{DC}	50	100	200	400	600	V
Maximum Average Forward Rectified Current at $T_A=75\text{ }^\circ\text{C}$	$I_{F(AV)}$	3.0					A
Peak Forward Surge Current 8.3ms Single Half Sine-wave Superimposed on Rated Load (JEDEC)	I_{FSM}	100					A
Maximum Instantaneous Forward Voltage at 3 A	V_F	1.0			1.25	1.7	V
Maximum DC Reverse Current at Rated DC Blocking Voltage	I_R	$T_A = 25\text{ }^\circ\text{C}$					μA
		$T_A = 100\text{ }^\circ\text{C}$					
Maximum reverse recovery time (NOTE1)	t_{rr}	35					nS
Typical Junction Capacitance (NOTE2)	C_J	45.0					pF
Maximum Thermal Resistance (NOTE3)	$R_{\theta JL}$	55.0					$^\circ\text{C/W}$
Operating and Storage Temperature Range	$T_{J, TS}$	- 50 to + 150					$^\circ\text{C}$

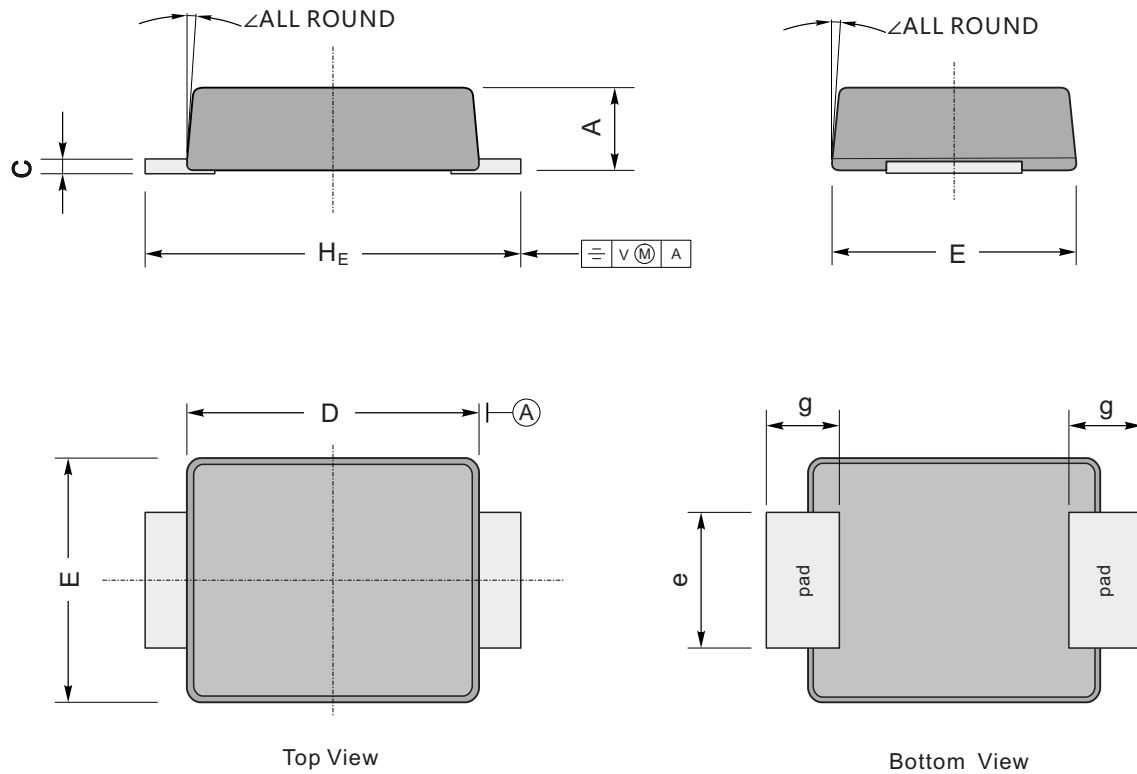
Note: 1.Reverse recovery condition $I_F=0.5\text{A}, I_R=1.0\text{A}, I_{rr}=0.25\text{A}$

2.Measured at 1MHz and applied reverse voltage of 4.0V D.C.

3.P.C.B. mounted with 0.2x0.2"(5.0x5.0mm) copper pad areas

Typical Characteristics



SMBF Package Outline Dimensions


UNIT		A	C	D	E	H_E	e	g	\angle
mm	max	1.3	0.26	4.4	3.7	5.5	2.2	1.0	9°
	min	1.1	0.18	4.2	3.5	5.1	1.9		
mil	max	51	10	173	146	216	86	40	
	min	43	7	165	138	200	75		