

FUJI SILICON DIODE ESAC25M-02C, N, D  
ESAC25M-04C, N, D SPECIFICATION

1. SCOPE

This specification provides the ratings and the test requirement for silicon diode

2. OUT VIEW

Body surface shall be smooth and free of contamination. Dimensions are described in MK5C 18.187

3. IDENTIFICATION

Diode shall be marked legibly with type name, polarity mark, lot No.

4. RATINGS

4.1 MAXIMUM RATINGS

Item	symbol	Conditions	Value	Unit
repetitive peak reverse voltage	$V_{RRM}$		-02 -04 200 400	V
Non repetitive peak reverse voltage	$V_{RSM}$	tw=50ns duty=1/40	250 450	V
Average forward current	$I_o$	square wave duty=1/2 $T_C=95^{\circ}C$	10	A
Non repetitive peak forward current	$I_{FSM}$	10ms	70	A
Operating junction temperature	$T_j$		-40 to 125	$^{\circ}C$
Storage temperature range	$T_{stg}$		-40 to 125	$^{\circ}C$

4.2 ELECTRICAL CHARACTERISTICS ( $T_a=25^{\circ}C$  unless otherwise specified)

Item	symbol	Conditions	Value	Unit
Forward voltage	$V_F$	$I_F=2.5 A$	max. 1.3	V
Reverse current	$I_R$	$V_R=V_{RRM}$	max. 50	$\mu A$
Reverse recovery time	trr	$I_F=I_R=0.1 A$	max. 0.4	$\mu s$
Thermal resistance	$R_{th(j-c)}$	Junction to case	max. 3.5	$^{\circ}C/W$

4.3 MECHANICAL CHARACTERISTICS

Weight		2.3	g
--------	--	-----	---

This material and the information herein is the property of Fuji Electric Co., Ltd. They shall be neither reproduced, copied, lent, or disclosed in any way whatsoever for the use of any third party nor used for the manufacturing purposes without the express written consent of Fuji Electric Co., Ltd.

REVISIONS	DATE	NAME	APPROVED	Fuji Electric Co., Ltd.	MS5 C6 333	1 / 3	
	DRAWN	1986-08-19	K. ASAZAWA				
	CHECKED	1986-8-21	K. Mori ai				

5. TEST AND INSPECTION

Standard test condition : Ta=25°C, 65% RH

unless otherwise specified.

This material and the information herein is the property of Fuji Electric Co., Ltd. They shall be neither reproduced, copied, lent, or disclosed in any way whatsoever for the use of any third party nor used for the manufacturing purposes without the express written consent of Fuji Electric Co., Ltd.

Item	Conditions	Judgement
Appearance	Inspected with eye and measure	Item 2. or 3.
Forward and reverse Characteristics	Test on the standard conditions	Item 4.
Heat cycle	-40 °C, 125°C, each 0.5hour, 5cycles removing interval 5minutes.	Item 4.  I <sub>R</sub> shall be within 250 uA  Solderability shall be more than 95%.
Humidity test	60±2 °C, 95%, 500±5hours	
Solderability	solder bath methode 230 ±5 °C, 5sec.	
Soldering heat	260 °C, 10sec, 1.5 mm from the body	
Life test	Tc=95 °C, rated load, 500±5hours	
Lead pull test	2.5Kg, 10 sec	
Lead bend test	<p style="text-align: center;">A ①A-B-A (1 cycle) ②A-C-A (1 cycle) B C 0.5 Kg 3 cycles</p>	

REVISIONS			
-----------	--	--	--

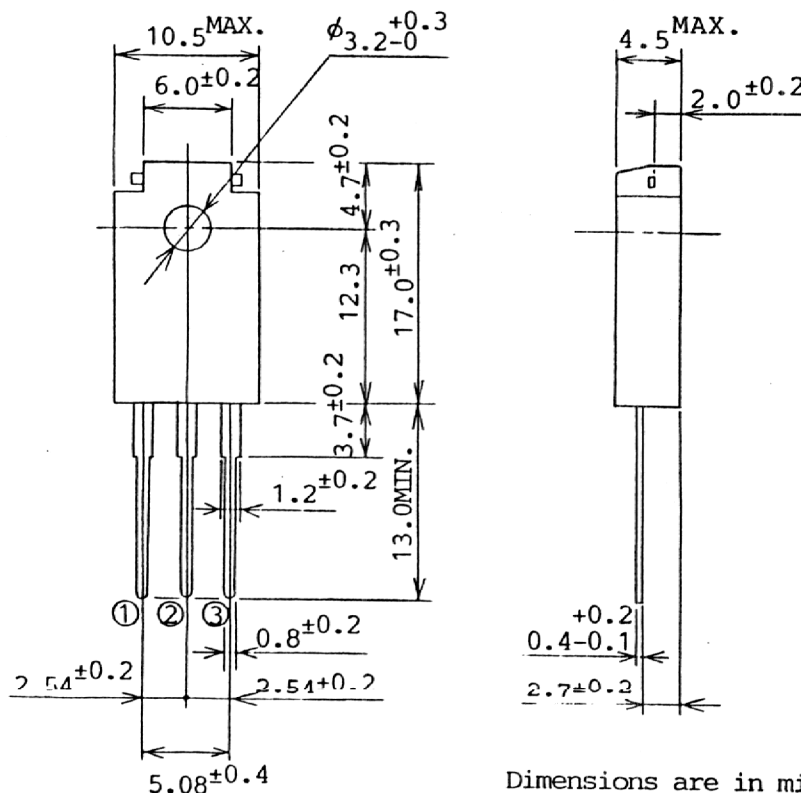
DATE	NAME	APPROVED	Fuji Electric Co.,Ltd.	
DRAWN	- -		DWG. NO	<b>MS5 C6 333</b>
CHECKED	- -			



**FUJI SILICON DIODE**

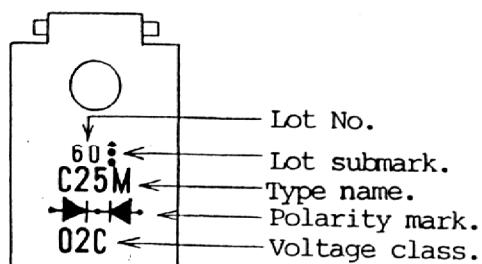
TYPE : ESAC25M-□

OUT VIEW

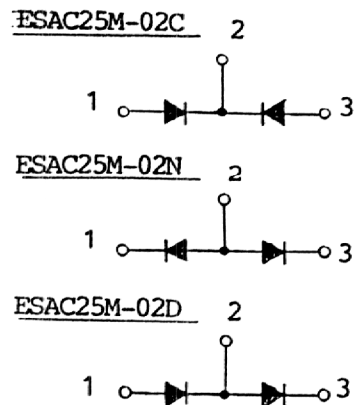


Dimensions are in millimeter.

MARKING



CONNECTION



This material and the information herein is the property of Fuji Electric Co., Ltd. They shall be neither reproduced, copied, lent, or disclosed in any way, whatsoever for the use of any third party, nor used for the manufacturing purposes without the express written consent of Fuji Electric Co., Ltd.

REVISIONS				
-----------	--	--	--	--

	DATE	NAME	APPROVED
DRAWN	1986-10-03	MORIYAMA	
CHECKED	-	-	

Fuji Electric Co., Ltd.	
DWG. NO.	<b>MK5C18187</b>