

# ESAC25(C,N,D)

**PRV : 200 - 400 Volts**

**Io : 10 Amperes**

### FEATURES :

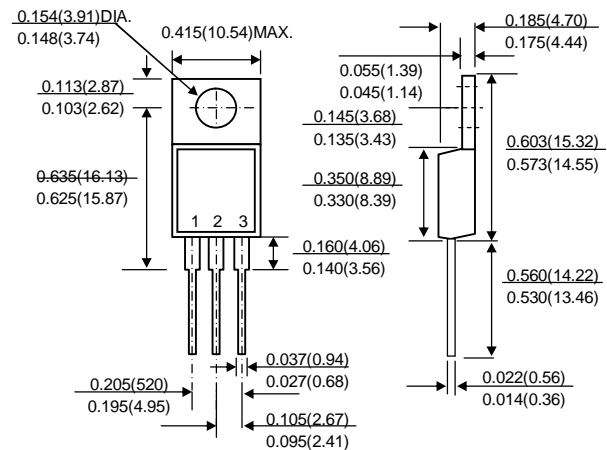
- \* High voltage by mesa design
- \* High High speed switching
- \* High reliability
- \* Pb / RoHS Free

### Connection Diagram

ESAC25-□□C	
ESAC25-□□N	
ESAC25-□□D	

## FAST RECOVERY DIODES

### TO-220AB



## MAXIMUM RATINGS AND ELECTRICAL CHARACTERISTICS

Rating at 25 °C ambient temperature unless otherwise specified.

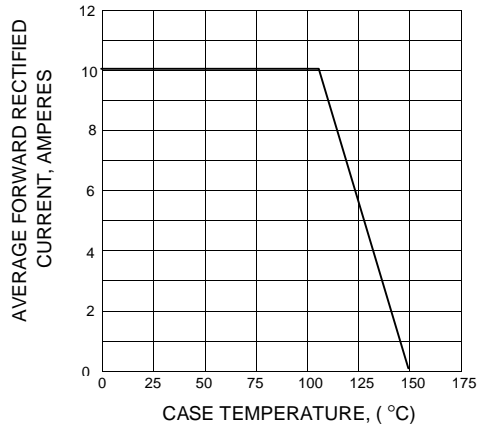
RATING	SYMBOL	ESAC25-02	ESAC25-04	UNIT
Maximum Repetitive Peak Reverse Voltage	VRRM	200	400	V
Maximum Non-Repetitive Peak Reverse Voltage	VRSM	250	450	V
Maximum Average Forward Current (Square wave, duty=1/2, Tc=106°C)	IF(AV)	10		A
Maximum Peak Forward Surge Current, 10ms single sine-wave	IFSM	70		A
Maximum Forward Voltage at IF = 2.5 A	VF	1.3		V
Maximum Reverse Current, VR = VRRM	IRM	10		µA
Maximum Reverse recovery time	Trr	400		ns
Maximum Thermal Resistance, Junction to Case	RθJC	3.0		°C/W
Junction Temperature Range	TJ	- 40 to + 150		°C
Storage Temperature Range	TSTG	- 40 to + 150		°C

### Note :

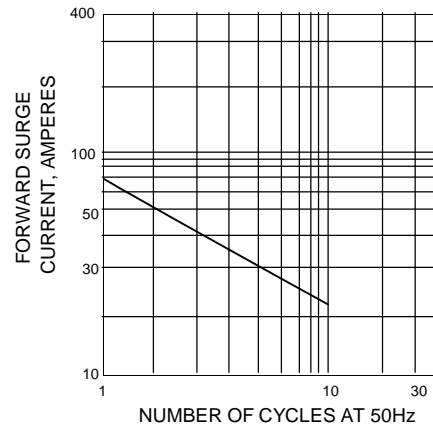
- (1) Reverse Recovery Test Conditions : IF = 100 mA, IR = 100 mA

## RATING AND CHARACTERISTIC CURVES ESAC25(C,N,D)

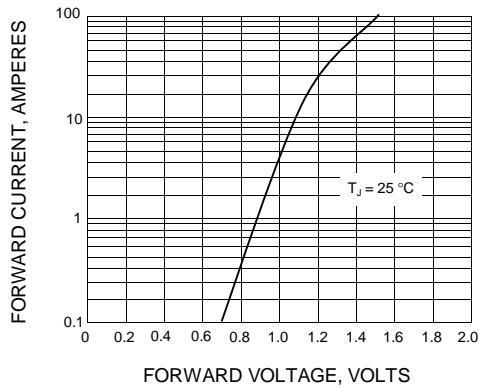
**FIG.1 - FORWARD CURRENT DERATING CURRENT**



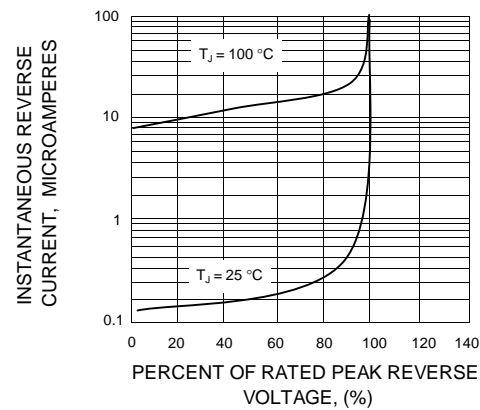
**FIG.2 - SURGE CAPABILITY**



**FIG.3 - FORWARD CHARACTERISTICS**



**FIG. 4 - REVERSE CHARACTERISTICS**



**FIG. 5 - JUNCTION CAPACITANCE CHARACTERISTICS**

