

高速整流ダイオード

FAST RECOVERY DIODE

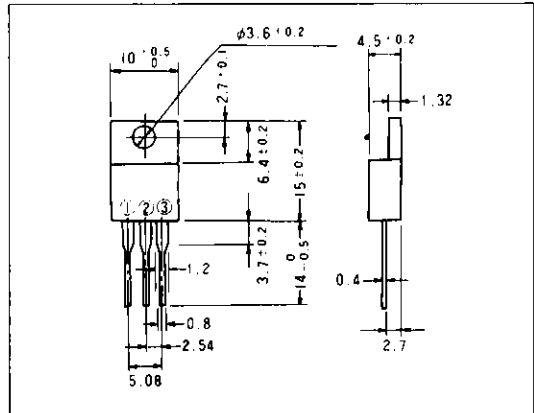
■特長 : Features

- スイッチングスピードが非常に速い
Super high speed switching.
- ターンオン電圧が低い
Low V_F in turn on
- 高信頼性
High reliability

■用途 : Applications

- 高速スイッチング
High speed switching.

■外形寸法 : Outline Drawings



JEDEC	TO-220AB
EIAJ	SC-46

■電極接続

Connection Diagram

ESAC39-□□C	
ESAC39-□□N	
ESAC39-□□D	

■定格と特性 : Maximum Ratings and Characteristics

●絶対最大定格 : Absolute Maximum Ratings

Items	Symbols	Conditions	Ratings		Units
			-04	-06	
ピーク繰り返し逆電圧 Repetitive Peak Reverse Voltage	V_{RRM}		400	600	V
ピーク非繰り返し逆電圧 Non-Repetitive Peak Reverse Voltage	V_{RSM}		400	600	V
平均出力電流 Average Output Current	I_O	方形波, duty=1/2, $T_c=115^\circ\text{C}$ Square wave	5*		A
サージ電流 Surge Current	I_{FSM}	正弦波 Sine wave 10ms	20		A
接合温度 Operating Junction Temperature	T_J		-40~+150		$^\circ\text{C}$
保存温度 Storage Temperature	T_{stg}		-40~+150		$^\circ\text{C}$

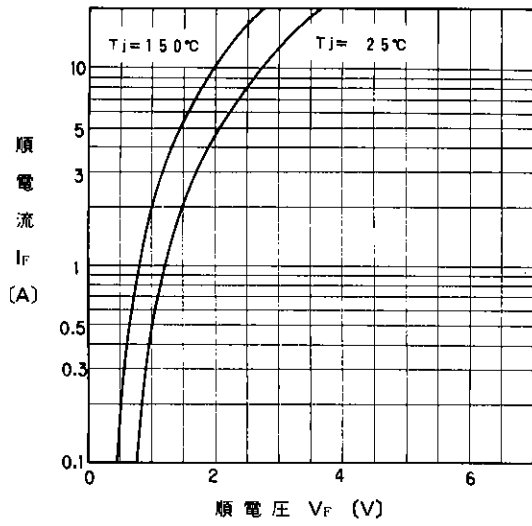
*センタータップ平均出力電流

* average forward current of center tap full wave connection

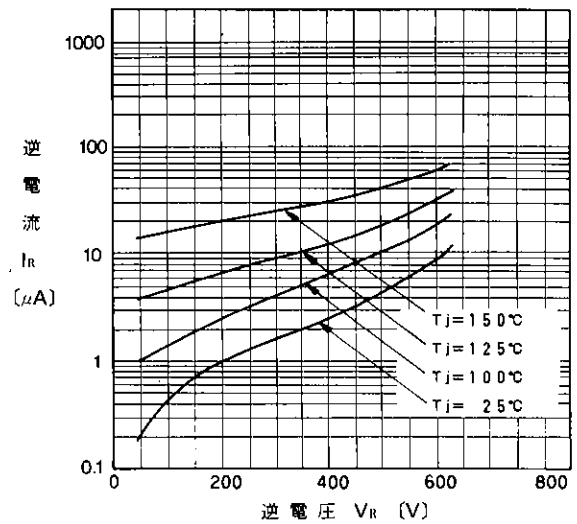
●電気的特性(特に指定がない限り周囲温度 $T_a=25^\circ\text{C}$ とする)

Electrical Characteristics ($T_a=25^\circ\text{C}$ Unless otherwise specified)

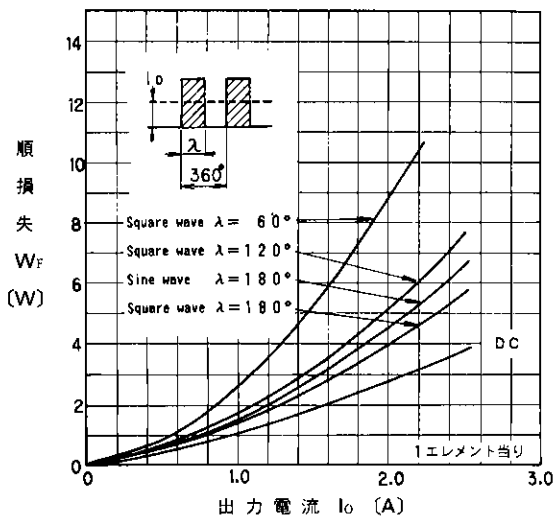
Items	Symbols	Conditions	Max.	Units
順電圧 Forward Voltage Drop	V_{FM}	$I_{FM}=2\text{A}$	2.5	V
逆電流 Reverse Current	I_{RRM}	$V_R=V_{RRM}$	100	μA
逆回復時間 Reverse Recovery Time	t_{rr}	$I_F=0.1\text{A}$, $I_R=0.2\text{A}$, $I_{rec}=0.05\text{A}$	50	ns
熱抵抗 Thermal Resistance	$R_{th(j-c)}$	接合・ケース間 junction to case	3.0	$^\circ\text{C}/\text{W}$



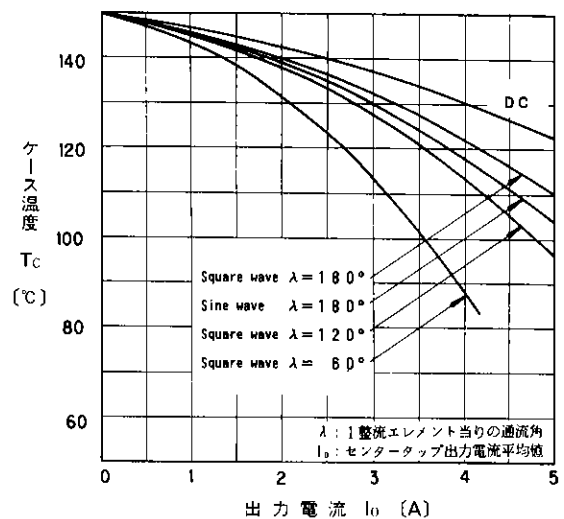
順特性 (代表特性)
Forward Characteristics



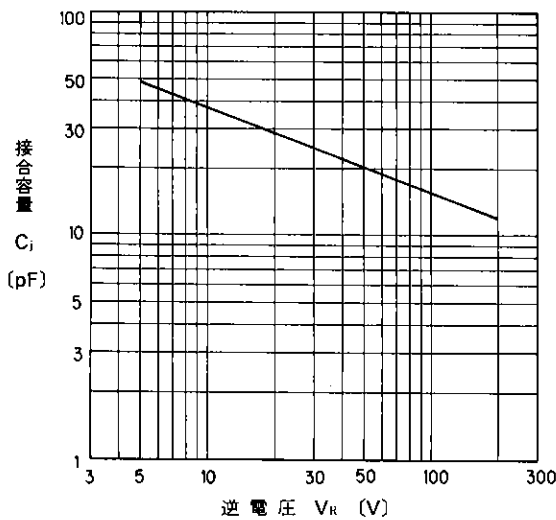
逆特性 (代表特性)
Reverse Characteristics



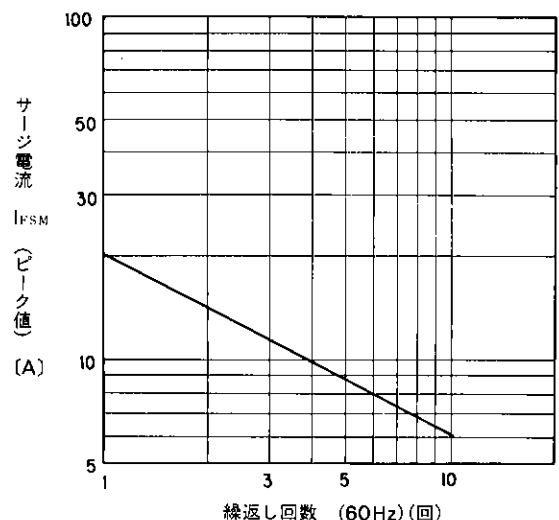
順損失特性
Forward Power Dissipation



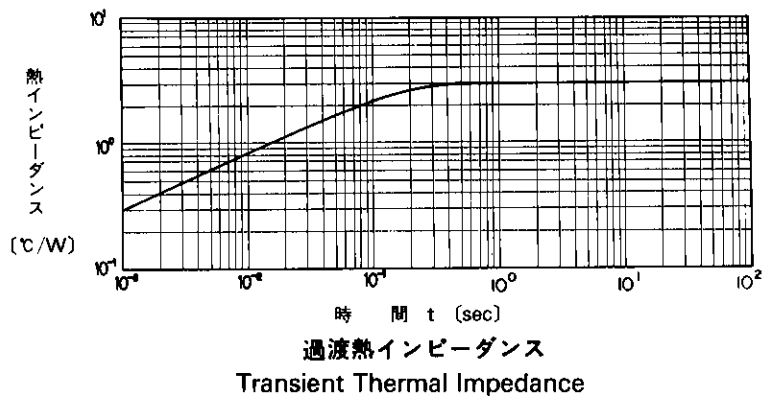
出力電流-ケース温度特性
Output Current-Case Temperature



接合容量特性 (代表特性)
Junction Capacitance



サージ電流耐量
Surge Capability



For more information, contact:

Collmer Semiconductor, Inc.

P.O. Box 702708

Dallas, TX 75370

972-733-1700

972-381-9991 Fax

<http://www.collmer.com>