

ショットキーバリアダイオード

SCHOTTKY BARRIER DIODE

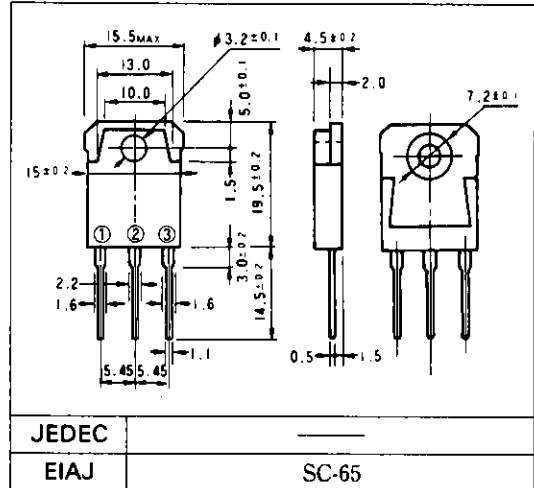
■ 特長 : Features

- 低 V_F
Low V_F
- スイッチングスピードが非常に速い
Super high speed switching.
- プレーナー技術による高信頼性
High reliability by planer design.

■ 用途 : Applications

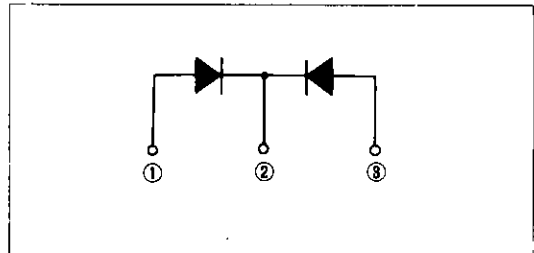
- 高速電力スイッチング
High speed power switching.

■ 外形寸法 : Outline Drawings



■ 電極接続

Connection Diagram



■ 定格と特性 : Maximum Ratings and Characteristics

● 絶対最大定格 : Absolute Maximum Ratings

Items	Symbols	Conditions	Ratings	Units
ピーク繰り返し逆電圧 Repetitive Peak Reverse Voltage	V_{RRM}		60	V
ピーク非繰り返し逆電圧 Non-Repetitive Peak Reverse Voltage	V_{RSM}	$t_w = 500\text{ns}$ duty = 1/10	60	V
平均出力電流 Average Output Current	I_o	方形波, duty = 1/2, $T_c = 90^\circ\text{C}$ Square wave	30*	A
サージ電流 Surge Current	I_{FSM}	正弦波 Sine Wave 10ms	200	A
接合温度 Operating Junction Temperature	T_j		-40 ~ +125	$^\circ\text{C}$
保存温度 Storage Temperature	T_{stg}		-40 ~ +125	$^\circ\text{C}$

*センタータップ平均出力電流

*average forward current of centertap full wave connection

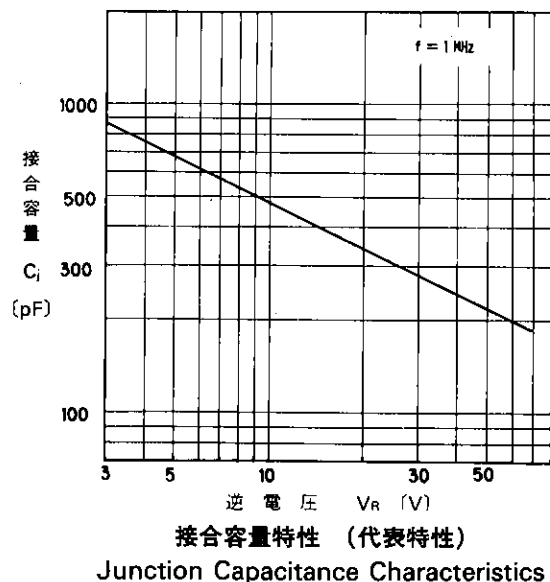
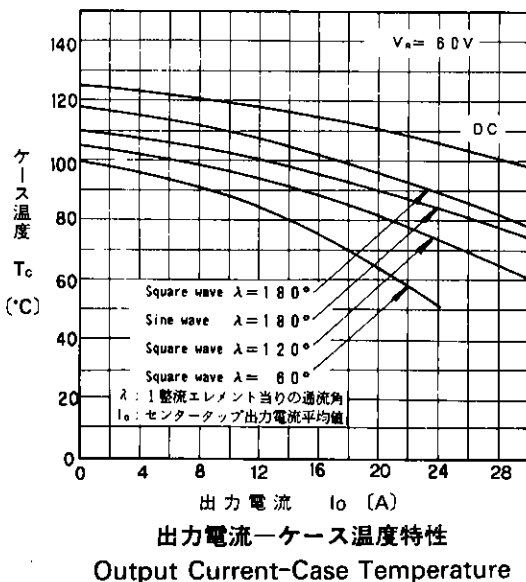
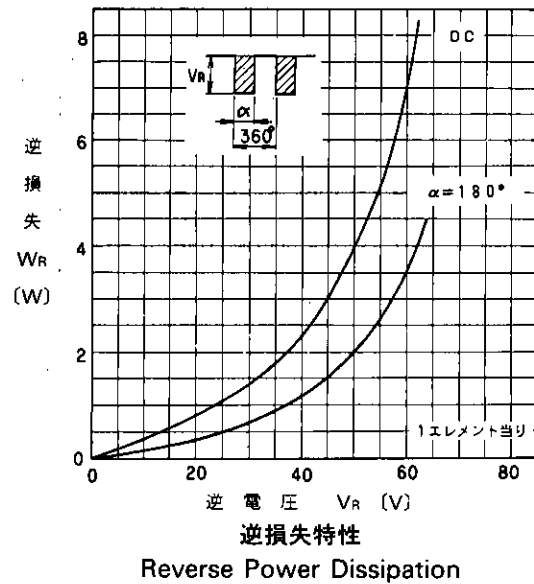
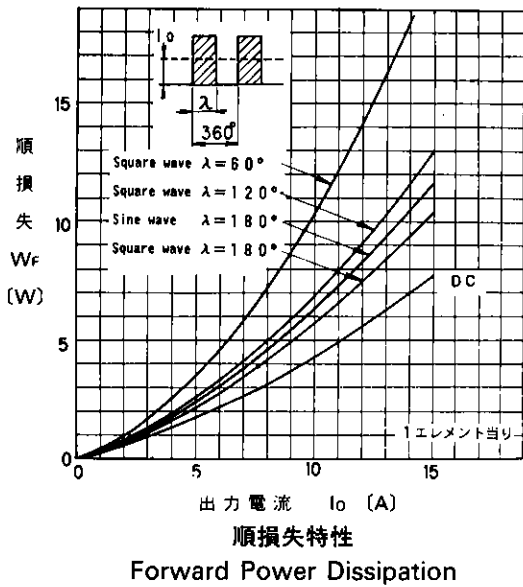
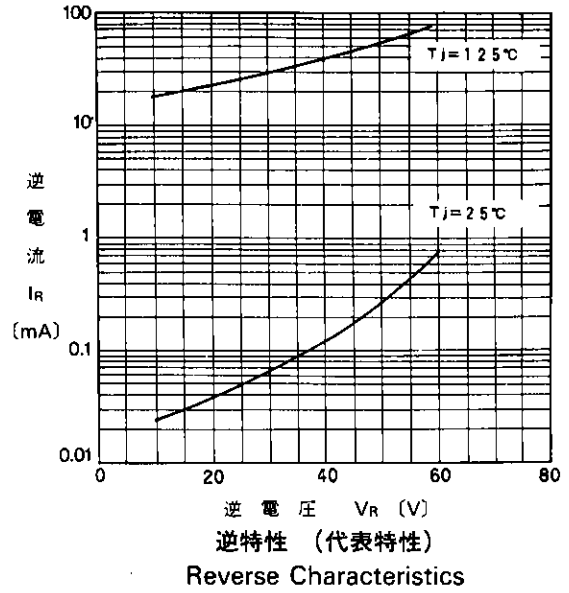
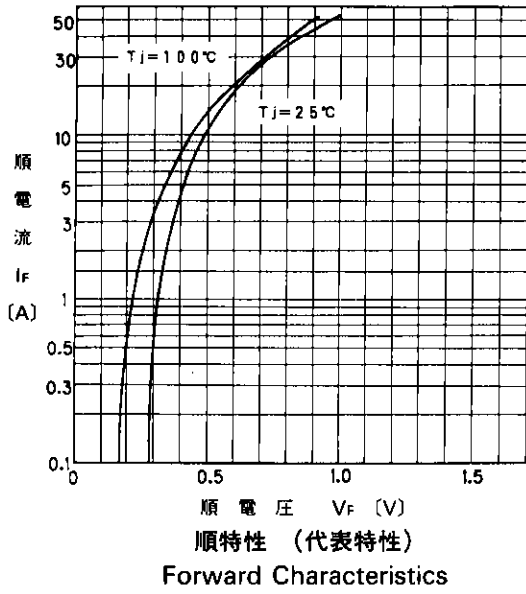
● 電気的特性 (特に指定がない限り周囲温度 $T_a = 25^\circ\text{C}$ とする)

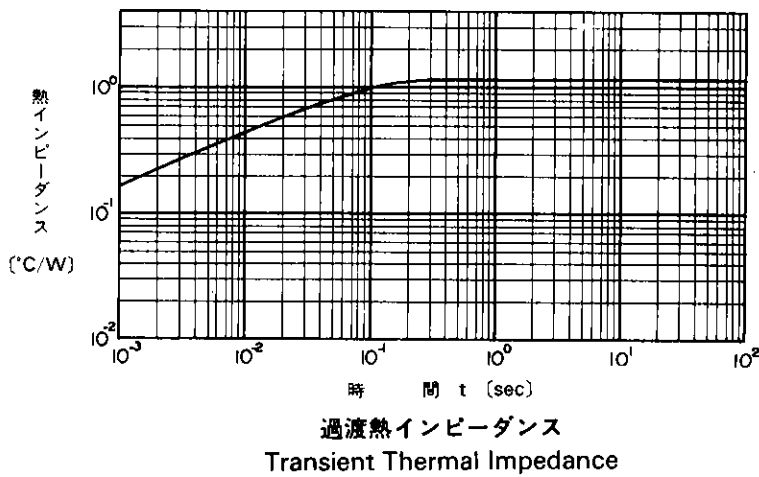
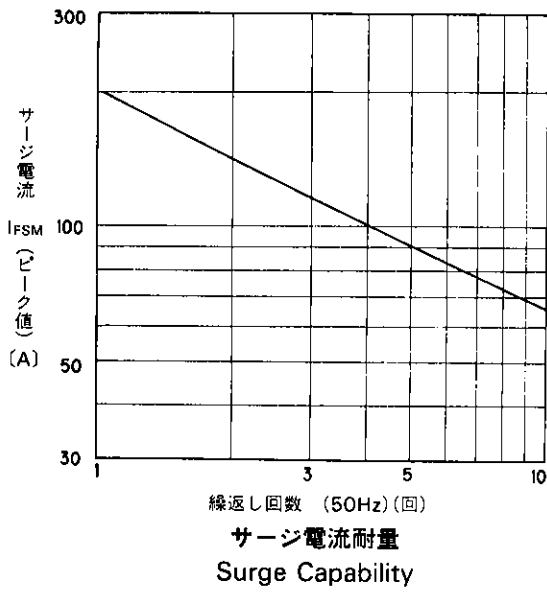
Electrical Characteristics ($T_a = 25^\circ\text{C}$ Unless otherwise specified)

Items	Symbols	Conditions	Max.	Units
順電圧 Forward Voltage Drop	V_{FM}	$I_{FM} = 12.5\text{A}$	0.58	V
逆電流 Reverse Current	I_{RRM}	$V_R = V_{RRM}$	20	mA
熱抵抗 Thermal Resistance	$R_{th(j-c)}$	接合・ケース間 Junction to case	1.2	$^\circ\text{C}/\text{W}$

A

■特性曲線：Characteristics





For more information, contact:

Collmer Semiconductor, Inc.

P.O. Box 702708

Dallas, TX 75370

972-733-1700

972-381-9991 Fax

<http://www.collmer.com>