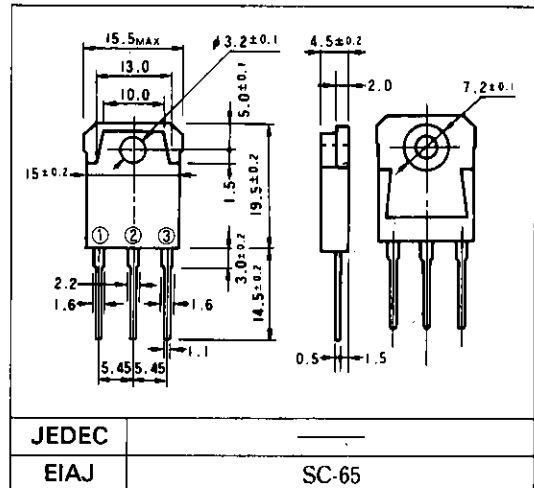


### ショットキーバリアダイオード

### SCHOTTKY BARRIER DIODE

### ■外形寸法：Outline Drawings



A

### ■特長：Features

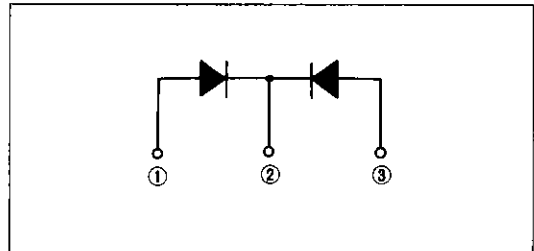
- 低 $V_F$   
Low  $V_F$
- スイッチングスピードが非常に速い  
Super high speed switching.
- プレーナー技術による高信頼性  
High reliability by planer design.

### ■用途：Applications

- 高速電力スイッチング  
High speed power switching.

### ■電極接続

### Connection Diagram



### ■定格と特性：Maximum Ratings and Characteristics

#### ●絶対最大定格：Absolute Maximum Ratings

Items	Symbols	Conditions	Ratings	Units
ピーク繰り返し逆電圧 Repetitive Peak Reverse Voltage	$V_{RRM}$		40	V
ピーク非繰り返し逆電圧 Non-Repetitive Peak Reverse Voltage	$V_{RSM}$	$t_w = 500\text{ns}$ duty = 1/10	48	V
平均出力電流 Average Output Current	$I_o$	方形波, duty = 1/2, $T_c = 84^\circ\text{C}$ Square wave	60*	A
サージ電流 Surge Current	$I_{FSM}$	正弦波 Sine Wave 10ms	500	A
接合温度 Operating Junction Temperature	$T_j$		-40 ~ +125	$^\circ\text{C}$
保存温度 Storage Temperature	$T_{stg}$		-40 ~ +125	$^\circ\text{C}$

\* センタータップ平均出力電流

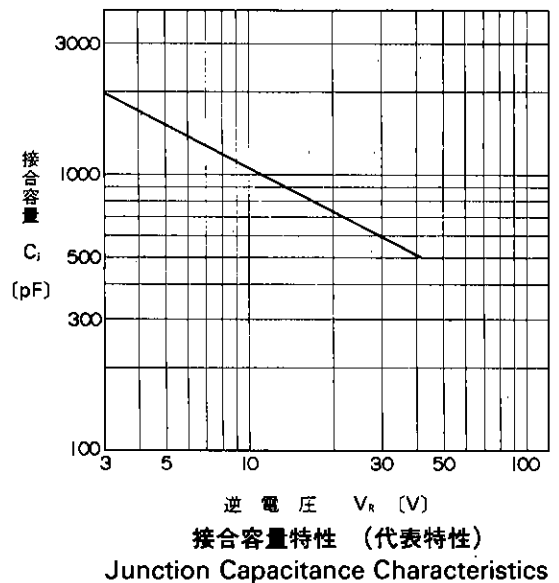
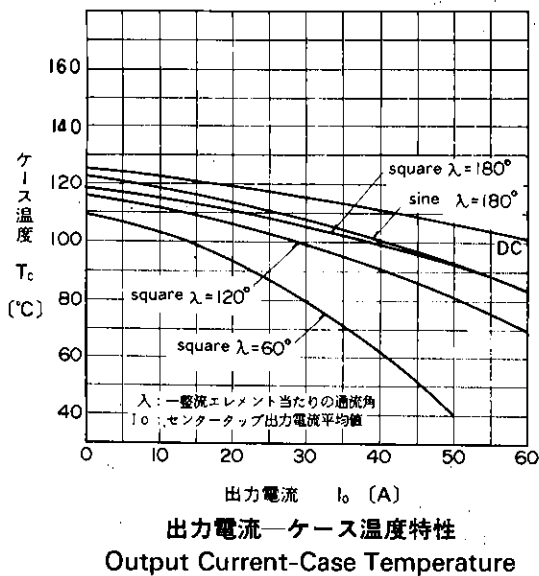
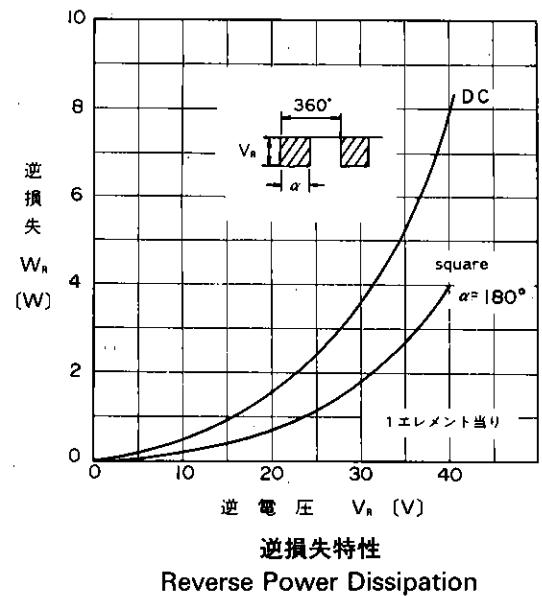
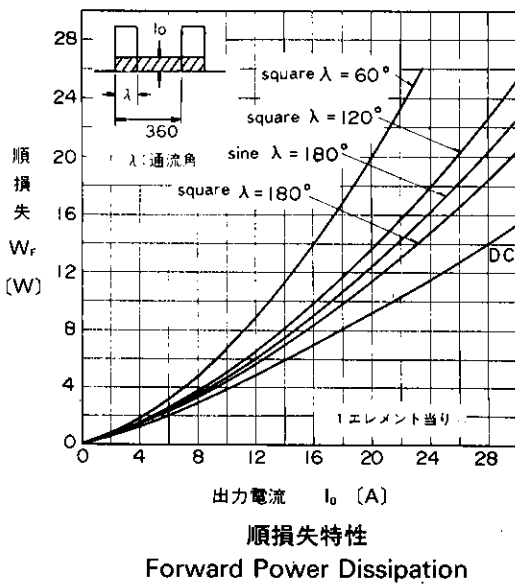
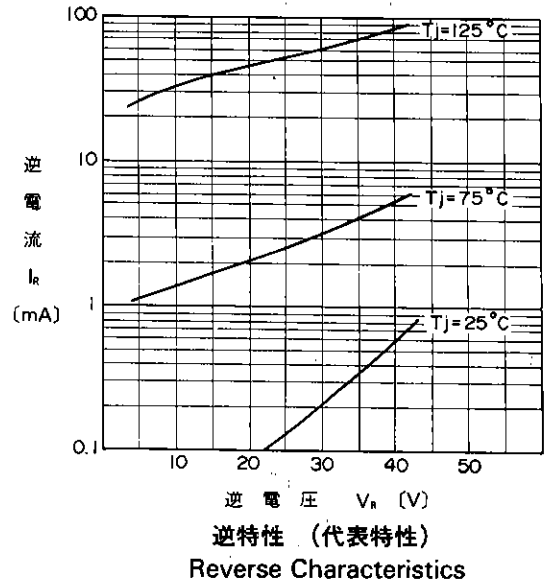
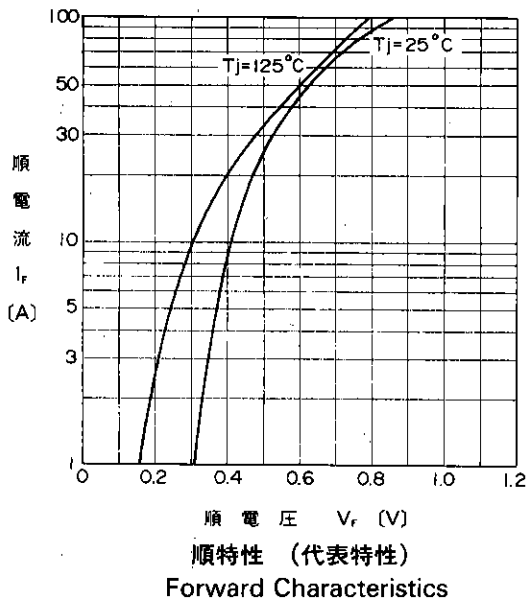
\* average forward current of centertap full wave connection

#### ●電気的特性(特に指定がない限り周囲温度 $T_a = 25^\circ\text{C}$ とする)

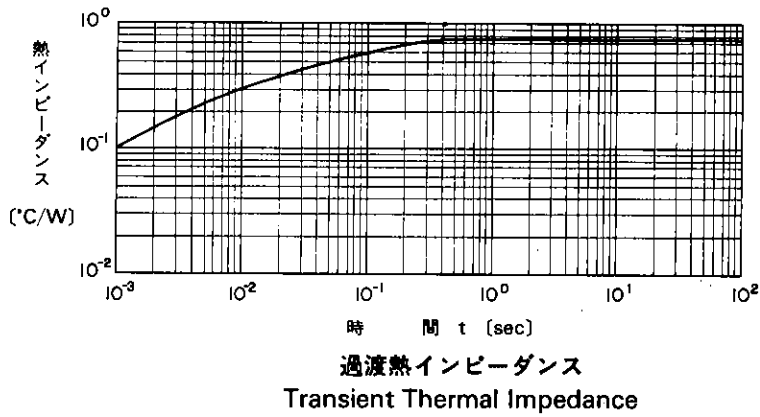
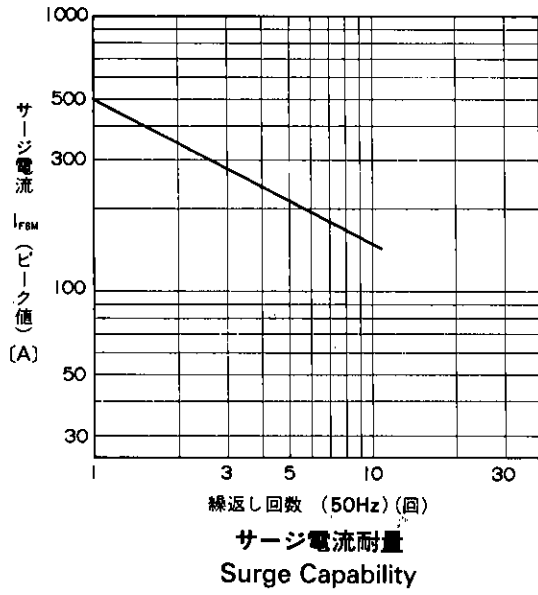
Electrical Characteristics ( $T_a = 25^\circ\text{C}$  Unless otherwise specified)

Items	Symbols	Conditions	Max.	Units
順電圧 Forward Voltage Drop	$V_{FM}$	$I_{FM} = 25\text{A}$	0.55	V
逆電流 Reverse Current	$I_{RRM}$	$V_R = V_{RRM}$	50	mA
熱抵抗 Thermal Resistance	$R_{th(j-c)}$	接合・ケース間 Junction to case	0.75	$^\circ\text{C/W}$

■特性曲線 : Characteristics



A



For more information, contact:

**Collmer Semiconductor, Inc.**

P.O. Box 702708

Dallas, TX 75370

972-733-1700

972-381-9991 Fax

<http://www.collmer.com>