

6-Line Low Capacitance TVS Diode Array

Description

The ESD0506S8 is a low capacitance TVS array, utilizing leading monolithic silicon technology to provide fast response time and low ESD clamping voltage, making this device an ideal solution for protecting voltage sensitive high-speed data lines. The ESD0506S8 has low capacitance with a typical value at 8pF, and complies with the IEC 61000-4-2 (ESD) standard with $\pm 15\text{kV}$ air and $\pm 8\text{kV}$ contact discharge. It is assembled into a 8-pin lead-free SO-8 package. The combination of small size, low capacitance and high level of ESD protection makes it ideal for cellular, notebooks, desktops, and other portable application.

Features

- Low capacitance: 8pF typical (I/O to GND)
- Ultra low leakage: nA level
- Low operating voltage: 5V
- Low clamping voltage
- Up to 6 lines protects
- JEDEC SO-8 package
- Complies with following standards:
 - IEC 61000-4-2 (ESD) immunity test
Air discharge: $\pm 15\text{kV}$
Contact discharge: $\pm 8\text{kV}$
 - IEC61000-4-4 (EFT) 40A (5/50ns)
- RoHS Compliant

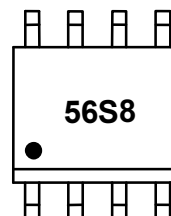
Mechanical Characteristics

- Package: SO-8
- Lead Finish: Matte Tin
- Case Material: "Green" Molding Compound.
- UL Flammability Classification Rating 94V-0
- Moisture Sensitivity: Level 3 per J-STD-020
- Terminal Connections: See Diagram Below
- Marking Information: See Below

Applications

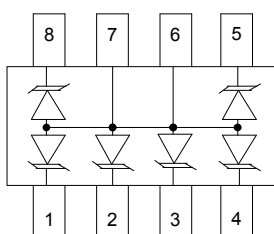
- Cellular Handsets and Accessories
- Personal Digital Assistants
- Notebooks and Handhelds
- Portable Instrumentation
- Digital Cameras
- Peripherals
- Audio Players
- Keypads, Side Keys, LCD Displays

Marking Information

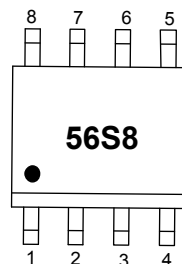


Dot indicates pin1
56S8 = device marking code

Dimensions and Pin Configuration



Circuit Schematic



Pin Schematic

Ordering Information

Part Number	Packaging	Reel Size
ESD0506S8	2500/Tape & Reel	13 inch

Absolute Maximum Ratings (T_A=25°C unless otherwise specified)

Parameter	Symbol	Value	Unit
Peak Pulse Power (8/20μs)	P _{pk}	25	W
Peak Pulse Current (8/20μs)	I _{PP}	2	A
ESD per IEC 61000-4-2 (Air)	V _{ESD}	±15	kV
ESD per IEC 61000-4-2 (Contact)		±8	
Operating Temperature Range	T _J	-55 to +125	°C
Storage Temperature Range	T _{stg}	-55 to +150	°C

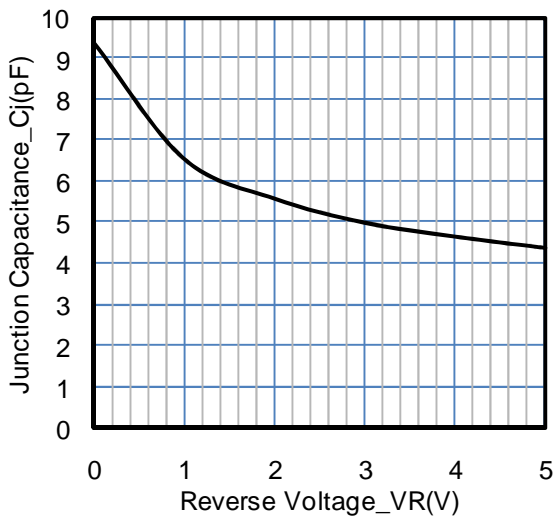
Electrical Characteristics (T_A=25°C unless otherwise specified)

Parameter	Symbol	Min	Typ	Max	Unit	Test Condition
Reverse Working Voltage	V _{RWM}			5	V	
Breakdown Voltage	V _{BR}	6			V	I _T = 1mA, any I/O to GND
Reverse Leakage Current	I _R			0.1	μA	V _{RWM} = 5V
Clamping Voltage	V _C			10.5	V	I _{PP} = 1A (8 x 20μs pulse)
Clamping Voltage	V _C			12.5	V	I _{PP} = 2A (8 x 20μs pulse)
Junction Capacitance	C _J			10	pF	V _R = 0V, f = 1MHz, any I/O to GND

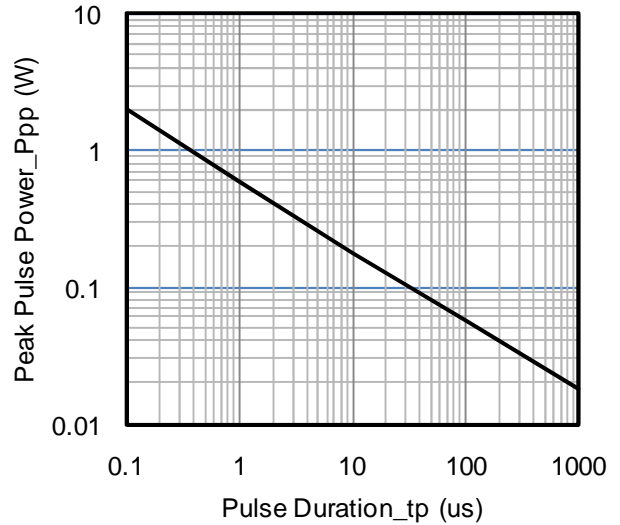
Note 1: I/O pins are 1, 2, 3, 4, 5 and 8.

GND pins are 6, 7.

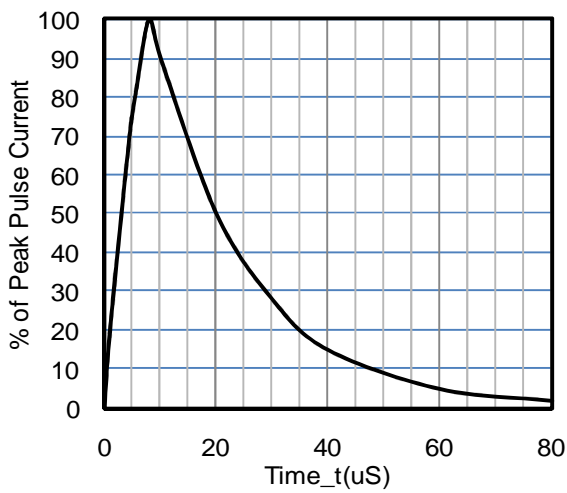
Typical Performance Characteristics ($T_A=25^\circ\text{C}$ unless otherwise Specified)



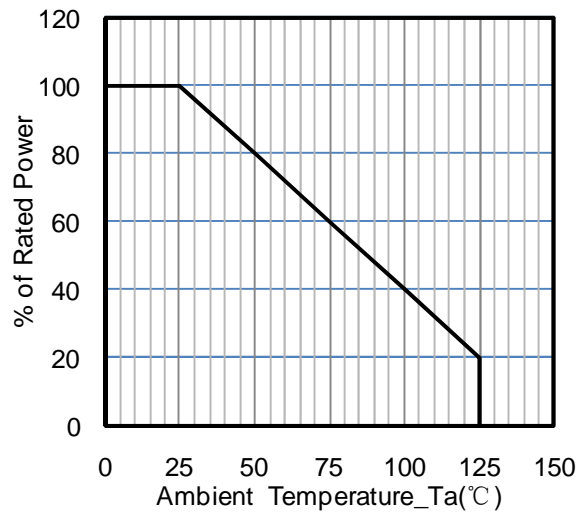
Junction Capacitance vs. Reverse Voltage



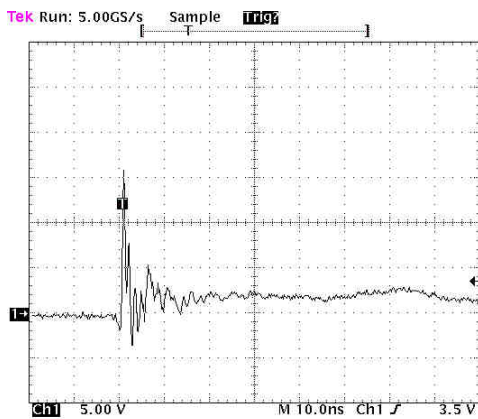
Peak Pulse Power vs. Pulse Time



8 X 20uS Pulse Waveform



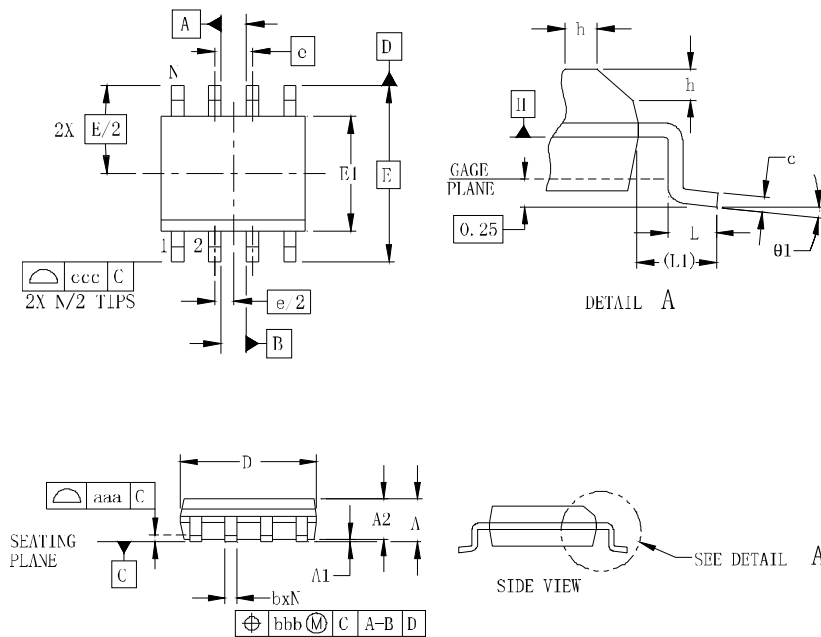
Power Derating Curve



ESD Clamping Voltage

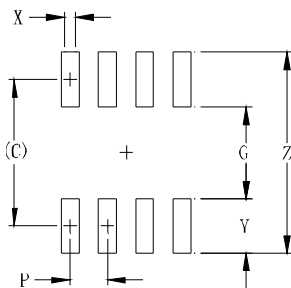
8 kV Contact per IEC61000-4-2

SO-8 Package Outline Drawing



SYM	DIMENSIONS					
	MILLIMETERS			INCHES		
	MIN	NOM	MAX	MIN	NOM	MAX
A	1.35		1.75	0.053		0.069
A1	0.10		0.25	0.004		0.010
A2	1.25		1.65	0.049		0.065
b	0.31		0.51	0.012		0.020
c	0.17		0.25	0.007		0.010
D	4.80	4.90	5.00	0.189	0.193	0.197
E1	3.80	3.90	4.00	0.150	0.154	0.157
E	6.00 BSC			0.236 BSC		
e	1.27 BSC			0.050 BSC		
h	0.25		0.50	0.010		0.020
L	0.40	0.72	1.04	0.016	0.028	0.041
L1	(1.04)			(0.041)		
N	8			8		
theta1	0°		8°	0°		8°
aaa	0.10			0.004		
bbb	0.25			0.010		
ccc	0.20			0.008		

Suggested Land Pattern



SYM	DIMENSIONS	
	MILLIMETERS	INCHES
C	(5.20)	0.205
G	3.00	0.118
P	1.27	0.050
X	0.60	0.024
Y	2.20	0.087
Z	7.40	0.291

Contact Information

Shanghai Leiditech Electronic Co.,Ltd
 Email: sale1@leiditech.com
 Tel : +86- 021 50828806
 Fax : +86- 021 50477059