

ESDLC24VD3B

Description

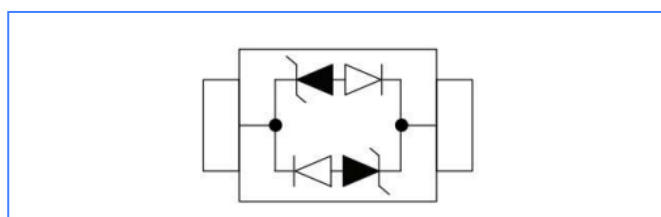
ESDLC24VD3B is designed to protect voltage sensitive components from ESD and transient voltage events. Excellent clamping capability, low leakage, and fast response time, make these parts ideal for ESD protection on designs where board space is at a premium. Because of its small size, ultra-low capacitance values, it is very suitable for signal port and board space speed transmission is very small places, such as Ethernet, mobile phones, MP3 players, digital cameras and other portable.

Features

- Ultra low leakage: nA level
- Operating voltage: 24V
- Package: SOD-323
- Protects one I/O line (unidirection)
- Low clamping voltage
- Complies with following standards:
 - IEC 61000-4-2 (ESD) immunity test
 - Air discharge: $\pm 15\text{kV}$
 - Contact discharge: $\pm 8\text{kV}$
 - IEC61000-4-4 (EFT) 40A (5/50ns)
 - IEC61000-4-5 (Lightning) 12A (8/20 μs)



Functional Diagram



Applications

- Cell Phone Handsets and Accessories
- Microprocessor based equipment
- Personal Digital Assistants (PDA's)
- Notebooks, Desktops, and Servers
- Portable Instrumentation
- Peripherals
- USB Interface

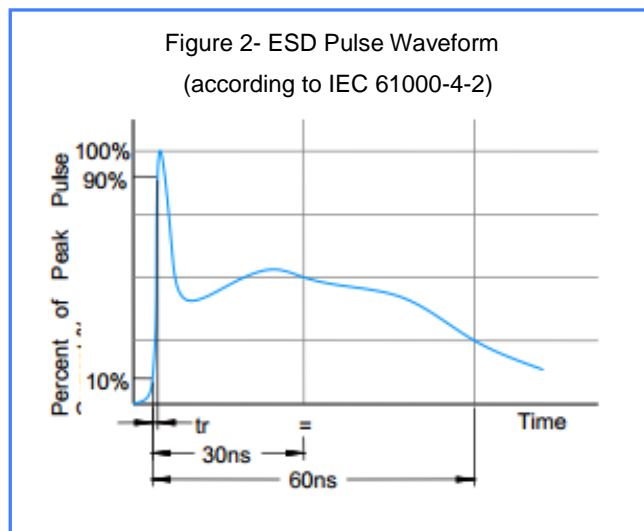
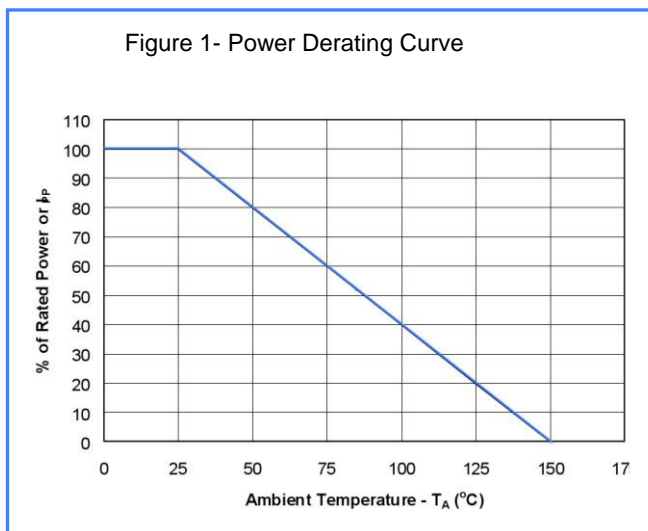
Absolute Maximum Ratings(Tamb=25 °C unless otherwise specified)

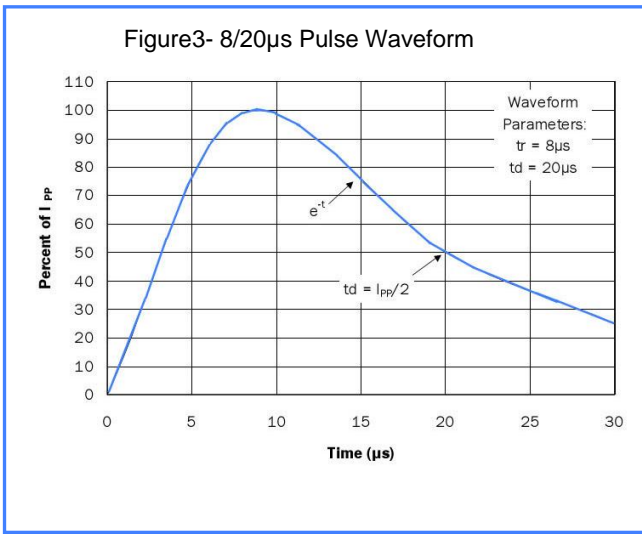
| Parameter | Symbol | Value | Unit |
|--|-----------|--------------|--------------------|
| Peak Pulse Power (8/20 μs) | P_{PP} | 350 | Watts |
| ESD per IEC 61000-4-2 (Air) | V_{ESD} | ± 15 | KV |
| ESD per IEC 61000-4-2 (Contact) | | ± 8 | KV |
| Lead Soldering Temperature | TL | 260 (10 sec) | $^{\circ}\text{C}$ |
| Operating Temperature Range | T_J | -55 to +150 | $^{\circ}\text{C}$ |
| Storage Temperature Range | T_{STJ} | -55 to +150 | $^{\circ}\text{C}$ |

Electrical Characteristics (TA = 25 °C unless otherwise noted)

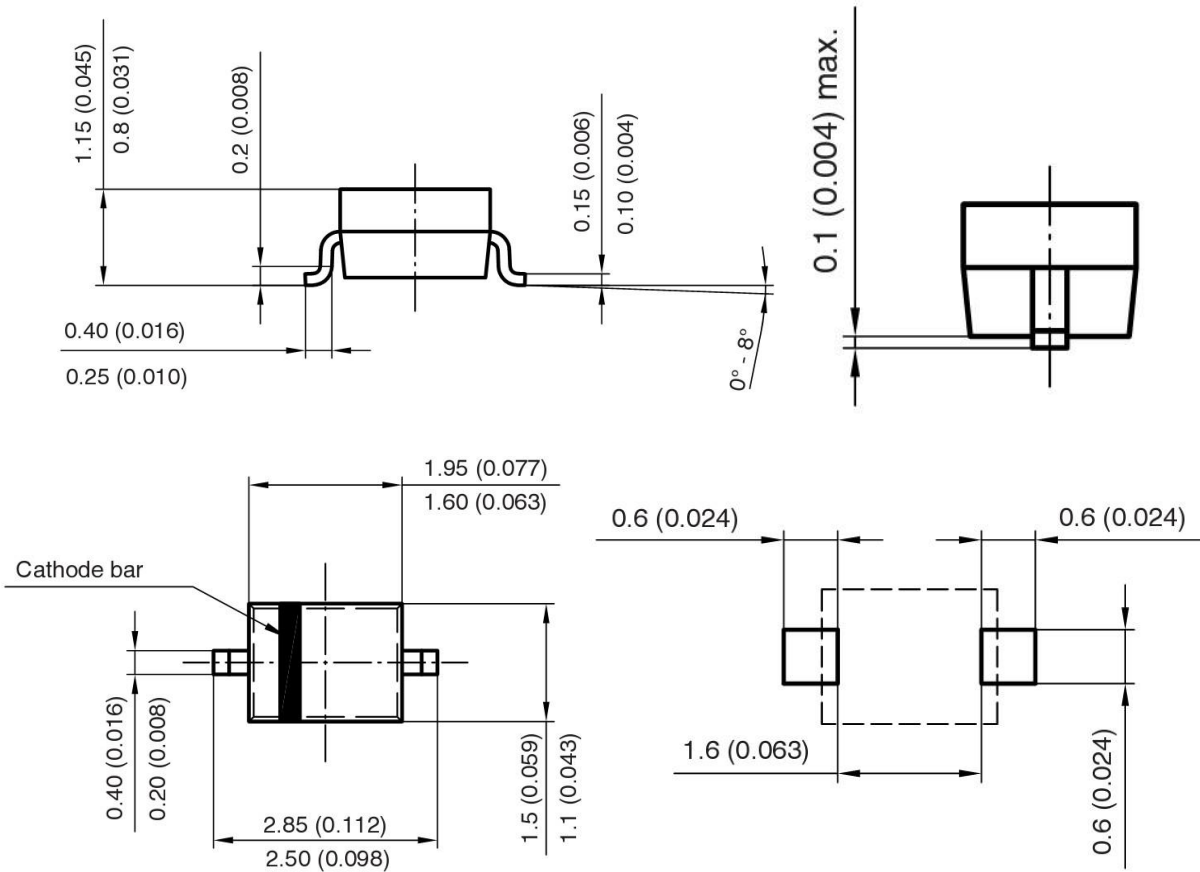
| Parameter | Symbol | Conditions | Min. | Typ. | Max. | Units |
|---------------------------|--------|--|------|------|------|-------|
| Reverse Stand-off Voltage | VRWM | | | | 24 | V |
| Reverse Breakdown Voltage | VBR | It = 1mA | | 26.7 | | V |
| Reverse Leakage Current | IR | VR = VRWM | | | 1 | μA |
| Clamping Voltage | VC | I _{PP} =1A, t _P = 8/20μs | | | 43 | V |
| Clamping Voltage | VC | I _{PP} =3A, t _P = 8/20μs | | | 56 | V |
| Junction Capacitance | CJ | VR=0V, f = 1MHz | | 1 | | pF |

Characteristics Curves





PACKAGE OUTLINE DIMENSIONS in millimeters (inches) :SOD3B23



Mounting Pad Layout

Disclaimer

Specifications are subject to change without notice.
 The device characteristics and parameters in this data sheet can and do vary in different applications and actual device performance may vary over time.
 Users should verify actual device performance in their specific applications.