


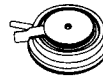
**POWER BIPOLAR**



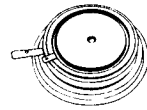
TO 83



MU 86



CB-480



CB-478

METAL SUPERSWITCH HIGH POWER TRANSISTORS

Type NPN	V <sub>CEO</sub> (V)	V <sub>CEV</sub> (V)	I <sub>CM</sub> (A)	P <sub>tot</sub> (1) (W)	V <sub>CE(sat)</sub> @ I <sub>C</sub> / I <sub>B</sub>			t <sub>d</sub> + t <sub>r</sub> t <sub>r</sub> * max (μs)	t <sub>s</sub> t <sub>si</sub> * max (μs)	t <sub>f</sub> t <sub>fi</sub> * max (μs)	R <sub>th(j-c)</sub> max (°C/W)	Package
					(2) max (V)	(A)	(A)					
ESM 3000	120	200	300	400	1.5	150	15	1 typ	1.8	0.5	0.25	TO 83 See note 1
ESM 1000 T	120	200	300	400	1.5	120	12	1 typ	1.8	0.5		
ESM 3001	150	200	300	400	1.5	150	15	1 typ	1.8	0.5		
ESM 3002	200	350	250	400	1.5	90	9	1.5 typ	2.5	0.7		
ESM 2060 T	200	350	250	400	1.5	70	7	1.5 typ	2.5	0.7		
ESM 3005	250	350	250	400	1.5	90	9	1.5 typ	2.5	0.7		
ESM 3004	400	600	150	400	1.5	65	13	1.5	3.5	1		
ESM 738 T	400	600	150	400	1.5	40	8	1.5	3.5	1		
ESM 3005	500	600	150	400	1.5	50	10	1.5	3.5	1		
ESM 3006	600	1000	80	300	1.5	35	7	1.5 typ	5	1.5		
ESM 3007	700	1000	80	300	1.5	30	6	1.5 typ	5	1.5		
ESM 4011	150	200	400	1200	1.5	200	20	1.5 typ	2.5	1	0.13 (3) 0.08 (4)	MU 86 See note 2
ESM 4014	400	600	200	1200	1.5	90	18	1.5*typ	4	1		
ESM 4015	500	600	200	1200	1.5	70	14	1.5*typ	4	1		
ESM 4016	600	1000	140	940	1.5	60	12	1.5*typ	5	2		
ESM 4017	700	1000	140	940	1.5	50	10	1.5*typ	5	2		
ESM 4019	900	1100	100	940	1.5	40	10	1.8*typ	6	2		
ESM 4020	1000	1100	100	940	1.5	36	9	1.8*typ	6	2		
ESM 5000	120	200	850	2200	1.5	450	45	2 typ	4	2	0.09 (3) 0.045 (4)	CB-480 See note 2
ESM 5001	150	200	850	2200	1.5	450	45	2 typ	4	2		
ESM 5004	400	600	450	2200	1.5	270	54	1.5 typ	3 typ	1.5 typ		
ESM 5005	500	600	450	2200	1.5	220	44	1.5 typ	3 typ	1.5 typ		
ESM 5006	600	1000	350	1670	1.5	150	30	1.5*typ	4 *typ	2 *typ		
ESM 5007	700	1000	350	1670	1.5	120	24	1.5*typ	4 *typ	2 *typ		
ESM 5008	800	1100	310	1670	1.5	75	15	1.5*typ	5 *typ	2 *typ		
ESM 5009	900	1100	310	1670	1.5	55	11	1.5*typ	5 *typ	2 *typ		
ESM 7004	400	600	900	3300	1.5	350	70	2 *typ	4 typ	1 typ	0.07 (3) 0.03 (4)	CB-478
ESM 7005	500	600	900	3300	1.5	300	60	2 *typ	4 typ	1 typ		
ESM 7006	600	1000	500	2500	1.5	210	42	2 *typ	5 typ	2 typ		
ESM 7007	700	1000	500	2500	1.5	160	32	2 *typ	5 typ	2 typ		
ESM 7008	800	1100	450	2500	1.5	100	20	2 *typ	6 typ	2 typ		
ESM 7009	900	1100	450	2500	1.5	80	16	2 *typ	6 typ	2 typ		

**T<sub>C</sub> = 25°C unless otherwise specified.**

- (1) T<sub>C</sub> = 75°C.
- (2) T<sub>J</sub> = 100°C.
- (3) One side cooling.
- (4) Double sided cooling.

note 1 : Available in MU 86 (consult us).

note 2 : Box clamps mounting.