

LOW CAPACITANCE TVS ARRAY

APPLICATIONS

- ✓ Ethernet - 10/100 Base T
- ✓ USB Ports
- ✓ Cellular Phones
- ✓ Audio/Video Inputs
- ✓ Personal Digital Assistant (PDA)
- ✓ E1/T1 & E3/T3

IEC COMPATIBILITY (EN61000-4)


- ✓ 61000-4-2 (ESD): Air - 15kV, Contact - 8kV
- ✓ 61000-4-4 (EFT): 40A - 5/50ns

FEATURES

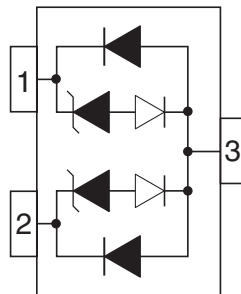
- ✓ ESD Protection > 25 kilovolts
- ✓ 175 Watts Peak Pulse Power per Line (tp = 8/20µs)
- ✓ Protects Two (2) Unidirectional Lines
- ✓ Unidirectional Configuration
- ✓ Low Leakage Current < 2.0µA
- ✓ **LOW CAPACITANCE: 15pF PER DIODE**
- ✓ RoHS Compliant on Lead-Free Versions

MECHANICAL CHARACTERISTICS

- ✓ Molded JEDEC SOT-23
- ✓ Weight 8 milligrams (Approximate)
- ✓ Available in Tin-Lead or Lead-Free Pure-Tin Plating(Annealed)
- ✓ Solder Reflow Temperature:
 - Tin-Lead - Sn/Pb, 85/15: 240-245°C
 - Pure-Tin - Sn, 100: 260-270°C
- ✓ Flammability rating UL 94V-0
- ✓ 8mm Tape and Reel Per EIA Standard 481
- ✓ Device Marking: Marking Code



PIN CONFIGURATION



DEVICE CHARACTERISTICS

MAXIMUM RATINGS @ 25°C Unless Otherwise Specified

PARAMETER	SYMBOL	VALUE	UNITS
Peak Pulse Power ($t_p = 8/20\mu s$) - See Figure 1	P_{PP}	175	Watts
Peak Pulse Current ($t_p = 8/20\mu s$)	I_{PP}	5	A
Operating Temperature	T_J	-55°C to 150°C	°C
Storage Temperature	T_{STG}	-55°C to 150°C	°C

ELECTRICAL CHARACTERISTICS PER LINE @ 25°C Unless Otherwise Specified

PART NUMBER (See Note 1)	DEVICE MARKING CODE	RATED STAND-OFF VOLTAGE	MINIMUM BREAKDOWN VOLTAGE	MINIMUM SNAP BACK VOLTAGE	MAXIMUM CLAMPING VOLTAGE (See Fig. 2)	MAXIMUM LEAKAGE CURRENT	TYPICAL CAPACITANCE
		V_{WM} VOLTS	@ 1mA $V_{(BR)}$ VOLTS	@ $I_{SB} = 50mA$ V_{SB} VOLTS	@ $I_P = 1A$ V_C VOLTS	@ V_{WM} I_D μA	@ 0V, 1MHz C pF
ESOT3.3LC-2	E3	3.3	3.5	3.3	6.5	2	15

Note 1: Test between pins 2 to 3, and 1 to 3.

FIGURE 1
PEAK PULSE POWER VS PULSE TIME

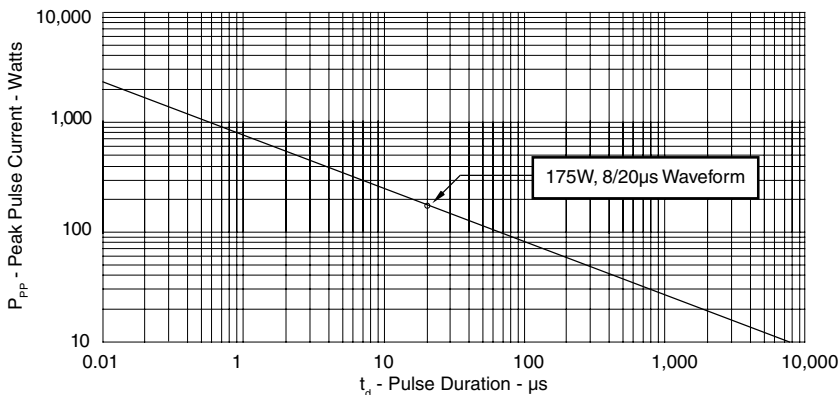
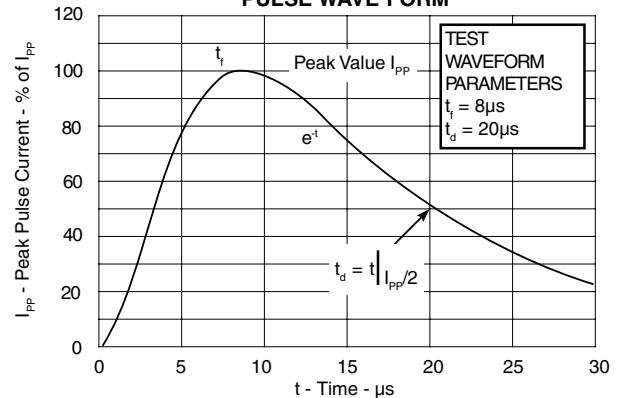
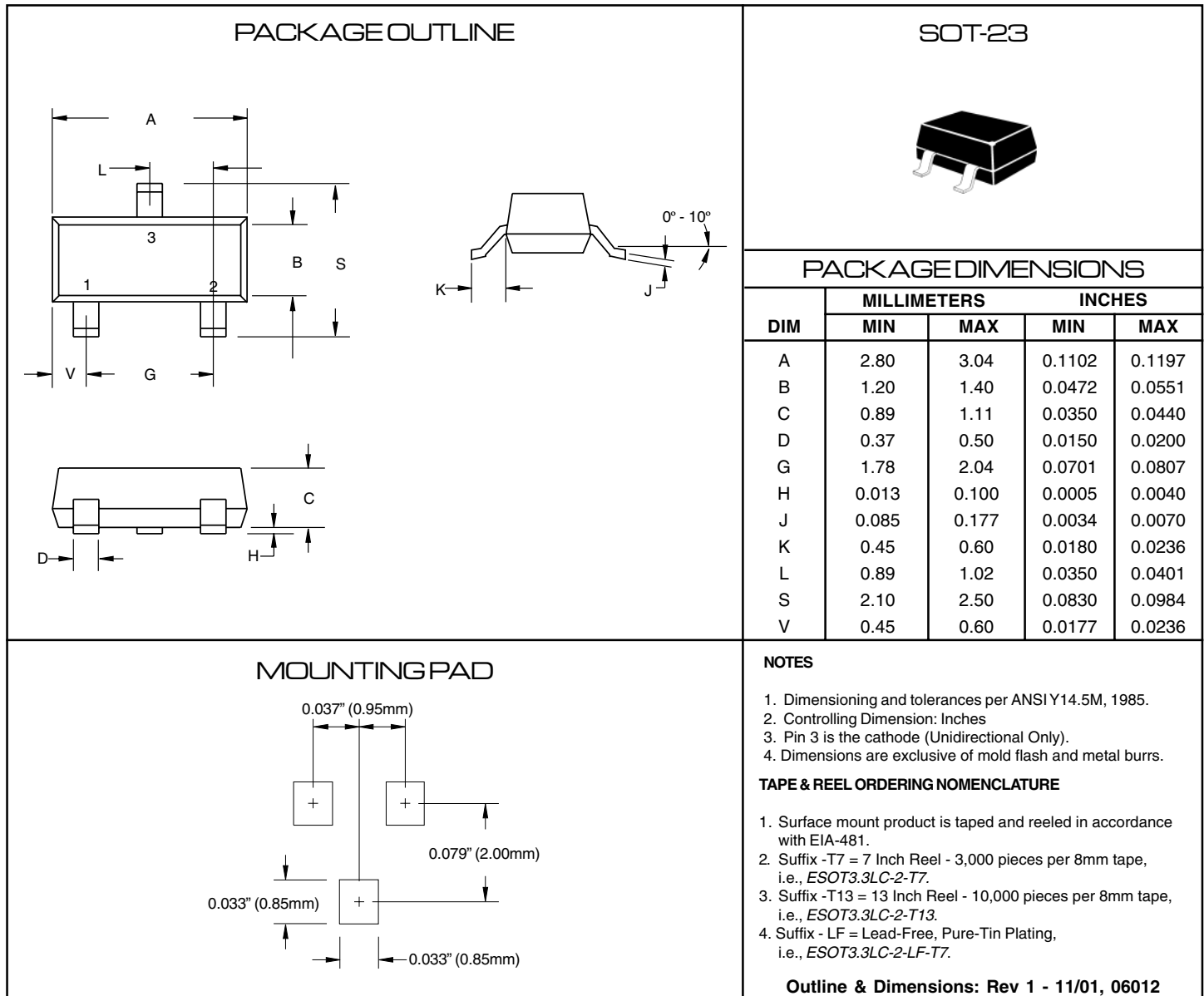


FIGURE 2
PULSE WAVE FORM



PACKAGE OUTLINE & DIMENSIONS



COPYRIGHT © ProTek Devices 2005

SPECIFICATIONS: ProTek reserves the right to change the electrical and or mechanical characteristics described herein without notice (except JEDEC).

DESIGN CHANGES: ProTek reserves the right to discontinue product lines without notice, and that the final judgement concerning selection and specifications is the buyer's and that in furnishing engineering and technical assistance, ProTek assumes no responsibility with respect to the selection or specifications of such products.

ProTek Devices
 2929 South Fair Lane, Tempe, AZ 85282
 Tel: 602-431-8101 Fax: 602-431-2288
 E-Mail: sales@protekdevices.com
 Web Site: www.protekdevices.com