

High-vacuum single-anode RECTIFYING TUBE
 TUBE REDRESSEUR monoplaque à vide poussée
 Binarodige hochvakuum GLEICHRICHTERRÖHRE

Heating : indirect by A.C. or D.C.
 parallel supply


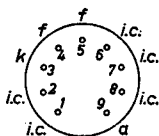
Chauffage: indirect par C.A. ou C.C.
 alimentation parallèle

Heizung : indirekt durch Wechsel-
 oder Gleichstrom; Paral-
 lelspeisung

$V_f = 6,3 \text{ V}$

$I_f = 900 \text{ mA}$

Dimensions in mm
 Dimensions en mm
 Abmessungen in mm



Base, culot, Sockel: NOVAL

Operating characteristics (two tubes in a full-wave circuit)

Caractéristiques d'utilisation (deux tubes dans un circuit biplaque)

Betriebsdaten (zwei Röhren in einem Doppelwegstromkreis)

V_{tr}	=	2x250	2x280	2x300	V_{eff}
V_o	=	225	250	268	V
I_o	=	360	360	360	mA
R_t	=	2x75	2x95	2x110	Ω
C_{filt}	=	60	60	60	μF

Limiting values (two tubes in a full-wave circuit)
 Caractéristiques limites (deux tubes dans un circuit bi-
 plaque)
 Grenzdaten (zwei Röhren in einem Doppelwegstromkreis)

V_{tr}	=	max.	2x300	V_{eff}
$V_a \text{ invp}$	=	max.	850	V
I_o	=	max.	360	mA
$I_{ap}^1)$	=	max.	1,1	A
V_{kf_p}	=	max.	450	V
C_{filt}	=	max.	60	$\mu F^2)$

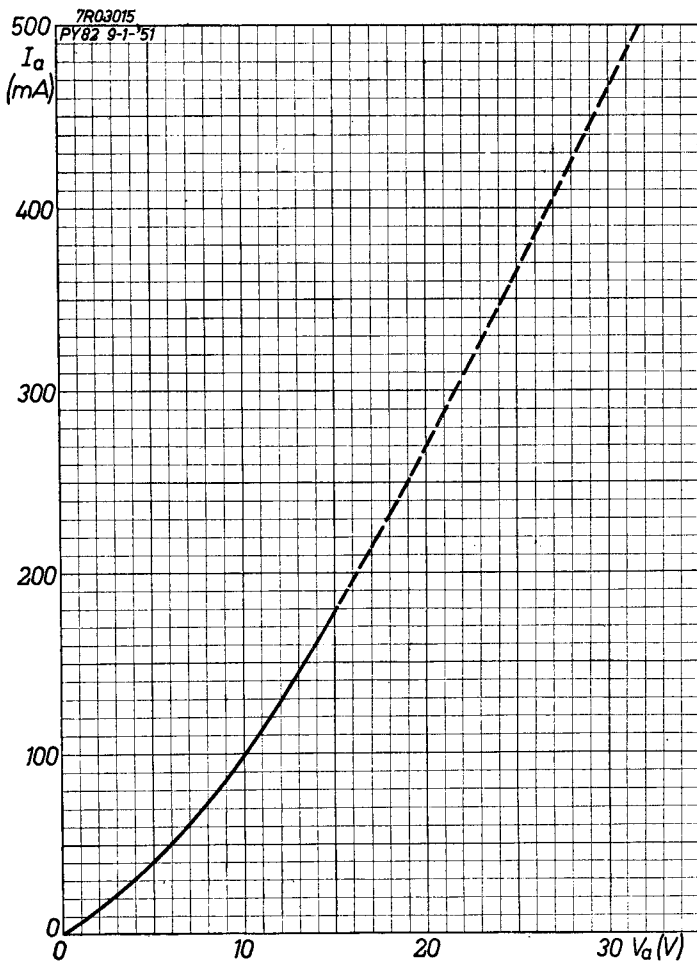
R_t	= min.	2x75	2x95	2x110	Ω
(V_{tr}	=	2x250	2x280	2x300	V_{eff})

1) Each diode
 Chaque diode
 Jede Diode

2) When R_t is increased by 10 Ω , C_{filt} = max. 100 μF
 Si R_t est augmenté de 10 Ω , C_{filt} = max. 100 μF
 Wenn R_t um 10 Ω erhöht wird, ist C_{filt} = max. 100 μF

PHILIPS

EY 82



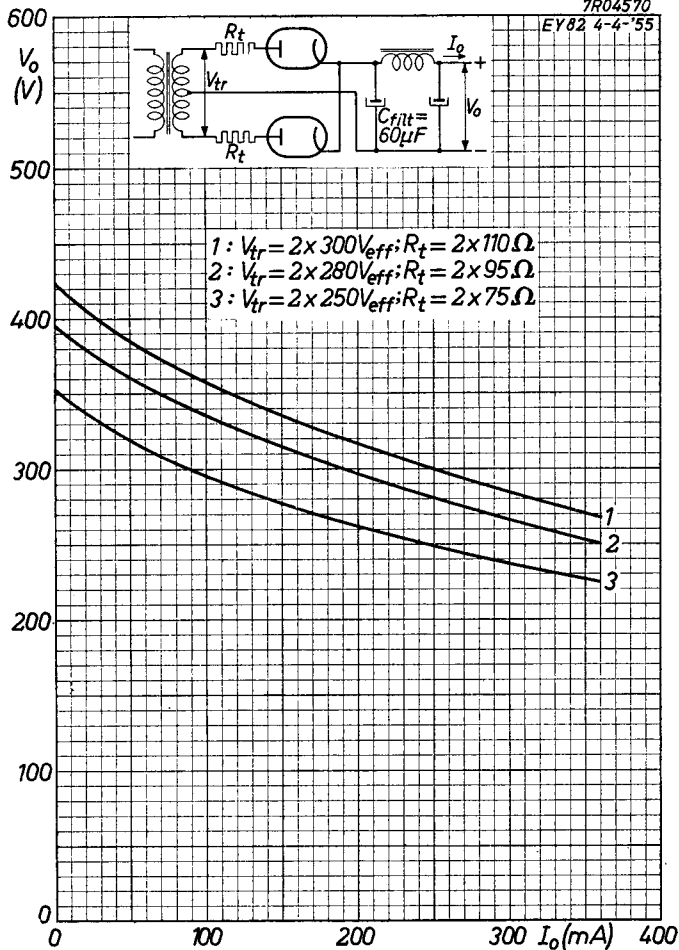
4.4.1955

A

EY 82**PHILIPS**

7R04570

EY82 4-4-55



PHILIPS



*Electronic
Tube*

HANDBOOK

page	EY82 sheet	date
1	1	1958.06.06
2	2	1958.06.06
3	A	1955.04.04
4	B	1955.04.04
5	FP	1999.07.10