

# About EZ Form

## Cable Corporation, Inc.



EZ Form Cable Corporation has long been a leader in the field of miniature coaxial cable, pioneering such products as:

- The first soft-jacketed copper semi-rigid cable;
- The first MIL-C-17 QPL aluminum-jacketed semi-rigid cable;
- EZFlex Formable™ hand-formable cable;
- EZFlex™ 401, 402, and 405 flexible cable, with performance rivalling semi-rigid cable.
- EZArmored Ruggedized cable which incorporates our line of EZFlex cable with a nearly indestructible armor jacket.

EZ Form miniature coaxial cables have been proven in hundreds of critical applications, including:


- *low-noise amplifiers,*
- *microwave components,*
- *space applications,*
- *high-speed computers,*
- *wireless/cellular communications systems,*
- *high-performance instrumentation.*

These cables provide extreme flexibility and greatly extended mechanical parameters. Each series of cable offers uniquely favorable electrical characteristics, such as an impedance tolerance as low as  $\pm 1/2$  ohm for most 50 $\Omega$  cables.

EZ Form copper and aluminum jacketed semi-rigid cables are qualified to MIL-C-17. The cables exceed all federal and military specifications for procurement, manufacture and testing.

Utilizing our cable with its superior characteristics, EZ Form produces a variety of custom cable assemblies and delay lines which meet our customer's most stringent electrical and mechanical specifications.

In this catalog, EZ Form is also featuring our line of RF coaxial connectors, in standard series such as SMA, SMB, SMC, BNC, TNC, N and MCX, in-and-between series adapters and our EZ Quick Snap push-on connector system.



# Contents

## Section I – Cable Products

### EZ Form Semi-Rigid Cables

|  |   |
|--|---|
| Copper-jacketed semi-rigid cables .....      | 4 |
| Aluminum-jacketed semi-rigid cables .....    | 6 |
| MIL-C-17 semi-rigid cables (QPL items) ..... | 8 |

### EZFlex™ Cables

|   |    |
|---|----|
| EZFlex™ 401, 402, and 405 flexible cables ..... | 10 |
|---|----|

### EZFlex Formable™ Cables

|   |    |
|---|----|
| EZFlex 250, 141, 86, 47 and 34 hand-formable cable..... | 11 |
|---|----|

### Cable Assemblies

|  |    |
|--|----|
| Cable assemblies—Overview .....            | 12 |
| Standard cable assemblies.....             | 13 |
| EZArmored Ruggedized cable assemblies..... | 14 |
| Swept right angle assemblies .....         | 15 |

### Delay Lines

|                            |    |
|----------------------------|----|
| Delay lines—Overview.....  | 16 |
| Standard delay lines ..... | 17 |

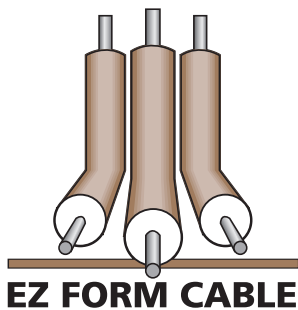
### Competitive Cable Cross-Reference List and General Notes .....

### Cable Types and Part Number Index .....

## Section II – RF Coaxial Connectors

|                                   |    |
|-----------------------------------|----|
| Table of contents .....           | 2  |
| Connectors.....                   | 3  |
| Connector part number index ..... | 60 |

## Section III – Product Highlights



## EZ Form Cable Corporation


285 Welton Street  
Hamden, CT 06517

**(203) 785-8215**

**FAX (203) 785-0466**

e-mail: [sales@ezform.com](mailto:sales@ezform.com)

[www.ezform.com](http://www.ezform.com)



## Cable Products

### Product Features:


- Two series of solid-jacketed semi-rigid (copper and aluminum), and two series of hand-formable cables: EZFlex™ (flexible) and EZFlex Formable™ (featuring a tinned braid outer conductor for 100% shielding)—a type to suit virtually every high-frequency requirement.
- Impedance tolerances as low as  $\pm 1/2\Omega$ .
- Minimum VSWR.
- Smooth attenuation vs. frequency curve.
- Easily formed; EZFlex cable withstands repeated flexing better than standard semi-rigid.
- Small size permits use in high-density applications.
- Light weight; EZ Form aluminum cable is 40% lighter than equivalent copper cable.
- Easy stripping, tinning, and soldering for convenient cabling.
- Minimum change in impedance and attenuation over temperature extremes.
- Minimum electrical length variation with temperature change.
- Sizes available from .034" to .500" outer conductor diameter.
- Lengths in excess of 150 feet.
- Any cable in this catalog is available as a "complete" cable assembly manufactured to your custom specifications with your choice of connectors and testing to your requirements. Phase Matching of assemblies is available to within 1 degree per GHz.
- Delay Lines are a specialty of EZ Form where we custom design them to your requirements while shaping them into almost any configuration required. Delay tolerance of  $\pm 20\text{pS}$  are achieved.



*Cable assembly and delay line manufacturing is a highly-developed art at EZ Form.*



*Our fully-equipped lab can perform comprehensive electrical testing from DC-40Ghz, along with a wide range of mechanical and environmental testing.*



# Copper-Jacketed

See page 8 for MIL-C-17 QPL Items

| Part Number        | Nominal Impedance (Ω) | Outer Conductor Diameter inches (mm) | Dielectric Diameter inches (mm) | Center Conductor Diameter inches (mm) |
|--------------------|-----------------------|--------------------------------------|---------------------------------|---------------------------------------|
| EZ 34              | 50.0 ±3.0             | .034 (.86)                           | .026 (.66)                      | .008 (.20)                            |
| EZ 34-TP           | 50.0 ±3.0             | .034 (.86)*                          | .026 (.66)                      | .008 (.20)                            |
| EZ 47/M17          | 50.0 ±2.5             | .047 (1.19)                          | .037 (.94)                      | .0113 (.29)                           |
| EZ 47-TP/M17       | 50.0 ±2.5             | .047 (1.19)*                         | .037 (.94)                      | .0113 (.29)                           |
| EZ 47-SP           | 50.0 ±2.5             | .047 (1.19)*                         | .037 (.94)                      | .0113 (.29)                           |
| EZ 47-Cu           | 50.0 ±2.5             | .047 (1.19)                          | .037 (.94)                      | .0113 (.29)                           |
| EZ 47-Cu-TP        | 50.0 ±2.5             | .047 (1.19)*                         | .037 (.94)                      | .0113 (.29)                           |
| EZ 47-Cu-SP        | 50.0 ±2.5             | .047 (1.19)*                         | .037 (.94)                      | .0113 (.29)                           |
| EZ 47-LA           | 50.0 ±2.5             | .047 (1.19)                          | .037 (.94)                      | .0126 (.320)                          |
| EZ 47-LA-TP        | 50.0 ±2.5             | .047 (1.19)*                         | .037 (.94)                      | .0126 (.320)                          |
| EZ 86/M17          | 50.0 ±1.5             | .0865 (2.20)                         | .066 (1.676)                    | .0201 (.511)                          |
| EZ 86-SJ/M17       | 50.0 ±1.5             | .0865 (2.20)                         | .066 (1.676)                    | .0201 (.511)                          |
| EZ 86-TP/M17       | 50.0 ±1.5             | .0865 (2.20)*                        | .066 (1.676)                    | .0201 (.511)                          |
| EZ 86-SJ-TP/M17    | 50.0 ±1.5             | .0865 (2.20)*                        | .066 (1.676)                    | .0201 (.511)                          |
| EZ 86-SP           | 50.0 ±1.5             | .0865 (2.20)*                        | .066 (1.676)                    | .0201 (.511)                          |
| EZ 86-Cu/M17       | 50.0 ±1.5             | .0865 (2.20)                         | .066 (1.676)                    | .0201 (.511)                          |
| EZ 86-Cu-SJ/M17    | 50.0 ±1.5             | .0865 (2.20)                         | .066 (1.676)                    | .0201 (.511)                          |
| EZ 86-Cu-TP/M17    | 50.0 ±1.5             | .0865 (2.20)*                        | .066 (1.676)                    | .0201 (.511)                          |
| EZ 86-Cu-TP-SJ/M17 | 50.0 ±1.5             | .0865 (2.20)*                        | .066 (1.676)                    | .0201 (.511)                          |
| EZ 86-75           | 75.0 ±2.0             | .0865 (2.20)                         | .066 (1.676)                    | .0113 (.29)                           |
| EZ 86-75-TP        | 75.0 ±2.0             | .0865 (2.20)*                        | .066 (1.676)                    | .0113 (.29)                           |
| EZ 86-LA           | 50.0 ±1.5             | .0865 (2.20)                         | .066 (1.676)                    | .0226 (.57)                           |
| EZ 86-LA-TP        | 50.0 ±1.5             | .0865 (2.20)*                        | .066 (1.676)                    | .0226 (.57)                           |
| EZ 90-25-Cu        | 25.0 ±2.0             | .090 (2.29)                          | .073 (1.85)                     | .0403 (1.02)                          |
| EZ 90-25-Cu-TP     | 25.0 ±2.0             | .090 (2.29)*                         | .073 (1.85)                     | .0403 (1.02)                          |
| EZ 141/M17         | 50.0 ±1.0             | .141 (3.58)                          | .1175 (2.98)                    | .0362 (.92)                           |
| EZ 141-SJ/M17      | 50.0 ±1.0             | .141 (3.58)                          | .1175 (2.98)                    | .0362 (.92)                           |
| EZ 141-TP/M17      | 50.0 ±1.0             | .141 (3.58)*                         | .1175 (2.98)                    | .0362 (.92)                           |
| EZ 141-TP-SJ/M17   | 50.0 ±1.0             | .141 (3.58)*                         | .1175 (2.98)                    | .0362 (.92)                           |
| EZ 141-SP          | 50.0 ±1.0             | .141 (3.58)*                         | .1175 (2.98)                    | .0362 (.92)                           |
| EZ 141-Cu          | 50.0 ±1.0             | .141 (3.58)                          | .1175 (2.98)                    | .0362 (.92)                           |
| EZ 141-Cu-TP       | 50.0 ±1.0             | .141 (3.58)*                         | .1175 (2.98)                    | .0362 (.92)                           |
| EZ 141-Cu-SP       | 50.0 ±1.0             | .141 (3.58)*                         | .1175 (2.98)                    | .0362 (.92)                           |
| EZ 141-70          | 70.0 ±2.0             | .141 (3.58)                          | .107 (2.72)                     | .0201 (.51)                           |
| EZ 141-70-TP       | 70.0 ±2.0             | .141 (3.58)*                         | .107 (2.72)                     | .0201 (.51)                           |
| EZ 141-75          | 75.0 ±2.0             | .141 (3.58)                          | .117 (2.97)                     | .0201 (.51)                           |
| EZ 141-75-TP       | 75.0 ±2.0             | .141 (3.58)*                         | .117 (2.97)                     | .0201 (.51)                           |
| EZ 141-75-SP       | 75.0 ±2.0             | .141 (3.58)*                         | .117 (2.97)                     | .0201 (.51)                           |
| EZ 141-75-Cu       | 75.0 ±2.0             | .141 (3.58)                          | .117 (2.97)                     | .0201 (.51)                           |
| EZ 141-LA          | 50.0 ±1.0             | .141 (3.58)                          | .118 (3.00)                     | .0403 (1.02)                          |
| EZ 141-LA-TP       | 50.0 ±1.0             | .141 (3.58)*                         | .118 (3.00)                     | .0403 (1.02)                          |
| EZ 250/M17         | 50.0 ±0.5             | .250 (6.35)                          | .209 (5.31)                     | .0641 (1.63)                          |
| EZ 250-TP/M17      | 50.0 ±0.5             | .250 (6.35)*                         | .209 (5.31)                     | .0641 (1.63)                          |
| EZ 250-SP          | 50.0 ±0.5             | .250 (6.35)*                         | .209 (5.31)                     | .0641 (1.63)                          |
| EZ 250-WP          | 50.0 ±1.0             | .250 (6.35)                          | .209 (5.31)                     | .081 (2.06)                           |
| EZ 250-WP-TP       | 50.0 ±1.0             | .250 (6.35)*                         | .209 (5.31)                     | .081 (2.06)                           |
| EZ 325             | 50.0 ±1.0             | .325 (8.26)                          | .285 (7.24)                     | ***                                   |
| EZ 325-TP          | 50.0 ±1.0             | .325 (8.26)*                         | .285 (7.24)                     | ***                                   |

### Notes

\* Allow additional +.001" for plating.  
 \*\* Contact factory for theoretical electrical parameters of non-50Ω cables.  
 \*\*\* Stranded center conductor: 7 x .0132" (7 x .79 mm).  
 † These cables meet the requirements of both MIL-C-17 types shown.  
 Dimensional stability: .015/.038 max @ 125 °C.

### Key to Materials

LA: Low Attenuation • TP: Tin Plated. • SJ: Soft Jacket.  
 SP: Silver plated. • SPC: Silver-plated Copper.  
 SPCW: Silver-plated Copper-clad steel.  
 Outer Conductor: Copper per ASTM B88 or ASTM B447.  
 Dielectric: Teflon TFE per ASTM-D-1457.  
 Silver Plating: ASTM B700.  
 Tin Plating: ASTM B545.

### Electrical Specifications


Velocity of Propagation: 69.5% for standard cables;  
 76.5% for LA; 84.5% for WP

### Temperature Range:

See page 8 for Temperature Ranges.

# Semi-Rigid Cable

Low-loss cables shown in **bold**




For RoHS Compliant Cables, please contact factory.

| Center Conductor Material | Weight (Max)         |               | Center Conductor Adhesion |              | Capacitance (Maximum) pf/ft (pf/m) | Continuous Working Voltage (VRMS Max) | Voltage Withstand (VRMS) | Maximum Operating Frequency (GHz) |             |             |            |
|---------------------------|----------------------|---------------|---------------------------|--------------|------------------------------------|---------------------------------------|--------------------------|-----------------------------------|-------------|-------------|------------|
|                           | lbs/100 ft (kg/100m) |               | lbs (N)                   | Min Max      |                                    |                                       |                          |                                   |             |             |            |
| SPCW                      | .26                  | (.39)         | .5                        | (2.2)        | 3.5                                | (15.5)                                | 32.0                     | (105)                             | 750         | 2000        | 20         |
| SPCW                      | .28                  | (.42)         | .5                        | (2.2)        | 3.5                                | (15.5)                                | 32.0                     | (105)                             | 750         | 2000        | 20         |
| SPCW                      | .45                  | (.67)         | 2                         | (8.9)        | 10                                 | (44.5)                                | 32.0                     | (105)                             | 1000        | 2000        | 20         |
| SPCW                      | .48                  | (.71)         | 2                         | (8.9)        | 10                                 | (44.5)                                | 32.0                     | (105)                             | 1000        | 2000        | 20         |
| SPCW                      | .48                  | (.71)         | 2                         | (8.9)        | 10                                 | (44.5)                                | 32.0                     | (105)                             | 1000        | 2000        | 20         |
| SPC                       | .45                  | (.67)         | 2                         | (8.9)        | 10                                 | (44.5)                                | 32.0                     | (105)                             | 1000        | 2000        | 20         |
| SPC                       | .48                  | (.71)         | 2                         | (8.9)        | 10                                 | (44.5)                                | 32.0                     | (105)                             | 1000        | 2000        | 20         |
| SPC                       | .48                  | (.71)         | 2                         | (8.9)        | 10                                 | (44.5)                                | 32.0                     | (105)                             | 1000        | 2000        | 20         |
| <b>SPC</b>                | <b>.36</b>           | <b>(.54)</b>  | <b>2</b>                  | <b>(8.9)</b> | <b>10</b>                          | <b>(44.5)</b>                         | <b>24.0</b>              | <b>(78.7)</b>                     | <b>1000</b> | <b>2000</b> | <b>110</b> |
| <b>SPC</b>                | <b>.39</b>           | <b>(.58)</b>  | <b>2</b>                  | <b>(8.9)</b> | <b>10</b>                          | <b>(44.5)</b>                         | <b>24.0</b>              | <b>(78.7)</b>                     | <b>1000</b> | <b>2000</b> | <b>110</b> |
| SPCW                      | 1.53                 | (2.28)        | 4                         | (17.8)       | 25                                 | (111)                                 | 32.0                     | (105)                             | 1500        | 5000        | 20         |
| SPCW                      | 1.53                 | (2.28)        | 4                         | (17.8)       | 25                                 | (111)                                 | 32.0                     | (105)                             | 1500        | 5000        | 20         |
| SPCW                      | 1.58                 | (2.35)        | 4                         | (17.8)       | 25                                 | (111)                                 | 32.0                     | (105)                             | 1500        | 5000        | 20         |
| SPCW                      | 1.58                 | (2.35)        | 4                         | (17.8)       | 25                                 | (111)                                 | 32.0                     | (105)                             | 1500        | 5000        | 20         |
| SPCW                      | 1.58                 | (2.35)        | 4                         | (17.8)       | 25                                 | (111)                                 | 32.0                     | (105)                             | 1500        | 5000        | 20         |
| SPC                       | 1.52                 | (2.26)        | 4                         | (17.8)       | 25                                 | (111)                                 | 32.0                     | (105)                             | 1500        | 5000        | 20         |
| SPC                       | 1.52                 | (2.26)        | 4                         | (17.8)       | 25                                 | (111)                                 | 32.0                     | (105)                             | 1500        | 5000        | 20         |
| SPC                       | 1.57                 | (2.34)        | 4                         | (17.8)       | 25                                 | (111)                                 | 32.0                     | (105)                             | 1500        | 5000        | 20         |
| SPC                       | 1.57                 | (2.34)        | 4                         | (17.8)       | 25                                 | (111)                                 | 32.0                     | (105)                             | 1500        | 5000        | 20         |
| SPCW                      | 1.50                 | (2.25)        | 2                         | (8.9)        | 25                                 | (111)                                 | 19.4                     | (63.5)                            | 1200        | 2500        | 65         |
| SPCW                      | 1.58                 | (2.35)        | 2                         | (8.9)        | 25                                 | (111)                                 | 19.4                     | (63.5)                            | 1200        | 2500        | 65         |
| <b>SPC</b>                | <b>1.53</b>          | <b>(2.28)</b> | <b>2</b>                  | <b>(8.9)</b> | <b>25</b>                          | <b>(111)</b>                          | <b>27.2</b>              | <b>(89.2)</b>                     | <b>1500</b> | <b>2500</b> | <b>61</b>  |
| <b>SPC</b>                | <b>1.58</b>          | <b>(2.35)</b> | <b>2</b>                  | <b>(8.9)</b> | <b>25</b>                          | <b>(111)</b>                          | <b>27.2</b>              | <b>(89.2)</b>                     | <b>1500</b> | <b>2500</b> | <b>61</b>  |
| SPC                       | 1.60                 | (2.38)        | 4                         | (17.8)       | 35                                 | (156)                                 | 57.6                     | (189)                             | 750         | 1000        | 46         |
| SPC                       | 1.60                 | (2.38)        | 4                         | (17.8)       | 35                                 | (156)                                 | 57.6                     | (189)                             | 750         | 1000        | 46         |
| SPCW                      | 3.44                 | (5.12)        | 4                         | (17.8)       | 65                                 | (289)                                 | 29.9                     | (98.1)                            | 1900        | 5000        | 20         |
| SPCW                      | 3.44                 | (5.12)        | 4                         | (17.8)       | 65                                 | (289)                                 | 29.9                     | (98.1)                            | 1900        | 5000        | 20         |
| SPCW                      | 3.50                 | (5.21)        | 4                         | (17.8)       | 65                                 | (289)                                 | 29.9                     | (98.1)                            | 1900        | 5000        | 20         |
| SPCW                      | 3.50                 | (5.21)        | 4                         | (17.8)       | 65                                 | (289)                                 | 29.9                     | (98.1)                            | 1900        | 5000        | 20         |
| SPCW                      | 3.50                 | (5.21)        | 4                         | (17.8)       | 65                                 | (289)                                 | 29.9                     | (98.1)                            | 1900        | 5000        | 20         |
| SPC                       | 3.43                 | (5.11)        | 4                         | (17.8)       | 65                                 | (289)                                 | 29.9                     | (98.1)                            | 1900        | 5000        | 20         |
| SPC                       | 3.50                 | (5.21)        | 4                         | (17.8)       | 65                                 | (289)                                 | 29.9                     | (98.1)                            | 1900        | 5000        | 20         |
| SPC                       | 3.50                 | (5.21)        | 4                         | (17.8)       | 65                                 | (289)                                 | 29.9                     | (98.1)                            | 1900        | 5000        | 20         |
| SPCW                      | 3.45                 | (5.13)        | 2                         | (8.9)        | 65                                 | (289)                                 | 20.6                     | (67.6)                            | 2000        | 5000        | 41         |
| SPCW                      | 3.51                 | (5.22)        | 2                         | (8.9)        | 65                                 | (289)                                 | 20.6                     | (67.6)                            | 2000        | 5000        | 41         |
| SPCW                      | 3.45                 | (5.13)        | 2                         | (8.9)        | 65                                 | (289)                                 | 19.4                     | (63.6)                            | 2000        | 5000        | 38         |
| SPCW                      | 3.51                 | (5.22)        | 2                         | (8.9)        | 65                                 | (289)                                 | 19.4                     | (63.6)                            | 2000        | 5000        | 38         |
| SPCW                      | 3.51                 | (5.22)        | 2                         | (8.9)        | 65                                 | (289)                                 | 19.4                     | (63.6)                            | 2000        | 5000        | 38         |
| SPC                       | 3.45                 | (5.13)        | 2                         | (8.9)        | 65                                 | (289)                                 | 19.4                     | (63.6)                            | 2000        | 5000        | 38         |
| <b>SPC</b>                | <b>3.44</b>          | <b>(5.21)</b> | <b>2</b>                  | <b>(8.9)</b> | <b>65</b>                          | <b>(289)</b>                          | <b>27.1</b>              | <b>(88.7)</b>                     | <b>1900</b> | <b>5000</b> | <b>34</b>  |
| <b>SPC</b>                | <b>3.50</b>          | <b>(5.21)</b> | <b>2</b>                  | <b>(8.9)</b> | <b>65</b>                          | <b>(289)</b>                          | <b>27.1</b>              | <b>(88.7)</b>                     | <b>1900</b> | <b>5000</b> | <b>34</b>  |
| SPC                       | 10.5                 | (15.6)        | 4                         | (17.8)       | 100                                | (445)                                 | 29.6                     | (97.1)                            | 3000        | 7500        | 18         |
| SPC                       | 10.6                 | (15.8)        | 4                         | (17.8)       | 100                                | (445)                                 | 29.6                     | (97.1)                            | 3000        | 7500        | 18         |
| SPC                       | 10.6                 | (15.8)        | 4                         | (17.8)       | 100                                | (445)                                 | 29.6                     | (97.1)                            | 3000        | 7500        | 18         |
| <b>SPC</b>                | <b>9.07</b>          | <b>(13.5)</b> | <b>2</b>                  | <b>(8.9)</b> | <b>100</b>                         | <b>(445)</b>                          | <b>25.0</b>              | <b>(82.0)</b>                     | <b>3000</b> | <b>7500</b> | <b>20</b>  |
| <b>SPC</b>                | <b>9.17</b>          | <b>(13.6)</b> | <b>2</b>                  | <b>(8.9)</b> | <b>100</b>                         | <b>(445)</b>                          | <b>25.0</b>              | <b>(82.0)</b>                     | <b>3000</b> | <b>7500</b> | <b>20</b>  |
| SPC                       | 14.5                 | (21.6)        | 2                         | (8.9)        | 100                                | (445)                                 | 29.0                     | (95.1)                            | 3000        | 7500        | 14         |
| SPC                       | 14.7                 | (21.9)        | 2                         | (8.9)        | 100                                | (445)                                 | 29.0                     | (95.1)                            | 3000        | 7500        | 14         |

| Maximum Attenuation and Power Ratings (@ 25 °C)* |            |       |                        |            |       |                        |            |       |                        |            |       |                        |            |       |
|--|------------|-------|------------------------|------------|-------|------------------------|------------|-------|------------------------|------------|-------|------------------------|------------|-------|
| .250 diameter                                    |            |       | .141 diameter          |            |       | .086 diameter          |            |       | .047 diameter          |            |       | .034 diameter          |            |       |
| Attenuation                                      |            | Power | Attenuation            |            | Power | Attenuation            |            | Power | Attenuation            |            | Power | Attenuation            |            | Power |
| MHz  | dB/100 ft. | Watts | MHz                    | dB/100 ft. | Watts | MHz                    | dB/100 ft. | Watts | MHz                    | dB/100 ft. | Watts | MHz                    | dB/100 ft. | Watts |
| 400  | 4.5        | 1900  | 500                    | 8          | 600   | 500                    | 15         | 180   | 500                    | 28         | 45    | 500                    | 42         | 14    |
| 1000   | 7.5        | 1400  | 1000                   | 12         | 450   | 1000                   | 22         | 130   | 1000                   | 40         | 32    | 1000                   | 60         | 10    |
| 3000   | 16         | 750   | 5000                   | 29         | 180   | 5000                   | 50         | 54    | 5000                   | 90         | 13    | 5000                   | 140        | 4.5   |
| 10000  | 33         | 350   | 10000                  | 45         | 120   | 10000                  | 80         | 35    | 10000                  | 130        | 9     | 10000                  | 190        | 3.1   |
| 18000  | 48         | 200   | 20000                  | 70         | 70    | 20000                  | 130        | 20    | 20000                  | 190        | 6.5   | 20000                  | 280        | 2     |
| Structural Return Loss                           |            |       | Structural Return Loss |            |       | Structural Return Loss |            |       | Structural Return Loss |            |       | Structural Return Loss |            |       |
| MHz  | dB         |       | MHz                    | dB         |       | MHz                    | dB         |       | MHz                    | dB         |       | MHz                    | dB         |       |
| 500  | 26         |       | 500                    | 30         |       | 500                    | 28         |       | 1000                   | 22         |       | 500                    | 22         |       |
| 5000   | 21         |       | 5000                   | 23         |       | 5000                   | 23         |       | 10000                  | 18         |       | 5000                   | 21         |       |
| 18000  | 16         |       | 18000                  | 21         |       | 20000                  | 15         |       | 20000                  | 14         |       | 20000                  | 15         |       |

\* Contact factory for attenuation, power ratings and return loss values of low attenuation cables.





# Aluminum-jacketed

See page 8 for MIL-C-17 QPL Items

| Part Number           | Nominal Impedance ( $\Omega$ )  | Outer Conductor Diameter inches (mm) | Dielectric Diameter inches (mm) | Center Conductor Diameter inches (mm) |
|-----------------------|---------------------------------|--------------------------------------|---------------------------------|---------------------------------------|
| EZ 47AL               | 50.0 $\pm$ 2.5                  | .047 (1.19)                          | .037 (.94)                      | .0113 (.287)                          |
| EZ 47AL-TP            | 50.0 $\pm$ 2.5                  | .047 (1.19)*                         | .037 (.94)                      | .0113 (.287)                          |
| <b>EZ 47AL-LA</b>     | <b>50.0 <math>\pm</math>2.5</b> | <b>.047 (1.19)</b>                   | <b>.037 (.94)</b>               | <b>.0126 (.32)</b>                    |
| <b>EZ 47AL-LA-TP</b>  | <b>50.0 <math>\pm</math>2.5</b> | <b>.047 (1.19)*</b>                  | <b>.037 (.94)</b>               | <b>.0126 (.32)</b>                    |
| EZ 86AL/M17           | 50.0 $\pm$ 1.5                  | .0865 (2.2)                          | .066 (1.68)                     | .0201 (.51)                           |
| EZ 86AL-TP/M17        | 50.0 $\pm$ 1.5                  | .0865 (2.2)*                         | .066 (1.68)                     | .0201 (.51)                           |
| EZ 86AL-SP            | 50.0 $\pm$ 1.5                  | .0865 (2.2)*                         | .066 (1.68)                     | .0201 (.51)                           |
| <b>EZ 86AL-LA</b>     | <b>50.0 <math>\pm</math>1.5</b> | <b>.0865 (2.2)</b>                   | <b>.066 (1.68)</b>              | <b>.0226 (.57)</b>                    |
| <b>EZ 86AL-LA-TP</b>  | <b>50.0 <math>\pm</math>1.5</b> | <b>.0865 (2.2)*</b>                  | <b>.066 (1.68)</b>              | <b>.0226 (.57)</b>                    |
| EZ 86-75AL            | 75.0 $\pm$ 2.0                  | .0865 (2.2)                          | .066 (1.68)                     | .0113 (.29)                           |
| EZ 86-75AL-TP         | 75.0 $\pm$ 2.0                  | .0865 (2.2)*                         | .066 (1.68)                     | .0113 (.29)                           |
| EZ 141AL/M17          | 50.0 $\pm$ 1.0                  | .141 (3.58)                          | .1175 (2.98)                    | .0362 (.92)                           |
| EZ 141AL-TP/M17       | 50.0 $\pm$ 1.0                  | .141 (3.58)*                         | .1175 (2.98)                    | .0362 (.92)                           |
| EZ 141AL-SP           | 50.0 $\pm$ 1.0                  | .141 (3.58)*                         | .1175 (2.98)                    | .0362 (.92)                           |
| <b>EZ 141AL-LA</b>    | <b>50.0 <math>\pm</math>1.0</b> | <b>.141 (3.58)</b>                   | <b>.118 (3.00)</b>              | <b>.0403 (1.02)</b>                   |
| <b>EZ 141AL-LA-TP</b> | <b>50.0 <math>\pm</math>1.0</b> | <b>.141 (3.58)*</b>                  | <b>.118 (3.00)</b>              | <b>.0403 (1.02)</b>                   |
| EZ 141-100-AL         | 100.0 $\pm$ 2.5                 | .141 (3.58)                          | .109 (2.77)                     | .0100 (.25)                           |
| EZ 141-100-AL-TP      | 100.0 $\pm$ 2.5                 | .141 (3.58)*                         | .109 (2.77)                     | .0100 (.25)                           |
| EZ 141-75-AL          | 75.0 $\pm$ 2.0                  | .141 (3.58)                          | .117 (2.97)                     | .0201 (.51)                           |
| EZ 141-75-AL-TP       | 75.0 $\pm$ 2.0                  | .141 (3.58)*                         | .117 (2.97)                     | .0201 (.51)                           |
| EZ 141-70-AL          | 70.0 $\pm$ 2.0                  | .141 (3.58)                          | .107 (2.72)                     | .0201 (.51)                           |
| EZ 141-70-AL-TP       | 70.0 $\pm$ 2.0                  | .141 (3.58)*                         | .107 (2.72)                     | .0201 (.51)                           |
| EZ 250AL              | 50.0 $\pm$ 0.5                  | .250 (6.35)                          | .209 (5.31)                     | .0641 (1.63)                          |
| EZ 250AL-TP           | 50.0 $\pm$ 0.5                  | .250 (6.35)*                         | .209 (5.31)                     | .0641 (1.63)                          |
| <b>EZ 250AL-WP</b>    | <b>50.0 <math>\pm</math>1.0</b> | <b>.250 (6.35)</b>                   | <b>.209 (5.31)</b>              | <b>.081 (2.06)</b>                    |
| <b>EZ 250AL-WP-TP</b> | <b>50.0 <math>\pm</math>1.0</b> | <b>.250 (6.35)*</b>                  | <b>.209 (5.31)</b>              | <b>.081 (2.06)</b>                    |

\*Allow additional  $\pm$ .001 for plating.

\*\* Contact factory for theoretical electrical parameters of non-50 $\Omega$  cables.

## Key to Materials

TP: Tin Plated  
 SP: Silver plated  
 SPC: Silver-plated Copper  
 SPCW: Silver-plated Copper-clad steel  
**LA: Low Attenuation WP: Wrap Dielectric**

Outer Conductor: Aluminum per ASTM B483  
 Dielectric: Teflon TFE per ASTM-D-1457  
 Silver Plating: ASTM B700  
 Tin Plating: ASTM B545

## Electrical Specifications


Velocity of Propagation: 69.5% for standard cables;  
 76.5% for LA; 84.5% for WP

## Temperature Range:

See page 8 for Temperature Ranges

# Semi-Rigid Cable

Low-loss cables shown in **bold**




For RoHS Compliant Cables, please contact factory.

| Center Conductor Material | Weight (Max)<br>lbs/100 ft<br>(kg/100m) | Center Conductor Adhesion<br>lbs (N) |                  | Capacitance (Maximum)<br>pf/ft (pf/m) | Continuous Working Voltage (VRMS Max) | Voltage Withstand (VRMS) | Maximum Operating Frequency (GHz) |
|---------------------------|---|--------------------------------------|------------------|---------------------------------------|---------------------------------------|--------------------------|-----------------------------------|
|                           |   | Min                                  | Max              |                                       |                                       |                          |                                   |
| SPCW                      | .23 (.34)                               | 2 (8.9)                              | 10 (44.5)        | 32.0 (105)                            | 1000                                  | 2000                     | 104                               |
| SPCW                      | .24 (.36)                               | 2 (8.9)                              | 10 (44.5)        | 32.0 (105)                            | 1000                                  | 2000                     | 104                               |
| <b>SPC</b>                | <b>.17 (.25)</b>                        | <b>2 (8.9)</b>                       | <b>10 (44.5)</b> | <b>24.0 (78.7)</b>                    | <b>1000</b>                           | <b>2000</b>              | <b>110</b>                        |
| <b>SPC</b>                | <b>.18 (.26)</b>                        | <b>2 (8.9)</b>                       | <b>10 (44.5)</b> | <b>24.0 (78.7)</b>                    | <b>1000</b>                           | <b>2000</b>              | <b>110</b>                        |
| SPCW                      | .75 (1.12)                              | 4 (17.8)                             | 25 (111)         | 32.0 (105)                            | 1500                                  | 5000                     | 20                                |
| SPCW                      | .80 (1.19)                              | 4 (17.8)                             | 25 (111)         | 32.0 (105)                            | 1500                                  | 5000                     | 20                                |
| SPCW                      | .80 (1.19)                              | 4 (17.8)                             | 25 (111)         | 32.0 (105)                            | 1500                                  | 5000                     | 57                                |
| <b>SPC</b>                | <b>.63 (.94)</b>                        | <b>2 (8.9)</b>                       | <b>25 (111)</b>  | <b>27.2 (89.2)</b>                    | <b>1500</b>                           | <b>5000</b>              | <b>61</b>                         |
| <b>SPC</b>                | <b>.68 (1.01)</b>                       | <b>2 (8.9)</b>                       | <b>25 (111)</b>  | <b>27.2 (89.2)</b>                    | <b>1500</b>                           | <b>5000</b>              | <b>61</b>                         |
| SPCW                      | .75 (1.12)                              | 2 (8.9)                              | 25 (111)         | 19.4 (63.7)                           | 1200                                  | 2500                     | 65                                |
| SPCW                      | .80 (1.19)                              | 2 (8.9)                              | 25 (111)         | 19.4 (63.7)                           | 1200                                  | 2500                     | 65                                |
| SPCW                      | 1.98 (2.95)                             | 4 (17.8)                             | 65 (289)         | 29.9 (98.1)                           | 1900                                  | 5000                     | 20                                |
| SPCW                      | 2.05 (3.05)                             | 4 (17.8)                             | 65 (289)         | 29.9 (98.1)                           | 1900                                  | 5000                     | 20                                |
| SPCW                      | 2.05 (3.05)                             | 4 (17.8)                             | 65 (289)         | 29.9 (98.1)                           | 1900                                  | 5000                     | 32                                |
| <b>SPC</b>                | <b>1.61 (2.40)</b>                      | <b>2 (8.9)</b>                       | <b>65 (289)</b>  | <b>27.1 (88.7)</b>                    | <b>1900</b>                           | <b>5000</b>              | <b>34</b>                         |
| <b>SPC</b>                | <b>1.67 (2.49)</b>                      | <b>2 (8.9)</b>                       | <b>65 (289)</b>  | <b>27.1 (88.7)</b>                    | <b>1900</b>                           | <b>5000</b>              | <b>34</b>                         |
| SPCW                      | 1.90 (2.83)                             | 2 (8.9)                              | 65 (289)         | 14.6 (47.9)                           | 2000                                  | 5000                     | 42                                |
| SPCW                      | 1.97 (2.93)                             | 2 (8.9)                              | 65 (289)         | 14.6 (47.9)                           | 2000                                  | 5000                     | 42                                |
| SPCW                      | 1.79 (2.66)                             | 2 (8.9)                              | 65 (289)         | 19.4 (63.7)                           | 2000                                  | 5000                     | 36                                |
| SPCW                      | 1.86 (2.77)                             | 2 (8.9)                              | 65 (289)         | 19.4 (63.7)                           | 2000                                  | 5000                     | 36                                |
| SPCW                      | 1.80 (2.68)                             | 2 (8.9)                              | 65 (289)         | 20.6 (67.6)                           | 2000                                  | 5000                     | 39                                |
| SPCW                      | 1.87 (2.78)                             | 2 (8.9)                              | 65 (289)         | 20.6 (67.6)                           | 2000                                  | 5000                     | 39                                |
| SPC                       | 6.30 (9.37)                             | 4 (17.8)                             | 100 (445)        | 29.6 (97.1)                           | 3000                                  | 7500                     | 18                                |
| SPC                       | 6.40 (9.52)                             | 4 (17.8)                             | 100 (445)        | 29.6 (97.1)                           | 3000                                  | 7500                     | 18                                |
| <b>SPC</b>                | <b>4.90 (7.29)</b>                      | <b>2 (8.9)</b>                       | <b>100 (445)</b> | <b>25.0 (82.0)</b>                    | <b>3000</b>                           | <b>7500</b>              | <b>20</b>                         |
| <b>SPC</b>                | <b>4.91 (7.31)</b>                      | <b>2 (8.9)</b>                       | <b>100 (445)</b> | <b>25.0 (82.0)</b>                    | <b>3000</b>                           | <b>7500</b>              | <b>20</b>                         |

| Maximum Attenuation and Power Ratings (@ 25 °C)* |            |             |                        |            |             |                        |            |             |                        |            |             |
|--|------------|-------------|------------------------|------------|-------------|------------------------|------------|-------------|------------------------|------------|-------------|
| .250 diameter                                    |            |             | .141 diameter          |            |             | .086 diameter          |            |             | .047 diameter          |            |             |
| Attenuation                                      |            | Power Watts | Attenuation            |            | Power Watts | Attenuation            |            | Power Watts | Attenuation            |            | Power Watts |
| MHz  | dB/100 ft. |             | MHz                    | dB/100 ft. |             | MHz                    | dB/100 ft. |             | MHz                    | dB/100 ft. |             |
| 400  | 4.5        | 962         | 500                    | 8          | 439         | 500                    | 15         | 130         | 500                    | 28         | 45          |
| 1000   | 7.5        | 661         | 1000                   | 12         | 306         | 1000                   | 22         | 97          | 1000                   | 40         | 32          |
| 5000   | 22         | 265         | 5000                   | 29         | 128         | 5000                   | 50         | 40          | 5000                   | 90         | 13          |
| 10000  | 33         | 174         | 10000                  | 45         | 87          | 10000                  | 80         | 26          | 10000                  | 130        | 9           |
| 18000  | 48         | 100         | 20000                  | 70         | 58          | 20000                  | 130        | 15          | 20000                  | 190        | 6.5         |
| Structural Return Loss                           |            |             | Structural Return Loss |            |             | Structural Return Loss |            |             | Structural Return Loss |            |             |
|  | MHz        | dB          |                        | MHz        | dB          |                        | MHz        | dB          |                        | MHz        | dB          |
|  | 500        | 26          |                        | 500        | 30          |                        | 500        | 28          |                        | 1000       | 22          |
|  | 5000       | 21          |                        | 5000       | 23          |                        | 5000       | 23          |                        | 10000      | 18          |
|  | 18000      | 16          |                        | 18000      | 21          |                        | 20000      | 15          |                        | 20000      | 14          |

\* Contact factory for attenuation, power ratings and return loss values of low attenuation cables.



# MIL-C-17-QPL

See page 4 for Copper-Jacketed Commercial Versions

| MIL-C-17 Part Number Designation | Nominal Impedance (Ohms) | Outer Conductor Diameter inches (mm) | Outer Conductor Material | Outer Conductor Plating | Dielectric Diameter inches (mm) | Center Conductor Diameter inches (mm) |
|----------------------------------|--------------------------|--------------------------------------|--------------------------|-------------------------|---------------------------------|---------------------------------------|
| M17/129-RG-401                   | 50.0 +/- 0.5             | .250 (6.35)                          | CU                       | n/a                     | .209 (5.31)                     | .0641 (1.63)                          |
| M17/129-00001                    | 50.0 +/- 0.5             | .250 (6.35)*                         | CU                       | TP                      | .209 (5.31)                     | .0641 (1.63)                          |
| <b>M17/130-RG402</b>             | <b>50.0 +/- 1.0</b>      | <b>.141 (3.58)</b>                   | <b>CU</b>                | <b>n/a</b>              | <b>.1175 (2.98)</b>             | <b>.0362 (.92)</b>                    |
| <b>M17/130-00001</b>             | <b>50.0 +/- 1.0</b>      | <b>.141 (3.58)*</b>                  | <b>CU</b>                | <b>TP</b>               | <b>.1175 (2.98)</b>             | <b>.0362 (.92)</b>                    |
| M17/130-00004                    | 50.0 +/- 1.0             | .141 (3.58)                          | CU                       | n/a                     | .1175 (2.98)                    | .0362 (.92)                           |
| M17/130-00005                    | 50.0 +/- 1.0             | .141 (3.58)*                         | CU                       | TP                      | .1175 (2.98)                    | .0362 (.92)                           |
| M17/130-00008                    | 50.0 +/- 1.0             | .141 (3.58)                          | AL                       | n/a                     | .1175 (2.98)                    | .0362 (.92)                           |
| <b>M17/130-00009</b>             | <b>50.0 +/- 1.0</b>      | <b>.141 (3.58)*</b>                  | <b>AL</b>                | <b>TP</b>               | <b>.1175 (2.98)</b>             | <b>.0362 (.92)</b>                    |
| <b>M17/130-00012</b>             | <b>50.0 +/- 1.0</b>      | <b>.141 (3.58)*</b>                  | <b>CU</b>                | <b>SP</b>               | <b>.1175 (2.98)</b>             | <b>.0362 (.92)</b>                    |
| M17/130-00014                    | 50.0 +/- 1.0             | .141 (3.58)*                         | CU                       | TL                      | .1175 (2.98)                    | .0362 (.92)                           |
| M17/130-00015                    | 50.0 +/- 1.0             | .141 (3.58)*                         | CU                       | TL                      | .1175 (2.98)                    | .0362 (.92)                           |
| M17/133-RG405                    | 50.0 +/- 1.5             | .0865 (2.20)                         | CU                       | n/a                     | .066 (1.68)                     | .0201 (.51)                           |
| M17/133-00001                    | 50.0 +/- 1.5             | .0865 (2.20)*                        | CU                       | TP                      | .066 (1.68)                     | .0201 (.51)                           |
| M17/133-00002                    | 50.0 +/- 1.5             | .0865 (2.20)                         | CU                       | n/a                     | .066 (1.68)                     | .0201 (.51)                           |
| <b>M17/133-00003</b>             | <b>50.0 +/- 1.5</b>      | <b>.0865 (2.20)*</b>                 | <b>CU</b>                | <b>TP</b>               | <b>.066 (1.68)</b>              | <b>.0201 (.51)</b>                    |
| <b>M17/133-00006</b>             | <b>50.0 +/- 1.5</b>      | <b>.0865 (2.20)</b>                  | <b>CU</b>                | <b>n/a</b>              | <b>.066 (1.68)</b>              | <b>.0201 (.51)</b>                    |
| M17/133-00007                    | 50.0 +/- 1.5             | .0865 (2.20)*                        | CU                       | TP                      | .066 (1.68)                     | .0201 (.51)                           |
| M17/133-00008                    | 50.0 +/- 1.5             | .0865 (2.20)                         | CU                       | n/a                     | .066 (1.68)                     | .0201 (.51)                           |
| M17/133-00009                    | 50.0 +/- 1.5             | .0865 (2.20)*                        | CU                       | TP                      | .066 (1.68)                     | .0201 (.51)                           |
| M17/133-00012                    | 50.0 +/- 1.5             | .0865 (2.20)                         | AL                       | n/a                     | .066 (1.68)                     | .0201 (.51)                           |
| M17/133-00013                    | 50.0 +/- 1.5             | .0865 (2.20)*                        | AL                       | TP                      | .066 (1.68)                     | .0201 (.51)                           |
| M17/133-00016                    | 50.0 +/- 1.5             | .0865 (2.20)*                        | CU                       | SP                      | .066 (1.68)                     | .0201 (.51)                           |
| M17/133-00018                    | 50.0 +/- 1.0             | .0865 (2.20)*                        | CU                       | TL                      | .066 (1.68)                     | .0201 (.51)                           |
| M17/151-00001                    | 50.0 +/- 2.5             | .047 (1.19)                          | CU                       | n/a                     | .037 (.94)                      | .0113 (.29)                           |
| <b>M17/151-00002</b>             | <b>50.0 +/- 2.5</b>      | <b>.047 (1.19)*</b>                  | <b>CU</b>                | <b>TP</b>               | <b>.037 (.94)</b>               | <b>.0113 (.29)</b>                    |
| <b>M17/154-00001</b>             | <b>50.0 +/- 3.0</b>      | <b>.034 (.86)</b>                    | <b>CU</b>                | <b>n/a</b>              | <b>.026 (.66)</b>               | <b>.008 (.20)</b>                     |
| <b>M17/154-00002</b>             | <b>50.0 +/- 3.0</b>      | <b>.034 (.86)*</b>                   | <b>CU</b>                | <b>TP</b>               | <b>.026 (.66)</b>               | <b>.008 (.20)</b>                     |

## Key to Materials

CU: Copper  
 AL: Aluminum  
 TP: Tin Plated  
 SP: Silver Plated  
 TL: Tin-Lead Plated  
 SPC Silver-Plated Copper  
 SPCW: Silver Plated Copper-clad Steel

Copper per ASTM B88 or B447  
 Aluminum per ASTM B483  
 Tin-Plating: ASTM B545  
 Silver-Plating: ASTM B700  
 Tin-Lead Plating (90/10): SAE-AMS-P-81728  
 Dielectric: Teflon TFE per ASTM-D-1457

## Electrical Specifications

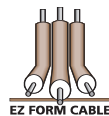
Velocity of Propagation: 69.5% for standard cables;  
 76.5% for LA; 84.5% for WP

## Temperature Range:

.034": "-55 +100C    .047": "-55 to +100C  
 .086": "-55 +125C    .086"LA: "-55 to +250C  
 .141": "-55 +125C    .141"LA: "-55 to +250C  
 .250": "-55 +125C    .250"WP: "-55 to +200C



# Semi-Rigid Cable




See page 6 for Aluminum-Jacketed Commercial Versions

| Center Conductor Material | Weight (Max)<br>lbs/100 ft<br>(kg/100m) | Center Conductor Adhesion<br>lbs (N) |            | Capacitance (Maximum)<br>pf/ft (pf/m) | Continuous Working Voltage<br>(VRMS Max) | Voltage Withstand<br>(VRMS) | Maximum Operating Frequency<br>(GHz) |
|---------------------------|---|--------------------------------------|------------|---------------------------------------|--|-----------------------------|--------------------------------------|
|                           |   | Min                                  | Max        |                                       |  |                             |                                      |
| SPC                       | 10.5 (15.6)                             | 4 (17.8)                             | 100 (445)  | 29.6 (97.1)                           | 3000                                     | 7500                        | 18                                   |
| SPC                       | 10.6 (15.8)                             | 4 (17.8)                             | 100 (445)  | 29.6 (97.1)                           | 3000                                     | 7500                        | 18                                   |
| SPCW                      | 3.44 (5.12)                             | 4 (17.8)                             | 65 (289)   | 29.9 (98.1)                           | 1900                                     | 5000                        | 20                                   |
| SPCW                      | 3.50 (5.21)                             | 4 (17.8)                             | 65 (289)   | 29.9 (98.1)                           | 1900                                     | 5000                        | 20                                   |
| SPCW                      | 3.44 (5.12)                             | 4 (17.8)                             | 65 (289)   | 29.9 (98.1)                           | 1900                                     | 5000                        | 20                                   |
| SPCW                      | 3.50 (5.21)                             | 4 (17.8)                             | 65 (289)   | 29.9 (98.1)                           | 1900                                     | 5000                        | 20                                   |
| SPCW                      | 1.98 (2.95)                             | 4 (17.8)                             | 65 (289)   | 29.9 (98.1)                           | 1900                                     | 5000                        | 20                                   |
| SPCW                      | 2.05 (3.05)                             | 4 (17.8)                             | 65 (289)   | 29.9 (98.1)                           | 1900                                     | 5000                        | 20                                   |
| SPCW                      | 3.50 (5.21)                             | 4 (17.8)                             | 65 (289)   | 29.9 (98.1)                           | 1900                                     | 1900                        | 20                                   |
| SPCW                      | 3.50 (5.21)                             | 4 (17.8)                             | 65 (289)   | 29.9 (98.1)                           | 1900                                     | 1900                        | 20                                   |
| SPC                       | 3.50 (5.21)                             | 4 (17.8)                             | 65 (289)   | 29.9 (98.1)                           | 1900                                     | 1900                        | 20                                   |
| SPCW                      | 1.53 (2.28)                             | 4 (17.8)                             | 25 (111)   | 32.0 (105)                            | 1500                                     | 5000                        | 20                                   |
| SPCW                      | 1.58 (2.35)                             | 4 (17.8)                             | 25 (111)   | 32.0 (105)                            | 1500                                     | 5000                        | 20                                   |
| SPC                       | 1.52 (2.26)                             | 4 (17.8)                             | 25 (111)   | 32.0 (105)                            | 1500                                     | 5000                        | 20                                   |
| SPC                       | 1.57 (2.34)                             | 4 (17.8)                             | 25 (111)   | 32.0 (105)                            | 1500                                     | 5000                        | 20                                   |
| SPCW                      | 1.53 (2.28)                             | 4 (17.8)                             | 25 (111)   | 32.0 (105)                            | 1500                                     | 5000                        | 20                                   |
| SPCW                      | 1.58 (2.35)                             | 4 (17.8)                             | 25 (111)   | 32.0 (105)                            | 1500                                     | 5000                        | 20                                   |
| SPC                       | 1.52 (2.26)                             | 4 (17.8)                             | 25 (111)   | 32.0 (105)                            | 1500                                     | 5000                        | 20                                   |
| SPC                       | 1.57 (2.34)                             | 4 (17.8)                             | 25 (111)   | 32.0 (105)                            | 1500                                     | 5000                        | 20                                   |
| SPCW                      | .80 (1.19)                              | 4 (17.8)                             | 25 (111)   | 32.0 (105)                            | 1500                                     | 5000                        | 20                                   |
| SPCW                      | .80 (1.19)                              | 4 (17.8)                             | 25 (111)   | 32.0 (105)                            | 1500                                     | 5000                        | 20                                   |
| SPCW                      | 1.58 (2.35)                             | 4 (17.8)                             | 25 (111)   | 32.0 (105)                            | 1500                                     | 5000                        | 20                                   |
| SPC                       | 1.57 (2.34)                             | 4 (17.8)                             | 25 (111)   | 32.0 (105)                            | 1500                                     | 5000                        | 20                                   |
| SPCW                      | .45 (.67)                               | 2 (8.9)                              | 10 (44.5)  | 32.0 (105)                            | 1000                                     | 2000                        | 20                                   |
| SPCW                      | .48 (.71)                               | 2 (8.9)                              | 10 (44.5)  | 32.0 (105)                            | 1000                                     | 2000                        | 20                                   |
| SPCW                      | .26 (.39)                               | .5 (2.2)                             | 3.5 (15.5) | 32.0 (105)                            | 750                                      | 2000                        | 20                                   |
| SPCW                      | .28 (.42)                               | .5 (2.2)                             | 3.5 (15.5) | 32.0 (105)                            | 750                                      | 2000                        | 20                                   |

| Maximum Attenuation and Power Ratings (@ 25 °C)* |            |       |                        |            |       |                        |            |       |                        |            |       |                        |            |       |
|--|------------|-------|------------------------|------------|-------|------------------------|------------|-------|------------------------|------------|-------|------------------------|------------|-------|
| MIL-C-17/129                                     |            |       | MIL-C-17/130           |            |       | MIL-C-17/133           |            |       | MIL-C-17/151           |            |       | MIL-C-17/154           |            |       |
| Attenuation                                      |            | Power | Attenuation            |            | Power | Attenuation            |            | Power | Attenuation            |            | Power | Attenuation            |            | Power |
| MHz  | dB/100 ft. | Watts | MHz                    | dB/100 ft. | Watts | MHz                    | dB/100 ft. | Watts | MHz                    | dB/100 ft. | Watts | MHz                    | dB/100 ft. | Watts |
| 400  | 4.5        | 1900  | 500                    | 8          | 600   | 500                    | 15         | 180   | 500                    | 28         | 45    | 500                    | 42         | 14    |
| 1000   | 7.5        | 1400  | 1000                   | 12         | 450   | 1000                   | 22         | 130   | 1000                   | 40         | 32    | 1000                   | 60         | 10    |
| 5000   | 22         | 750   | 5000                   | 29         | 180   | 5000                   | 50         | 54    | 5000                   | 90         | 13    | 5000                   | 140        | 4.5   |
| 10000  | 33         | 350   | 10000                  | 45         | 120   | 10000                  | 80         | 35    | 10000                  | 130        | 9     | 10000                  | 190        | 3.1   |
| 18000  | 48         | 200   | 20000                  | 70         | 70    | 20000                  | 130        | 20    | 20000                  | 190        | 6.5   | 20000                  | 280        | 2     |
| Structural Return Loss                           |            |       | Structural Return Loss |            |       | Structural Return Loss |            |       | Structural Return Loss |            |       | Structural Return Loss |            |       |
| MHz  |            | dB    | MHz                    |            | dB    | MHz                    |            | dB    | MHz                    |            | dB    | MHz                    |            | dB    |
| 500  |            | 26    | 500                    |            | 30    | 500                    |            | 28    | 1000                   |            | 22    | 500                    |            | 22    |
| 5000   |            | 21    | 5000                   |            | 23    | 5000                   |            | 23    | 10000                  |            | 18    | 5000                   |            | 21    |
| 18000  |            | 16    | 18000                  |            | 21    | 20000                  |            | 15    | 20000                  |            | 14    | 20000                  |            | 15    |

For RoHS Compliant Cables, please contact factory.



# EZFlex 401, 402, and 405™

## Truly flexible high-performance cable

New EZFlex 401, 402, and 405 have performance comparable to MIL-C-17 semi-rigid, yet handle like RG flexible cables and offer:

- Low leakage • Low VSWR • True flexibility • High durability • Lower weight

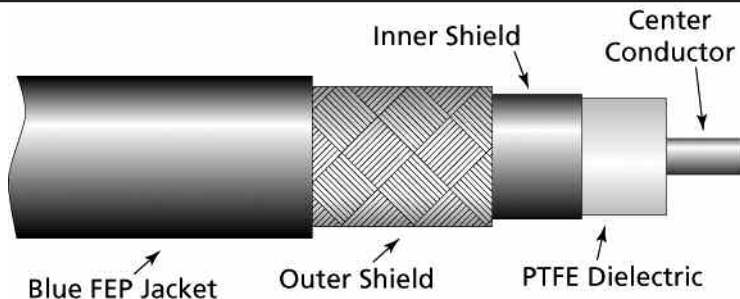
Let our dedicated assembly facility provide you with ready-made assemblies incorporating EZFlex 401, 402, or 405 and your choice of connectors for the ultimate in convenience—simply order the length you need and install in your system. See page 13 for standard assemblies.

Note: These cables are RoHS Compliant.


### EZFlex 401, 402, and 405 Construction

#### Materials

**Inner conductor:** Solid silver-plated copperweld (also available with silver-plated copper center conductor).  
**Dielectric:** Solid PTFE.  
**Inner Shield:** Silver-plated copper/ Mylar laminate.  
**Outer shield:** Silver-plated AWG 40 copper braid.  
**Outer Jacket:** Extruded blue FEP.



| Specifications                                  | EZFlex 401<br>(Equivalent to<br>.250" semi-rigid) | EZFlex 402<br>(Equivalent to<br>.141" semi-rigid) | EZFlex 405<br>(Equivalent to<br>.086" semi-rigid) |
|---|---|---|---|
| Inner Conductor diameter, inches (mm)           | .064 (1.63)                                       | .036 (.914)                                       | .0201 (.5105)                                     |
| Dielectric diameter, inches (mm)                | .209 (5.309)                                      | .117 (2.972)                                      | .066 (1.676)                                      |
| Inner Shield diameter, inches (mm)              | .217 (5.512)                                      | .125 (3.175)                                      | .074 (1.880)                                      |
| Outer shield diameter, inches (mm)              | .250 (6.35)                                       | .141 (3.581)                                      | .086 (2.184)                                      |
| Outer Jacket diameter, inches (mm)              | .265 (6.731)                                      | .163 (4.140)                                      | .100 (2.54)                                       |
| Minimum Bend Radius, inches (mm)                | .500 (12.7)                                       | .200 (5.08)                                       | .125 (3.18)                                       |
| Weight, lbs/100 ft. (kg/100 m)                  | 7.7 (11.5)  | 3.0 (4.5)   | 1.4 (2.1)   |
| Operating Temperature                           | -65 to 200° C                                     | -65 to 200° C                                     | -65 to 200° C                                     |
| Impedance                                       | 50 ±2Ω  | 50 ±2Ω  | 50 ±2Ω  |
| Velocity of Propagation                         | 70%   | 70%   | 70%   |
| Dielectric Constant                             | 2.04  | 2.04  | 2.04  |
| Voltage Withstanding, @ 60 Hz                   | 7500  | 5000  | 5000  |
| Corona Extinction Voltage,<br>VRMS min. @ 60 Hz | 3000  | 1900  | 1500  |
| Maximum Operating Frequency                     | 18 GHz  | 20 GHz  | 20 GHz  |
| Attenuation, dB/100 ft. (dB/100 m) @:           |   |   |   |
| 0.5 GHz   | 4.2 (13.8)  | 7.8 (25.6)  | 15.4 (50.5)                                       |
| 2.0 GHz   | 10.0 (32.8)                                       | 16.8 (55.1)                                       | 31.5 (103.3)                                      |
| 6.0 GHz   | 19.4 (63.7)                                       | 31.3 (102.7)                                      | 56.6 (185.6)                                      |
| 10.0 GHz  | 27.6 (90.6)                                       | 42.4 (139.1)                                      | 75.1 (246.3)                                      |
| 18.0 GHz  | 41.4 (135.7)                                      | 60.9 (200.0)                                      | 104.0 (341.1)                                     |
| 20.0 GHz  |   | 63.4 (208.1)                                      | 112.0 (367.4)                                     |



# EZFlex Formable™ Cable


High-performance cable that is easy to use

Complicated drawings and expensive bending tooling are a thing of the past with EZFlex Formable™ cable from EZ Form.

The copper-tin composite outer conductor of EZFlex Formable™ Cable provides the same 100% shielding as solid-jacketed semi-rigid, but is easily shaped to your dimensions by hand.


EZFlex Formable™ Cables can be used with solder-on connectors made for semi-rigid cable, providing similar electrical performance without the design and manufacturing headaches.

For RoHS Compliant Cables, please contact factory.




| Specifications  | EZFlex 250      | EZFlex 141      | EZFlex 86       | EZFlex 47       |
|-----------------|-----------------|-----------------|-----------------|-----------------|
| Inner conductor | .064" dia. SPC  | .036" dia. SPCW | .020" dia. SPCW | .011" dia. SPCW |
| Dielectric      | .209" dia. PTFE | .116" dia. PTFE | .066" dia. PTFE | .036" dia. PTFE |
| Outer Conductor | .250" dia. MAX  | .141" dia. MAX  | .086" dia. MAX  | .047" dia. MAX  |
| Impedance       | 50 ohms nominal | 50 ohms nominal | 50 ohms nominal | 50 ohms nominal |
| Velocity        | 70% nominal     | 70% nominal     | 70% nominal     | 70% nominal     |
| Attenuation @   |                 |                 |                 |                 |
| 500Mhz          | 5 dB/100 ft     | 8 dB/100 ft     | 15 dB/100 ft    | 28 dB/100 ft    |
| 2 Ghz           | 11 dB/100 ft    | 21 dB/100 ft    | 33 dB/100 ft    | 55 dB/100 ft    |
| 10 Ghz          | 33 dB/100 ft    | 54 dB/100 ft    | 82 dB/100 ft    | 140 dB/100 ft   |
| 18 Ghz          | 48 dB/100 ft    | 81 dB/100 ft    | 127 dB/100 ft   | 190 dB/100 ft   |
| Max. Temp.      | 90 deg. C       | 125 deg. C      | 125 deg. C      | 100 deg. C      |
| Weight          | 7.0 lbs/100ft   | 2.0 lbs/100ft   | 1.0 lbs/100ft   | .5 lbs/100ft    |
| Bend Radius     | .375" min.      | .25" min.       | .25" min.       | .25" min.       |

Ready-made EZFlex Formable™ cable assemblies from EZ Form make your job even easier. You can avoid all the measuring and checking needed to lay out cable assembly shapes for your system—just tell us the total cable length and connectors you need, and install the assemblies when they arrive. See page 13 for part numbers of standard EZFlex Formable™ assemblies.



For applications requiring extra abrasion resistance, we can supply assemblies with polyolefin jacketing over the entire cable length.



# Cable Assemblies

Semi-Rigid • EZFlex™ • EZFlex Formable™

At EZ Form, every aspect of semi-rigid cable assembly fabrication is precisely controlled. The art of precision cable bending and trimming has been perfected over many years to a degree unequalled by any other manufacturer.

Custom tooling is designed to obtain repeatability and optimum fabrication accuracy to meet every requirement. Total quality control (every assembly undergoes 100% mechanical and electrical inspection) ensures reliability and guaranteed performance.

Phase-matched assemblies with tolerances of  $\pm 1$  degree per GHz are certified in a fully-equipped electrical testing facility, backed by an engineering staff with years of experience in RF technology. Tighter specifications can be met by utilizing our proprietary techniques.


Flexible cable assemblies are made with the same exacting precision used to fabricate semi-rigid assemblies. The latest in trimming and assembly equipment is used, and 100% inspection yields assemblies with long life under rough and continuous use.

**The option of having expert EZ Form craftsmen custom fit assemblies to your chassis is also available, saving you time and the cost of layout and drawings.** We offer this unique service to aid OEMs in the fabrication of prototypes and custom-designed chassis.

By allowing EZ Form to manufacture, fit, test, and install the cable assemblies for your chassis, you eliminate costly in-house design, engineering, and drafting time. All you need supply us is your chassis with components installed and a schematic.

Take advantage of our experience, service, and quality, and make your decisions EZ. Call us for a quote.





# Standard Cable Assemblies

Semi-Rigid Cable • EZFlex Cable™ • EZFlex Formable™ • Flexible Cable

Because all EZ Form cable can be easily shaped by hand, these standard assemblies can save you engineering and assembly time and money.

- No complex drawings needed—just calculate total length needed and shape to fit.
- No scrapping of “extra” assemblies that are pre-bent to a specific configuration.
- You can “tweak” bends to fit your system at time of assembly.
- No costly drawing revisions needed if system changes require different bending.

Connector #1

Cable

Connector #2

← Length →

**Part Numbering Example:**

**NBJ - EZ141ALTP - SMARP - 12**

**Connector #1**

See below for codes

**Cable Choice:**

semirigid,\* EZ Flex,\*\*  
EZFlex Formable or flexible

**Connector #2**

See below for codes

**Length**

in inches


This example is for an assembly using tin-plated .141" aluminum cable with a type N bulkhead jack on one end and a right angle SMA plug on the other end, 12" long.

\*All standard connectors are solder type, so aluminum-jacketed cable must be tin plated.  
\*\*EZ Flex is flexible cable, but fits standard connectors for semi-rigid cable.

### Standard connectors

|                  |                                |                           |                           |
|------------------|--------------------------------|---------------------------|---------------------------|
|                  |                                |                           |                           |
| Type N Plug (NP) | Type N Jack (NJ)               | N Bulkhead Jack (NBJ)     |                           |
|                  |                                |                           |                           |
| SMA Plug (SMAP)  | SMA Anti-torque Plug (AT-SMAP) | SMA Angle Plug (SMARP)    | SMA Bulkhead Jack (SMABJ) |
|                  |                                |                           |                           |
| SMB Plug (SMBP)  | SMB Angle Plug (SMBRP)         | SMB Bulkhead Jack (SMBBJ) |                           |
|                  |                                |                           |                           |
| TNC Plug (TNCP)  | TNC Bulkhead Jack (TNCBJ)      |                           |                           |





# **EZArmored Ruggedized Cable Assemblies**


The new EZArmored Ruggedized Cable series (EZARM 401 and 402) incorporate our line of high performance EZFlex cables with a nearly indestructible armor jacket.

Designed to withstand the harsh mechanical stresses in the typical laboratory that quickly damage standard test cables, these cables can endure extreme environments where they are subjected to being stepped on by individuals or driven over by vehicles. Test results have shown that they can withstand a compression force of 4000 pounds per linear inch.

- Extremely Rugged
- For Harsh Environments
- Low Leakage
- Low VSWR







# Swept Right Angle Assemblies

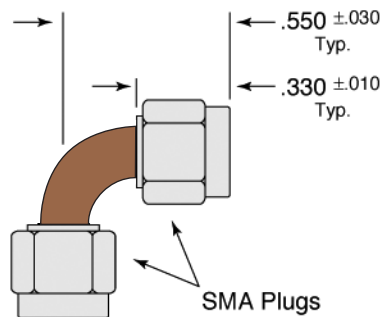
## An alternative to swept adapters and receptacles

Swept right angle SMA adapters and receptacles provide better electrical performance than standard types, but can be quite expensive and sources are limited. EZ Form swept assemblies offer an economical and dependable alternative, with typical VSWR of 1.25:1 to 18 GHz.

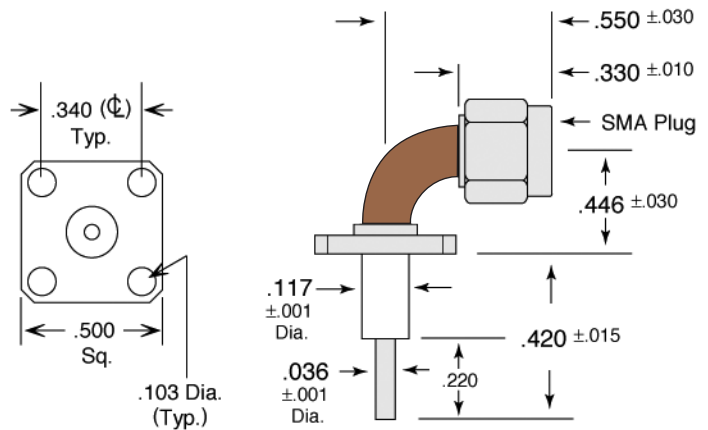
The assemblies incorporate EZ Form .141" cable, and SMA plugs which use the cable center conductor as the contact. Please call for any configurations not shown.

### Standard swept assemblies

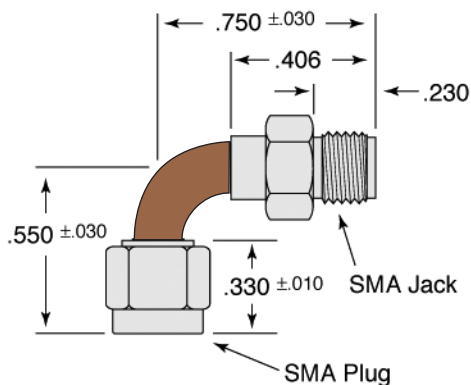
**P/N 300051**  
SMA Plug-SMA Plug  
.141" cable



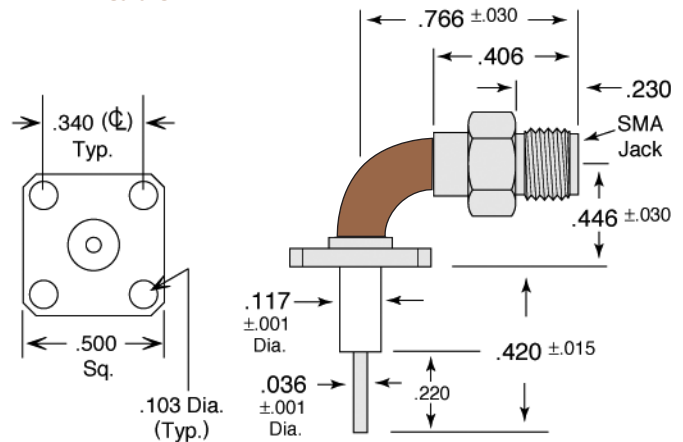
**P/N 300053**  
SMA Plug-Receptacle  
.141" cable




**P/N 300052**  
SMA Plug-SMA JACK  
.141" cable



**P/N 300054**  
SMA Jack-Receptacle  
.141" cable





# Delay Lines


Custom designed to your requirements


Producing delay lines to exacting customer specifications is a highly-developed capability at EZ Form.

Using our cable with its superior characteristics allows us to shape delay lines into almost any configuration required, and meet your most stringent electrical and mechanical specifications as well.

Our standard delay lines (shown on the next page) fit a wide range of needs, and are available with a short delivery time.

Should you need a special design or a custom electrical specification, our engineers will work with you to configure a delay line that satisfies your requirements.

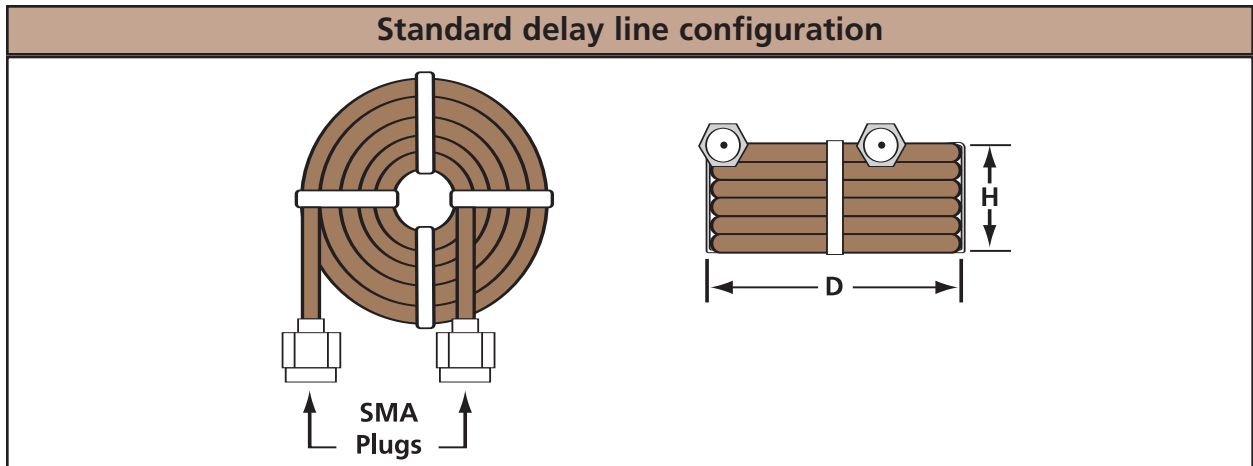




# Standard Delay Lines

## Copper or aluminum semi-rigid cable

Consistent, reliable standard delay lines from EZ Form are available with short delivery times. Call us with your requirements for custom delay lines with special cable sizes, impedances, finishes, or electrical characteristics.




| Cable Size | Delay (ns) | Part Number | Max. Dimensions inches (mm) |             | Max. Weight ounces (g)<br>*See below |
|------------|------------|-------------|-----------------------------|-------------|--------------------------------------|
|            |            |             | Height                      | Diameter    |                                      |
| .086       | 5 ±0.5     | EZ86DL5     | .19 (4.83)                  | 2.57 (65.3) | 3.52 (99.8)                          |
| .086       | 10 ±0.5    | EZ86DL10    | .38 (9.65)                  | 2.57 (65.3) | 4.48 (127)                           |
| .086       | 25 ±0.5    | EZ86DL25    | 1.42 (36.1)                 | 2.38 (60.5) | 7.20 (204)                           |
| .086       | 50 ±1.0    | EZ86DL50    | 1.32 (33.5)                 | 2.76 (70.1) | 11.70 (331)                          |
| .086       | 100 ±1.0   | EZ86DL100   | 1.70 (43.2)                 | 3.14 (79.8) | 19.50 (554)                          |
| .141       | 5 ±0.5     | EZ141DL5    | .45 (11.4)                  | 2.60 (66.0) | 4.80 (136)                           |
| .141       | 10 ±0.5    | EZ141DL10   | .90 (22.9)                  | 2.60 (66.0) | 6.72 (191)                           |
| .141       | 25 ±0.5    | EZ141DL25   | 1.35 (34.3)                 | 2.90 (73.7) | 12.80 (363)                          |
| .141       | 50 ±1.0    | EZ141DL50   | 1.95 (49.5)                 | 3.20 (81.3) | 23.20 (658)                          |
| .141       | 100 ±1.0   | EZ141DL100  | 3.00 (76.2)                 | 3.50 (88.9) | 44.00 (1247)                         |
| .250       | 5 ±0.5     | EZ250DL5    | 1.65 (41.9)                 | 2.55 (64.8) | 8.80 (249)                           |
| .250       | 10 ±0.5    | EZ250DL10   | 1.65 (41.9)                 | 3.10 (78.7) | 14.40 (408)                          |
| .250       | 25 ±0.5    | EZ250DL25   | 2.20 (55.9)                 | 3.65 (92.7) | 32.00 (907)                          |
| .250       | 50 ±1.0    | EZ250DL50   | 3.03 (77.0)                 | 4.20 (107)  | 61.60 (1746)                         |
| .250       | 100 ±1.0   | EZ250DL100  | 3.58 (90.9)                 | 5.30 (135)  | 120.00 (3402)                        |

Delay tolerances shown above are standard; delay lines can be made with tolerances as tight as ±20 picoseconds on special order.

**\* For 40% weight savings, add "AL" to part number for delay lines made with EZ Form aluminum-jacketed cable.**

As with all EZ Form product lines, we invite your inquiry for delay lines with any specifications or special requirements you may have.



# Competitive Cross-Reference

| Micro-Coax<br>(Uniform Tube) | EZ Form<br>Cable | Micro-Coax<br>(Uniform Tube) | EZ Form<br>Cable |
|------------------------------|------------------|------------------------------|------------------|
| UT 34                        | EZ 34/M17        | UT-85C-TP-M17                | M17/133-00009    |
| UT 34-TP                     | EZ 34-TP/M17     | UT-85-SP-M17                 | M17/133-00016    |
| UT 34-SP                     | EZ 34-SP         | UT-85-AL-M17                 | M17/133-00012    |
| UT 34C-10                    | EZ 34-10         | UT-85-AL-TP-M17              | M17/133-00013    |
| UT 34C-17                    | EZ 34-17         | UT 141-A                     | EZ 141/M17       |
| UT 34-25                     | EZ 34-25         | UT 141-A-TP                  | EZ 141-TP/M17    |
| UT 34-95                     | EZ 34-95         | UT 141-A-SP                  | EZ 141-SP        |
| UT 34-M17                    | M17/154-00001    | UT 141-AA                    | Contact Factory  |
| UT 34-TP-M17                 | M17/154-00002    | UT 141C                      | EZ 141Cu         |
| UT 47                        | EZ 47/M17        | UT 141C-TP                   | EZ 141Cu-TP      |
| UT 47-TP                     | EZ 47-TP/M17     | UT 141C-SP                   | EZ 141Cu-SP      |
| UT 47-SP                     | EZ 47-SP         | UT 141C-10                   | EZ 141-10        |
| UT 47C-35                    | EZ 47-35         | UT 141C-15                   | EZ 141-15        |
| UT 47-70                     | EZ 47-70         | UT 141C-25                   | EZ 141-25        |
| UT 47C-LL                    | EZ 47-LA         | UT 141C-35                   | EZ 141-35        |
| UT 47-M17                    | M17/151-00001    | UT 141-70                    | EZ 141-70        |
| UT 47-TP-M17                 | M17/151-00002    | UT 141-75                    | EZ 141-75        |
| UT 47C-AL-TP-LL              | EZ 47AL-LA-TP    | UT 141C-LL                   | EZ 141-LA        |
| UT-85                        | EZ 86/M17        | UT 141C-SS                   | EZ 141Cu-SS      |
| UT-85-TP                     | EZ 86-TP/M17     | UT 141-HA-M17                | M17/130-RG-402   |
| UT-85-SP                     | EZ 86-SP/M17     | UT 141-HA-TP-M17             | M17/130-00001    |
| UT-85C                       | EZ 86-Cu/M17     | UT 141-SA--M17               | M17/130-00004    |
| UT-85C-TP                    | EZ 86-Cu-TP/M17  | UT 141-SA-TP-M17             | M17/130-00005    |
| UT-85C-SP                    | EZ 86-Cu-SP      | UT 141-SA-AL-M17             | M17/130-00008    |
| UT-85-75-TP                  | EZ 86-75-TP      | UT 141-SA-AL-TP-M17          | M17/130-00009    |
| UT-85-H-M17                  | M17/133-RG-405   | UT 250C                      | EZ 250/M17       |
| UT-85-H-TP-M17               | M17/133-00001    | UT 250C-TP                   | EZ 250-TP/M17    |
| UT-85C-H-M17                 | M17/133-00002    | UT 250C-SP                   | EZ 250-SP        |
| UT-85C-H-TP-M17              | M17/133-00003    | UT 250-75                    | EZ 250-75        |
| UT-85-M17                    | M17/133-00006    | UT 250-A-M17                 | M17/129-RG-401   |
| UT 85-TP-M17                 | M17/133-00007    | UT 250-A-TP-M17              | M17/129-00001    |
| UT-85C-M17                   | M17/133-00008    |                              |                  |

## Temperature Cycling:


Preconditioning or temperature cycling should not be performed on bulk cable prior to forming, as this will degrade dielectric adherence. When preconditioning is required, it should be performed after all bending is complete and prior to trimming for connector attachment. EZ Form recommends the procedure specified in paragraph 6.6 of MIL-C-17 for preconditioning.

## Quality Assurance:

EZ Form's Quality Program meets all requirements of MIL-I-45208.

## Warranty:

We warrant our parts to be free of defects in materials and workmanship under normal conditions. If any parts are found to be defective within one year of shipment, we will repair or replace them at our option. This warranty does not apply to parts which have been abused, modified, disassembled, or subjected to conditions exceeding our specifications. We will not under any circumstances be liable for consequential or incidental damages or installation labor. There are no other warranties, express or implied, which extend beyond the description on the face hereof; in particular there is NO WARRANTY OF MERCHANTABILITY OR FITNESS FOR PARTICULAR PURPOSE. No representative is authorized to assume any other liability.



# Index by Part Number

Unless otherwise specified, nominal impedance is 50Ω

First set of digits indicates outer conductor diameter in decimal inches (i.e. EZ 38 indicates .038" O.D.).

| Part Number  | Page   | Part Number      | Page                            | Part Number                      | Page |
|--------------|--------|------------------|---------------------------------|----------------------------------|------|
| EZ 34        | 4      | EZ 86-70-TP      | (70) *                          | EZ 141LA                         | 4    |
| EZ 34-SP     | *      | EZ 86-75         | (75) 4                          | EZ 141-Cu-TP                     | 4    |
| EZ 34-TP     | 4      | EZ 86-75-AL      | (75) *                          | EZ 141-NI...(Nickel plated)      | *    |
| EZ 34-17     | (17) * | EZ 86-75-AL-TP   | (75) *                          | EZ 141-TP-SJ/M17                 | 4    |
| EZ 34-17-TP  | (17) * | EZ 86-75-TP      | (75) 4                          | EZ 141-SJ/M17                    | *    |
| EZ 34-25     | (25) * | EZ 86-93         | (93) *                          | EZ 141-TP                        | 4    |
| EZ 34-25-TP  | (25) * | EZ 90-25-AL      | (25) *                          | EZ 141-TP/M17                    | 4    |
| EZ 34-25-SP  | (25) * | EZ 90-25-AL-TP   | (25) *                          | EZ 141AA-TP...(50) 4.5Ω          | *    |
| EZ 34-95     | (95) * | EZ 90-25-Cu      | (25) 4                          | EZ 250AL                         | 6    |
| EZ 34-95-TP  | (95) * | EZ 90-25-Cu-TP   | (25) 4                          | EZ 250AL-TP                      | 6    |
| EZ 34-95-SP  | (95) * | EZ 118           | *                               | EZ 250-SP                        | 4    |
| EZ 38-25     | (25) * | EZ 118-TP        | *                               | EZ 250-TP                        | 4    |
| EZ 38-25-TP  | (25) * | EZ 125-25C-SP    | (25) *                          | EZ 250/M17                       | 4    |
| EZ 38-25-SP  | (25) * | EZ 141-15-SP     | (15) *                          | EZ 250-TP/M17                    | 4    |
| EZ 43-10     | (10) * | EZ 141-25-SP     | (25) *                          | EZ 250-43...(43) *               | *    |
| EZ 43-10-SP  | (10) * | EZ 141-25        | (25) *                          | EZ 250-60...(60) *               | *    |
| EZ 43-10-TP  | (10) * | EZ 141-25-AL     | (25) *                          | EZ 250-75-TP...(75) *            | *    |
| EZ 47/M17    | 4      | EZ 141-25-TP     | (25) *                          | EZ 325                           | 4    |
| EZ 47-AL     | 6      | EZ 141-35        | (35) *                          | EZ 325-TP                        | 4    |
| EZ 47-AL-TP  | 6      | EZ 141-50-SS-B   | (Stainless Steel out. cond.) *  | EZFlex Formable 47, 86, 141, 250 | 9    |
| EZ 47-Cu     | 4      | EZ 141-70        | (70) 4                          | EZFlex 401, 402, 405             | 8    |
| EZ 47-Cu-TP  | 4      | EZ 141-70-SP     | (70) *                          | M17/129-RG-401                   | 8    |
| EZ 47-Cu-SP  | 4      | EZ 141-70-TP     | (70) 4                          | M17/129-00001                    | 8    |
| EZ 47-25     | (25) * | EZ 141-70-AL     | (70) 6                          | M17/130-RG402                    | 8    |
| EZ 47-75     | (75) * | EZ 141-70-AL-SP  | (70) *                          | M17/130-00001                    | 8    |
| EZ 47-TP/M17 | 4      | EZ 141-70-AL-TP  | (70) 6                          | M17/130-00004                    | 8    |
| EZ 50-M      | *      | EZ 141-75        | (75) 4                          | M17/130-00005                    | 8    |
| EZ 50-M-TP   | *      | EZ 141-75-AL     | (75) *                          | M17/130-00008                    | 8    |
| EZ 62-18     | (18) * | EZ 141-75-AL-TP  | (75) *                          | M17/130-00009                    | 8    |
| EZ 62-18-SP  | (18) * | EZ 141-75-SP     | (75) 4                          | M17/130-00012                    | 8    |
| EZ 70-50     | *      | EZ 141-75-TP     | (75) 4                          | M17/130-00014                    | 8    |
| EZ 70-TP     | *      | EZ 141-75-Cu     | (75) 4                          | M17/130-00015                    | 8    |
| EZ 70-Cu-TP  | *      | EZ 141-86-AL     | (86) *                          | M17/133-RG405                    | 8    |
| EZ 70-10     | (10) * | EZ 141-86-AL-TP  | (86) *                          | M17/133-00001                    | 8    |
| EZ 70-10-TP  | (10) * | EZ 141-100       | (100) *                         | M17/133-00002                    | 8    |
| EZ 70-25     | (25) * | EZ 141-100-AL    | (100) 6                         | M17/133-00003                    | 8    |
| EZ 70-25-TP  | (25) * | EZ 141-100-AL-TP | (100) 6                         | M17/133-00006                    | 8    |
| EZ 86-AL     | 6      | EZ 141-AL        | 6                               | M17/133-00007                    | 8    |
| EZ 86-AL-SP  | 6      | EZ 141-25-AL     | (25) *                          | M17/133-00008                    | 8    |
| EZ 86-AL-TP  | 6      | EZ 141-AL-Cu     | *                               | M17/133-00009                    | 8    |
| EZ 86-SP     | 4      | EZ 141-AL-Cu-TP  | *                               | M17/133-00012                    | 8    |
| EZ 86-TP/M17 | 4      | EZ 141-AL-LA     | 6                               | M17/133-00013                    | 8    |
| EZ 86/M17    | 4      | EZ 141-AL-LA-TP  | 6                               | M17/133-00016                    | 8    |
| EZ 86-Cu/M17 | 4      | EZ 141-AL-SP     | *                               | M17/133-00018                    | 8    |
| EZ 86-Cu-SP  | 4      | EZ 141-AL-TP     | 6                               | M17/151-00001                    | 8    |
| EZ 86-Cu-TP  | 4      | EZ 141-BE        | (Beryllium Copper ctr. cond.) * | M17/151-00002                    | 8    |
| EZ 86-70     | (70) * | EZ 141-Cu        | 4                               | M17/154-00001                    | 8    |
| EZ 86-70-SP  | (70) * | EZ 141-Cu-SP     | 4                               | M17/154-00002                    | 8    |

\*Contact factory for specifications. These cables are not described in this catalog, however they are listed here in order to indicate that they have been produced in the past and are available.