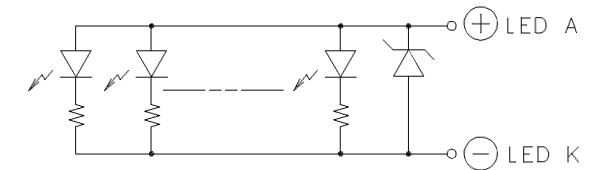


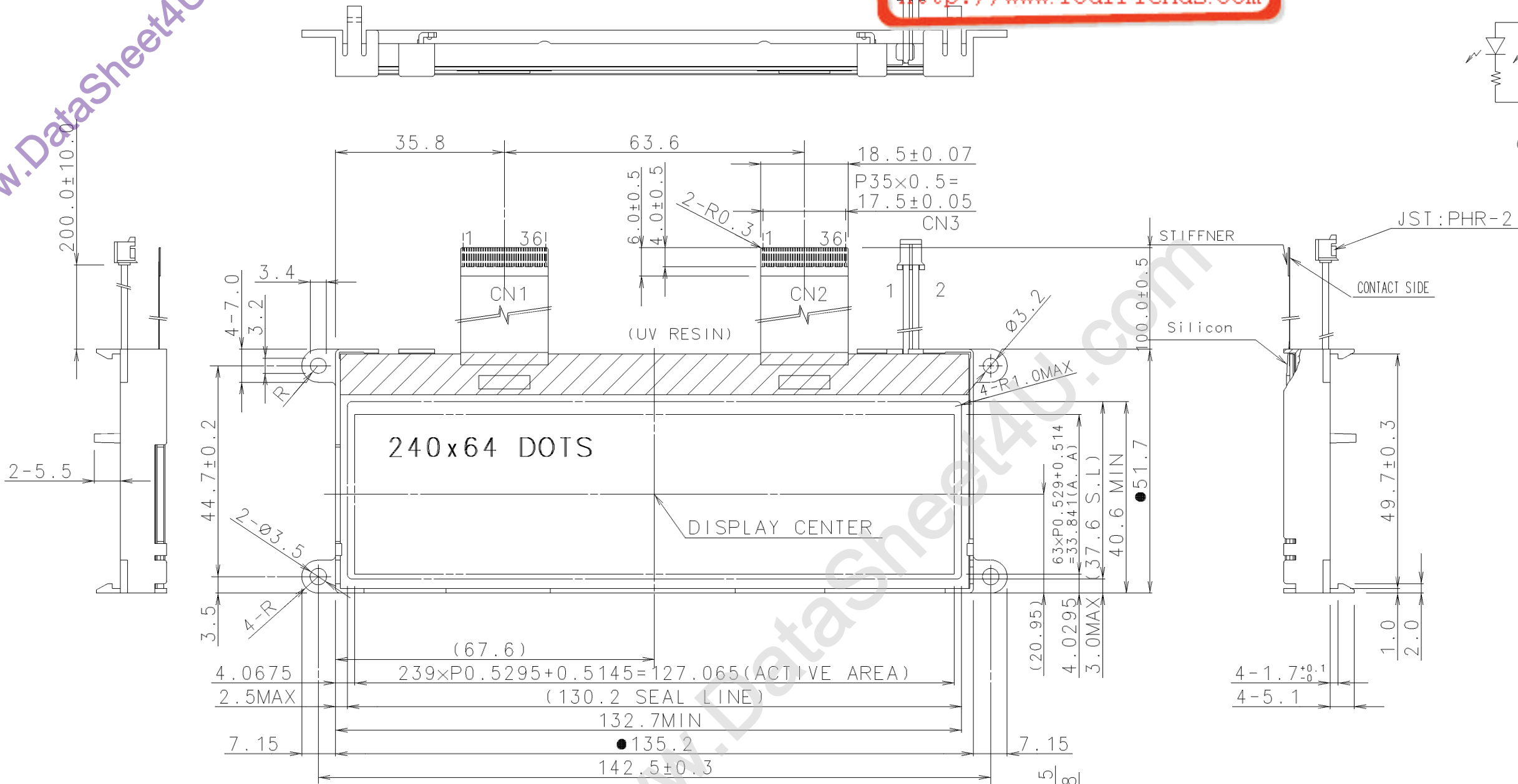
液晶之友 电话: 020-33819057  
 Http://www.lcdfriends.com

ISSUE	REVISIONS	DRAWN	APPROVED	DATE
-------	-----------	-------	----------	------

CIRCUIT DIAGRAM



QTY of LED chips  
 351851AA : 6chips  
 351851AB : 10chips



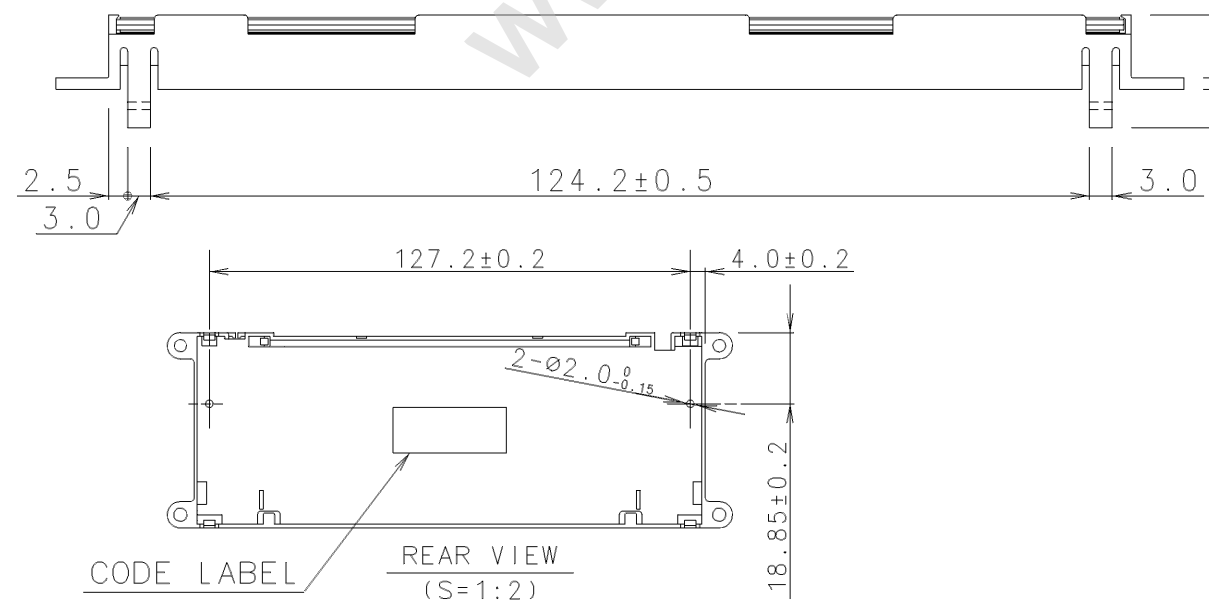
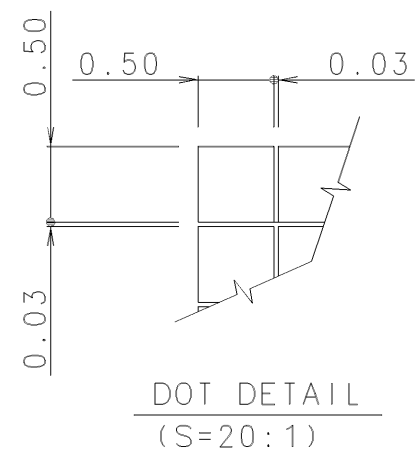
PIN ASSIGNMENT

CN1-MASTER (IC1)			
CN2-SLAVE (IC2)			
No.	Symbol	No.	Symbol
1	NC	19	VDD
2	FR	20	VSS
3	CL	21	VOUT
4	DOF	22	C3-
5	CS1	23	C1+
6	CS2	24	C1-
7	RES	25	C2-
8	A0	26	C2+
9	WR	27	V1
10	RD	28	V2
11	D0	29	V3
12	D1	30	V4
13	D2	31	V5
14	D3	32	VR
15	D4	33	C86
16	D5	34	P/S
17	D6	35	NC
18	D7	36	NC

CN3	
No.	Symbol
1	ANODE
2	CATHODE

NOTE 1. ● MARK SETTING DIMENSIONS : SPECIAL CHARACTERISTICS.  
 2. HATCHED AREA ON LCD TERMINAL LEDGE SHOWS MAXIMUM AREA OF SILICON RESIN.



MEASURE	TOLERANCE			THIRD ANGLE PROJECTION	DATE Feb.25'05
	A	B	C		
L≤16	±0.1	±0.3	±1	UNIT	APPROVED M.MOTOHASHI
16<L≤63	±0.2	±0.5	±1.5	mm	CHECKED T.SUZUKI
63<L≤250	±0.3	±0.8	±2	SCALE	DRAWN X.Hawk
250<L≤500	±0.5	±1.2	±3	1:1	
500<L	±0.8	±2	±4		
ANGLE	±1°	±5°	±10°		

OPTREX CORPORATION  
 DIMENSIONAL OUTLINE  
 F-1851 AA base  
 DWG NO UE-312338