

Specifications

Current rating: 0.5A AC,DC
Voltage rating: 50V AC,DC
Temperature range: -25°C ~ +85°C
Contact resistance: 30mΩ Max.
Insulation resistance: 100MΩ Min.
Withstanding voltage: 250V AC/minute
Contact H.R for details

A
B
C
F
ST
HRJ
DC

Ordering code

① ② ③ ④ ⑤
F0514 WR-S-XP T

- ① Series No.
- ② Connector type: WR=Right angle
- ③ Mounting type: S=SMT
- ④ No. of circuits
- ⑤ Option code:
T=Top contact style
B=Bottom contact style



F0514 SERIES

0.50mm pitch FFC/FPC connector

F0514WR-S

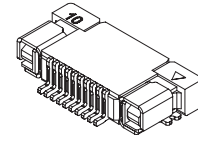
0.50mm pitch FFC/FPC Connector, 90° SMT TYPE, ZIF, Top Contact Style

Reference Informations:

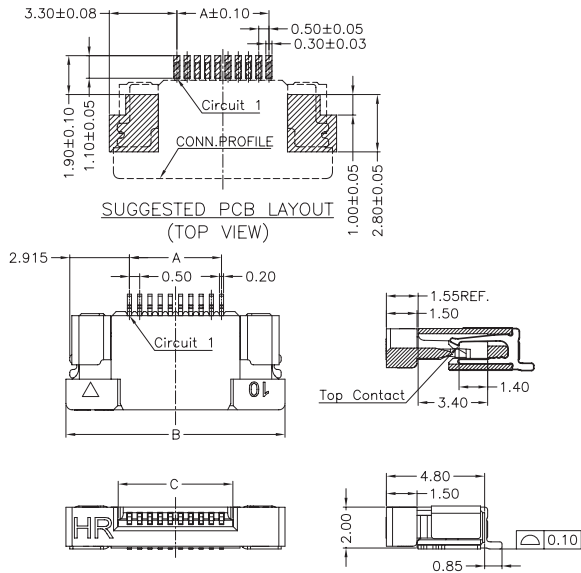
- *Material: Pin: Phosphor Bronze/Gold-flash
- Solder Tabs: Brass/Gold-flash
- Housing: Nylon 6T,UL94V-0
- Cover: Nylon 6T,UL94V-0

F0514 WR-S-XP XXX

① Series No.
 ② Connector type: WR=Right angle
 ③ Mounting type: S=SMT without boss
 ④ No. of circuits
 ⑤ Option code:
 T=Top contact style



A
B
C
F
ST
HRJ
DC



Ordering Information & Dimensions:

PART NO.	Dimensions			PART NO.	Dimensions		
	A	B	C		A	B	C
F0514WR-S-04PT	1.50	7.70	2.60	F0514WR-S-24PT	11.50	17.70	12.60
F0514WR-S-05PT	2.00	8.20	3.10	F0514WR-S-25PT	12.00	18.20	13.10
F0514WR-S-06PT	2.50	8.70	3.60	F0514WR-S-26PT	12.50	18.70	13.60
F0514WR-S-07PT	3.00	9.20	4.10	F0514WR-S-27PT	13.00	19.20	14.10
F0514WR-S-08PT	3.50	9.70	4.60	F0514WR-S-28PT	13.50	19.70	14.60
F0514WR-S-09PT	4.00	10.20	5.10	F0514WR-S-29PT	14.00	20.20	15.10
F0514WR-S-10PT	4.50	10.70	5.60	F0514WR-S-30PT	14.50	20.70	15.60
F0514WR-S-11PT	5.00	11.20	6.10	F0514WR-S-31PT	15.00	21.20	16.10
F0514WR-S-12PT	5.50	11.70	6.60	F0514WR-S-32PT	15.50	21.70	16.60
F0514WR-S-13PT	6.00	12.20	7.10	F0514WR-S-33PT	16.00	22.20	17.10
F0514WR-S-14PT	6.50	12.70	7.60	F0514WR-S-34PT	16.50	22.70	17.60
F0514WR-S-15PT	7.00	13.20	8.10	F0514WR-S-35PT	17.00	23.20	18.10
F0514WR-S-16PT	7.50	13.70	8.60	F0514WR-S-36PT	17.50	23.70	18.60
F0514WR-S-17PT	8.00	14.20	9.10	F0514WR-S-37PT	18.00	24.20	19.10
F0514WR-S-18PT	8.50	14.70	9.60	F0514WR-S-38PT	18.50	24.70	19.60
F0514WR-S-19PT	9.00	15.20	10.10	F0514WR-S-39PT	19.00	25.20	20.10
F0514WR-S-20PT	9.50	15.70	10.60	F0514WR-S-40PT	19.50	25.70	20.60
F0514WR-S-21PT	10.00	16.20	11.10	F0514WR-S-41PT	20.00	26.20	21.10
F0514WR-S-22PT	10.50	16.70	11.60	F0514WR-S-45PT	22.00	28.20	23.10
F0514WR-S-23PT	11.00	17.20	12.10	F0514WR-S-50PT	24.50	30.70	25.60

Unit:mm

F0514WR-S

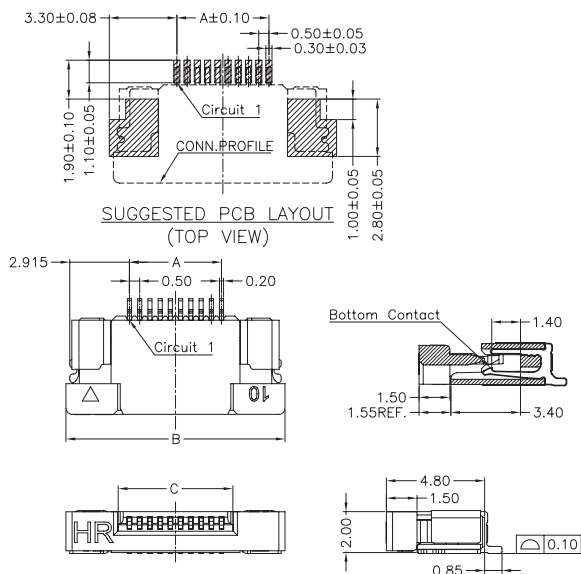
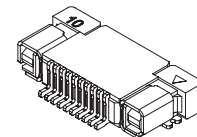
0.50mm pitch FFC/FPC Connector,90° SMT TYPE, ZIF Bottom Contact Style

Reference Informations:

- *Material: Pin: Phosphor Bronze/Gold-flash
- Solder Tabs: Brass/Gold-flash
- Housing: Nylon 6T,UL94V-0
- Cover: Nylon 6T,UL94V-0

F0514 WR-S-XP XXX

① Series No.
 ② Connector type: WR=Right angle
 ③ Mounting type: S=SMT without boss
 ④ No. of circuits
 ⑤ Option code:
 B=Bottom contact style



Ordering Information & Dimensions:

PART NO.	Dimensions			PART NO.	Dimensions		
	A	B	C		A	B	C
F0514WR-S-04PB	1.50	7.70	2.60	F0514WR-S-24PB	11.50	17.70	12.60
F0514WR-S-05PB	2.00	8.20	3.10	F0514WR-S-25PB	12.00	18.20	13.10
F0514WR-S-06PB	2.50	8.70	3.60	F0514WR-S-26PB	12.50	18.70	13.60
F0514WR-S-07PB	3.00	9.20	4.10	F0514WR-S-27PB	13.00	19.20	14.10
F0514WR-S-08PB	3.50	9.70	4.60	F0514WR-S-28PB	13.50	19.70	14.60
F0514WR-S-09PB	4.00	10.20	5.10	F0514WR-S-29PB	14.00	20.20	15.10
F0514WR-S-10PB	4.50	10.70	5.60	F0514WR-S-30PB	14.50	20.70	15.60
F0514WR-S-11PB	5.00	11.20	6.10	F0514WR-S-31PB	15.00	21.20	16.10
F0514WR-S-12PB	5.50	11.70	6.60	F0514WR-S-32PB	15.50	21.70	16.60
F0514WR-S-13PB	6.00	12.20	7.10	F0514WR-S-33PB	16.00	22.20	17.10
F0514WR-S-14PB	6.50	12.70	7.60	F0514WR-S-34PB	16.50	22.70	17.60
F0514WR-S-15PB	7.00	13.20	8.10	F0514WR-S-35PB	17.00	23.20	18.10
F0514WR-S-16PB	7.50	13.70	8.60	F0514WR-S-36PB	17.50	23.70	18.60
F0514WR-S-17PB	8.00	14.20	9.10	F0514WR-S-37PB	18.00	24.20	19.10
F0514WR-S-18PB	8.50	14.70	9.60	F0514WR-S-38PB	18.50	24.70	19.60
F0514WR-S-19PB	9.00	15.20	10.10	F0514WR-S-39PB	19.00	25.20	20.10
F0514WR-S-20PB	9.50	15.70	10.60	F0514WR-S-40PB	19.50	25.70	20.60
F0514WR-S-21PB	10.00	16.20	11.10	F0514WR-S-41PB	20.00	26.20	21.10
F0514WR-S-22PB	10.50	16.70	11.60	F0514WR-S-45PB	22.00	28.20	23.10
F0514WR-S-23PB	11.00	17.20	12.10	F0514WR-S-50PB	24.50	30.70	25.60

Unit:mm