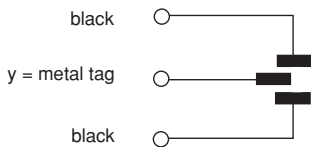


Suppression Capacitors, (Bi-polar) Capacitors Class X1/Y2 AC 275V/250V

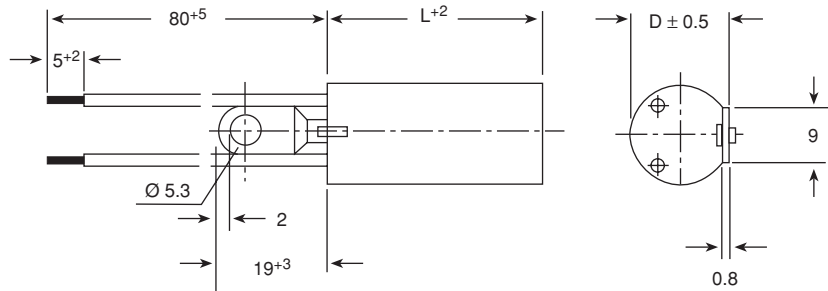
TECHNICAL DATA:

See page 73 (Document Number 27001)

CIRCUIT DIAGRAM:



Dimensions in mm



TERMINALS:

Y-contact as metal tag with a hole of \varnothing 5.3mm (\varnothing 4.3mm on request) X-connection as: insulated stranded copper wire, type LiY 0.5mm² (or AWG 20) ends stripped and tinned, or insulated solid copper wire, type YV (d = 0.8mm) on request.

COATING:

Plastic case, epoxy resin sealed, flame retardant, UL-class 94V-0

RATED VOLTAGE:

AC 275V, 50/60Hz \Rightarrow X1
AC 250V, 50/60Hz \Rightarrow Y2

CAPACITANCE X-Value	CAPACITANCE Y-Value	DIMENSIONS D x L (mm)	WEIGHT (g)	QUANTITY PACKAGE (pcs)	ORDERING CODE*
0.022 μ FX1	2 x 2700 pFY2	14 x 35	10.3	400	F1740-322-3550
0.027 μ FX1	2 x 2700 pFY2	14 x 35	10.3	400	F1740-327-3550
0.033 μ FX1	2 x 2700 pFY2	14 x 35	10.4	400	F1740-333-3550
0.047 μ FX1	2 x 2700 pFY2	14 x 35	10.6	400	F1740-347-3550
0.068 μ FX1	2 x 2700 pFY2	14 x 35	10.7	400	F1740-368-3550
0.1 μ FX1	2 x 2700 pFY2	16 x 35	13.7	300	F1740-410-3550
0.15 μ FX1	2 x 2700 pFY2	18 x 35	17.2	250	F1740-415-3550
0.22 μ FX1	2 x 2700 pFY2	20 x 35	22.1	250	F1740-422-3550
0.27 μ FX1	2 x 2700 pFY2	20 x 50	26.8	200	F1740-427-3550
0.33 μ FX1	2 x 2700 pFY2	20 x 50	28.3	200	F1740-433-3550
0.47 μ FX1	2 x 2700 pFY2	20 x 50	44.2	150	F1740-447-3550
0.027 μ FX1	2 x 4700 pFY2	14 x 35	9.6	400	F1740-327-3558
0.033 μ FX1	2 x 4700 pFY2	14 x 35	9.8	400	F1740-333-3558
0.047 μ FX1	2 x 4700 pFY2	14 x 35	10.0	400	F1740-347-3558
0.068 μ FX1	2 x 4700 pFY2	14 x 35	10.1	400	F1740-368-3558
0.1 μ FX1	2 x 4700 pFY2	16 x 35	13.7	300	F1740-410-3558
0.15 μ FX1	2 x 4700 pFY2	18 x 35	17.2	250	F1740-415-3558
0.22 μ FX1	2 x 4700 pFY2	20 x 35	22.0	250	F1740-422-3558
0.27 μ FX1	2 x 4700 pFY2	20 x 50	27.0	200	F1740-427-3558
0.33 μ FX1	2 x 4700 pFY2	20 x 50	28.5	200	F1740-433-3558
0.47 μ FX1	2 x 4700 pFY2	20 x 50	44.2	150	F1740-447-3558

*With mark, the ordering code is F1740- . . . -345.

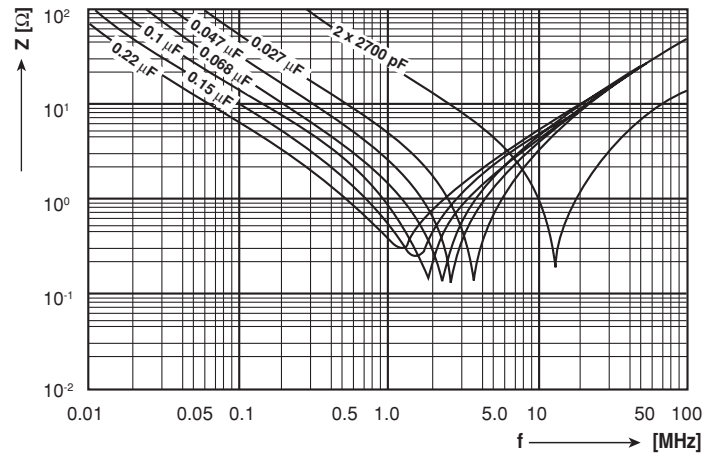


F1740-3550 and F1740-3558

Supp. Cap. (Bi-polar) Class X1/Y2 AC 275V/250V Vishay Roederstein

APPROVALS

COUNTRY	SPECIFICATION	ELECTRICAL VALUES	APPROVAL REFERENCE	APPROVAL MARK
U.S.A. (for AC 250V)	UL 1283	0.022 μ FX - 0.47 μ FX + 2 x 2700pFY - 2 x 0.027 μ FY	E 76297	
CB TEST-CERTIFICATE		0.022 μ FX1 - 0.47 μ FX1 + 2 x 2700pFY2 - 2 x 0.027 μ FY2	CH-676-A1	
Switzerland (for AC 275/250V)	EN 132 400 IEC 60384-14, 2nd edition	0.022 μ FX1 - 0.47 μ FX1 + 2 x 2700pFY2 - 2 x 0.027 μ FY2	96.1 10036.02	
This approval mark together with the CB-Certificate replace all national approval marks of the following countries (they have already signed the CB-Agreement):				
Austria	Belgium	Denmark	Finland	Sweden
France	Germany	Ireland	Italy	Switzerland
Netherlands	Israel	Portugal	Spain	Great Britain
Japan	Norway	China	Poland	Czech. Republic
Singapore	Rep. of Korea	Hungary	Iceland	Slovenia



Impedance (Z) of F1740-3550/3450 as a function of frequency (f) at $T_a = 20^\circ\text{C}$ (Average)

Measurement with lead length:
 x - connection 50mm
 y - connection metal tag