

Features:

SIP7 PACKAGE

Single Output

Industrial Standard PIN-out

No Heat Sink Required

3000VDC Isolation

Fixed Input

Unregulated Output


PCB Mounted

Input Voltage: 5V/12/15/24 VDC

Output Voltage: 3.3/5/9/12/15/18/24VDC

Input Range: ±10%

Filter: Ceramic capacitor



OUTPUT SPECIFICATIONS

Items:	Testing condition	Min	Typ	Max
Output Accuracy:	At full load and nominal Vin			±5%
Line Regulation:	For Vin change of 1%			±1.2%
Load Regulation:	From 20% to full load			+/- 8 %
Ripple and Noise:	20MHz bandwidth			100 mV p-p
Temperature Drift:				±0.02 %/°C
Switching Frequency			100 KHz	
Short Circuit Protection	Momentary(<1S)			

All specifications measured at TA=25° C, humidity<75%, nominal input voltage and rated output load unless otherwise specified.

COMMON SPECIFICATIONS

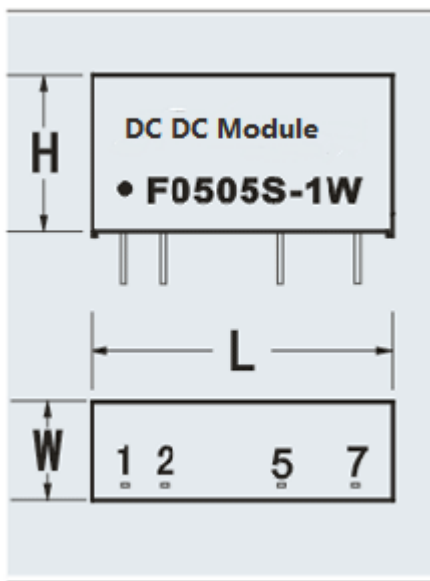
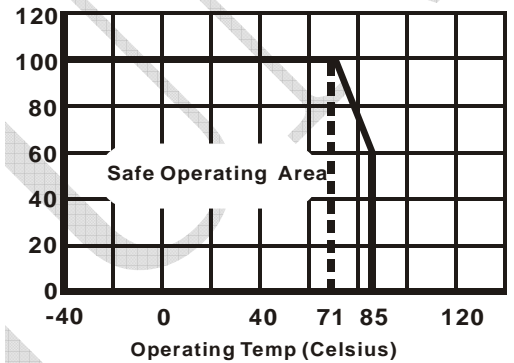
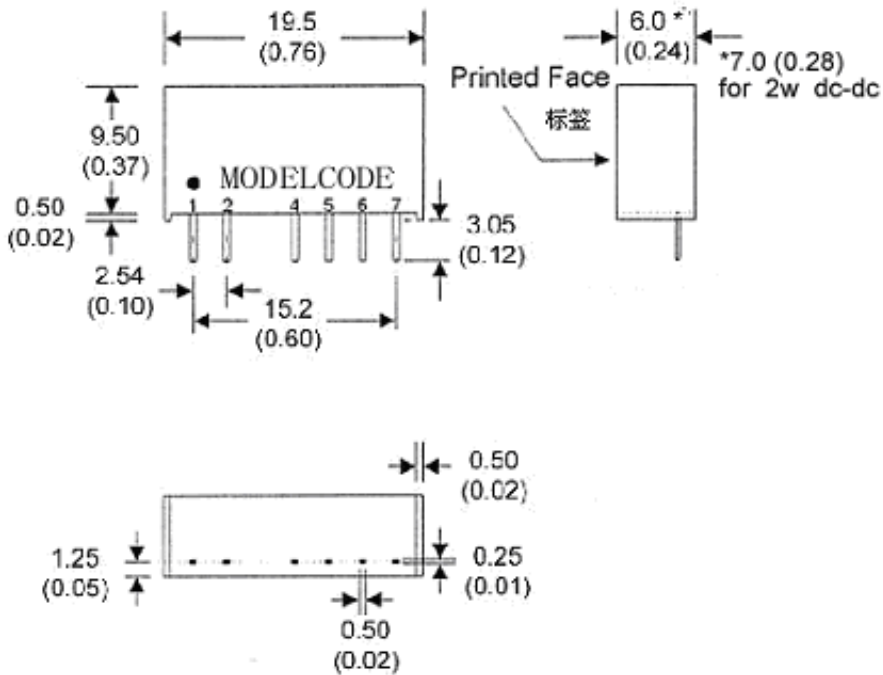
Items	Testing condition	Min	Typ.	Max
Operating temperature range		-40°C		+85°C
Storage temperature range		-55°C		+125°C
Humidity				<90%
Cooling	Free Air Convection			
Isolation voltage (VDC)	Input to Output		3,000	
Isolation resistance (ohms)			10 ⁹	
Isolation capacitance (pF)				30
Efficiency (%)	See Product List	70	85	
Case material	Non-conductive black plastic			
Potting material	Epoxy Resin UL94-V0			
Packing material	Tube			
Dimension (mm / inch) (L*W*H)	SIP: 19.5*6.00*9.50 (0.76*0.24*0.37)			
Weight (g)	2~3			
MTBF (Hrs)	>1,000,000			

FXXXXS-1W SERIES DC-DC CONVERTER

Part No.	Vin(VDC)	Iin (No-load)(mA)	Iin (Full-load)(mA)	Vout (VDC)	Iout (max.mA)	Eff. (%TYPE)
F0503S-1W	5	14	363	3.3	303	72
F0505S-1W	5	16	266	5	200	75
F0512S-1W	5	18	254	12	84	76
F1205S-1W	12	11	119	5	200	72
F1212S-1W	12	10	104	12	84	80
F1215S-1W	12	15	107	15	68	78
F2405S-1W	24	6	55	5	200	75
F2412S-1W	24	7	54	12	84	77
F2415S-1W	24	8	55	15	76	76

If need other input and output, please specified.

PCB Diagram and Footprint Function



PIN	Function	
1	+Vin	Input
2	GND	Input
3		NO PIN
4		NO PIN
5	0V	Common
6		NO PIN
7	+Vo	Output

* Design and specifications to change without notice.