




Shielded Power Inductor – FA2769-AL



The FA2769-AL was developed for Enpirion for use in the second stage LC filter for the output of their 6A DC-DC power modules EN5360D, EN5365Q and EN5366Q, and for their 3A DC-DC power modules EN5330D, EN5335Q, and EN5336Q.

This part is designed for applications requiring high current handling capabilities and low DC resistance. Its compact size makes it an excellent choice for use in notebook computers, mobile phones, and other handheld products.

For free evaluation samples, contact Coilcraft or order them on-line at www.coilcraft.com.

Part number ¹	Inductance ² ±30% (nH)	DCR max ³ (mOhms)	SRF typ ⁴ (MHz)	Isat ⁵ (A)	Irms ⁶ (A)
FA2769-AL_	26.0	0.23	210	29	6.5

1. When ordering, please specify **packaging** code:

FA2769-ALC

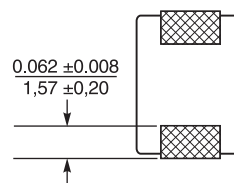
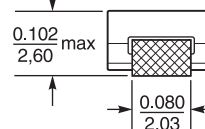
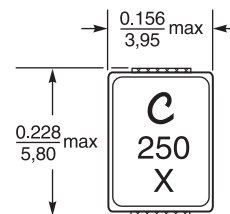
- Packaging:** C = 7" machine-ready reel. EIA-481 embossed plastic tape (750 per full reel).
 B = Less than full reel. In tape, but not machine ready. To have a leader and trailer added (\$25 charge), use code letter C instead.
 D = 13" machine-ready reel. EIA-481 embossed plastic tape (3000 per full reel). Factory order only, not stocked.

2. Inductance tested at 500 kHz, 0.1 Vrms using an Agilent/HP 4284.
 3. DCR is measured on a micro-ohmmeter at points indicated.

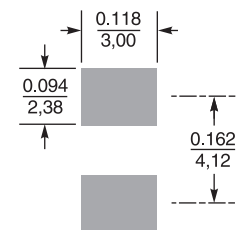


4. SRF measured using an Agilent/HP 8753ES network analyzer or equivalent.
 5. DC current at which the inductance drops 20% (typ) from its value without current.
 6. Current that causes a 40°C temperature rise from 25°C ambient.
 7. **Ambient temperature range:** -40°C to +85°C with Irms current
 +85°C to +125°C with derated current
 8. **Storage temperature range:** Component: -40°C to +125°C
 Packaging: -40°C to +80°C
 9. Electrical specifications at 25°C.

Refer to Doc 362 "Soldering Surface Mount Components" before soldering.



Dimensions are in $\frac{\text{inches}}{\text{mm}}$



Recommended Land Pattern

Weight: 0.19 g
Terminations: Matte-tin over nickel over copper
Tape and reel: 750/7" reel, 3000/13" reel 16 mm tape width



www.coilcraft.com

US +1-847-639-6400 sales@coilcraft.com
UK +44-1236-730595 sales@coilcraft-europe.com
Taiwan +886-2-2264 3646 sales@coilcraft.com.tw
China +86-21-6218 8074 sales@coilcraft.com.cn
Singapore + 65-6484 8412 sales@coilcraft.com.sg

Document 602-1 Revised 01/13/15

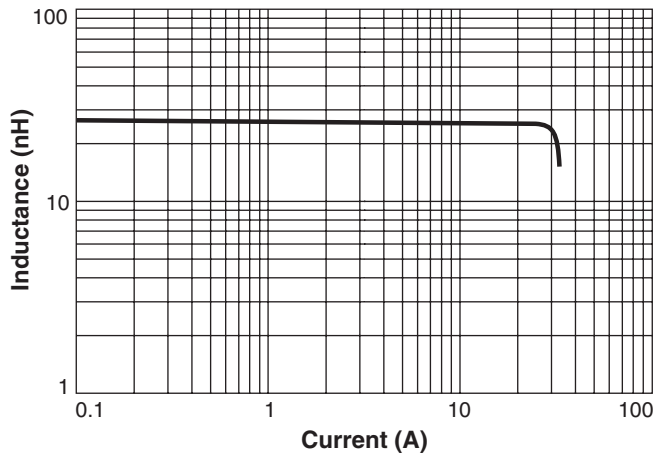
© Coilcraft Inc. 2015

This product may not be used in medical or high risk applications without prior Coilcraft approval. Specification subject to change without notice. Please check web site for latest information.

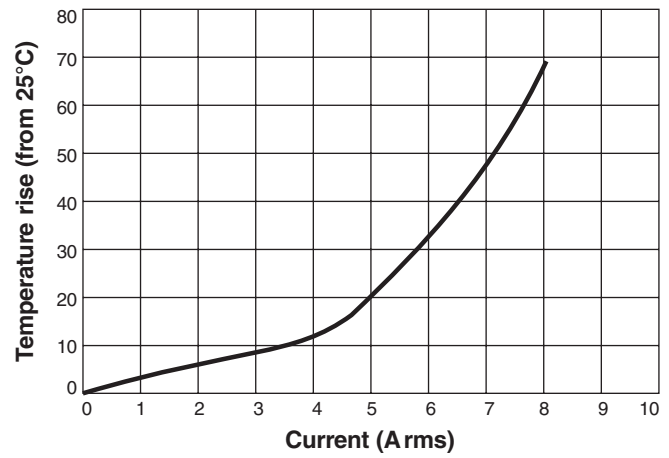


Shielded Power Inductor - FA2769-AL

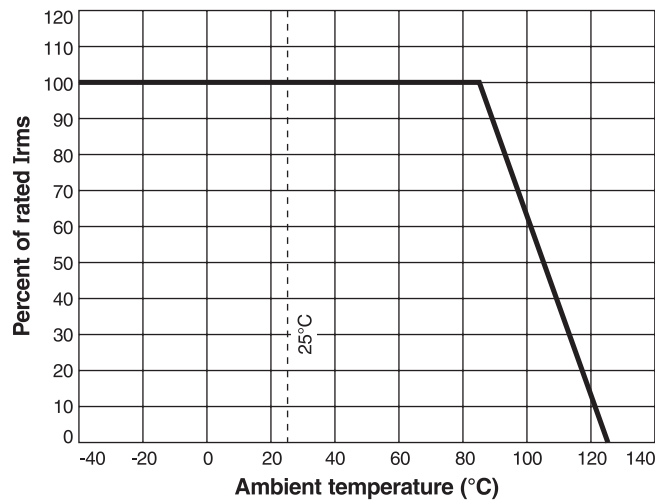
L vs Current



Temperature Rise vs Current



Irms Derating



US +1-847-639-6400 sales@coilcraft.com
UK +44-1236-730595 sales@coilcraft-europe.com
Taiwan +886-2-2264 3646 sales@coilcraft.com.tw
China +86-21-6218 8074 sales@coilcraft.com.cn
Singapore + 65-6484 8412 sales@coilcraft.com.sg

Document 602-2 Revised 01/13/15

© Coilcraft Inc. 2015
 This product may not be used in medical or high risk applications without prior Coilcraft approval. Specification subject to change without notice. Please check web site for latest information.