

Fixed Attenuator Chip

- ◆ DC to 6 GHz
- ◆ 3 dB
- ◆ 2.0 W

Features

- High attenuation accuracy
- Small VSWR
- Ceramic chip: 96% alumina
- Laser trimmed
- Low cost-high performance

Model No. Description

FACXXX

XX- attenuation: **dB.

XX- frequency range 06: DC to 6GHz

10: DC to 10GHz

12: DC to 12.4GHz

18: DC to 18GHz

26: DC to 26.5GHz.

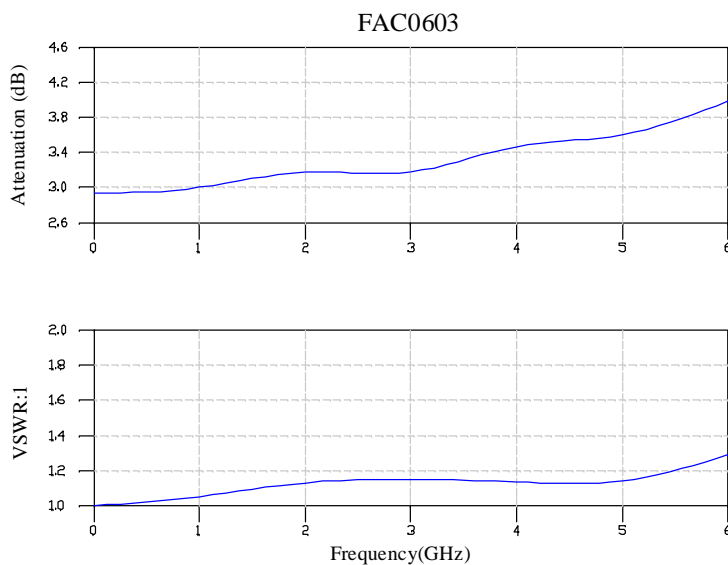
Specifications

Frequency Range	DC to 6 GHz
Attenuation	3 dB
Attenuation Accuracy (Typical.)	±0.2 dB DC to 2 GHz + 0.5 dB 2 to 4 GHz + 0.8 dB 4 to 6 GHz
Nominal Impedance	50 Ohm
Rated Input Power	2.0 W
Operating Temperature	-55 °C to +150 °C

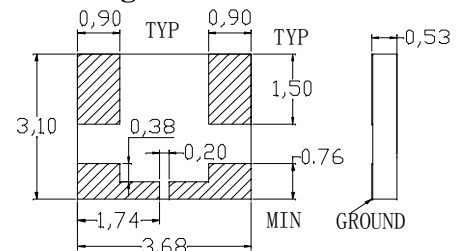
FREQ. RANGE (GHz)	VSWR(:1) Typical
DC to 2	1.10
2 to 4	1.20
4 to 6	1.30

Characteristic

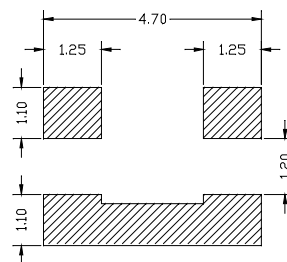
For example the testing curves of FAC0603



Package Outlines



Recommended Layout



Note: all dimensions shown in mm

Yantel Corporation

Add:2nd Floor,Building 2,Gaofa Technology Park,Longjing,Nanshan,Shenzhen,China.PC 518055

Tel: 86-755-8355-1886 Fax: 86-755-8355-2533

For detailed performance specs & shopping online see Yantel web site : www.yantel-corp.com